

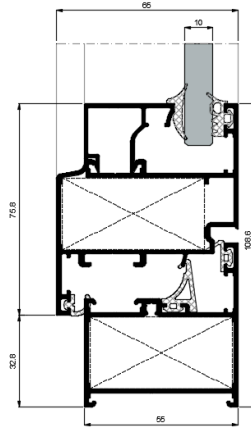
**MİMARİ KATALOG**  
**ARCHITECTURAL CATALOGUE**

**Alüminyum Kapı Pencere ve Giydirme Cephe Sistemleri**  
Aluminium Window Doors and Facade Systems

**RESCARA**



**RW55+**



## TEKNİK ÖZELLİKLERİ / TECHNICAL PROPERTIES

<b>KASA DERİNLİĞİ</b> / <i>FRAME DEPTH</i>	55 mm
<b>KANAT DERİNLİĞİ</b> / <i>VENT DEPTH</i>	65 mm
<b>PROFİL ET KALINLIĞI</b> / <i>PROFILE GLASS THICKNESS</i>	1,4 / 1,5 / 2 mm
<b>MAX. CAM KALINLIĞI</b> / <i>MAX. GLASS THICKNESS</i>	36 mm

## KULLANIM SEÇENEKLERİ / APPLICATION ALTERNATIVES

	<b>KAPI</b> DOOR	<b>PENCERE</b> WINDOW
<b>İÇE AÇILIR</b> / <i>INWARD OPENING</i>	*	*
<b>DIŞA AÇILIR</b> / <i>OUTWARD OPENING</i>	*	
<b>VASİSTAS</b> / <i>BOTTOM HUNG</i>		*
<b>ÇİFT EKSEN AÇILIM</b> / <i>TILT&amp;TURN OPENING</i>	*	*
<b>PVC AKSESUARA UYGUN KANAT</b> / <i>VENT FOR PVC ACCESORIES</i>	*	*

# MİMARİ KATALOG

## ARCHITECTURAL CATALOGUE

Alüminyum Kapı Pencere ve Giydirme Cephe Sistemleri  
Aluminium Window Doors and Facade Systems



Rescara Sistem Detayları  
Rescara System Details

# RW55+

PROFİLLER

PROFILES

01

02

03

04

05

06

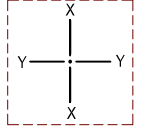
07

08

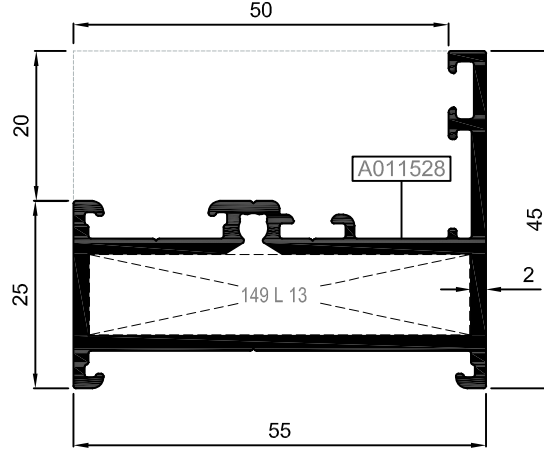
09

10

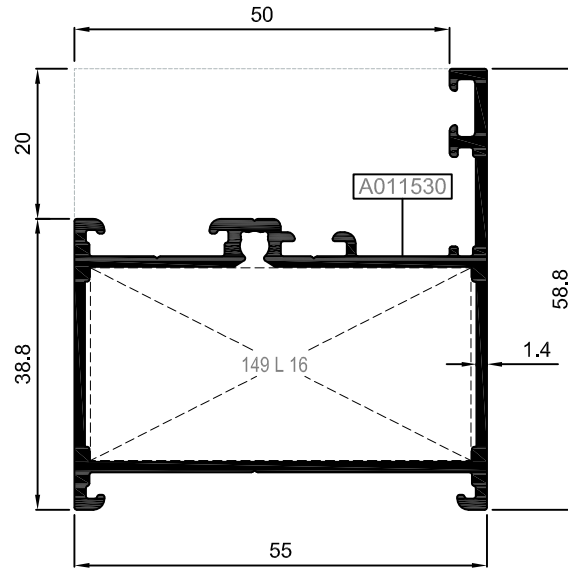
KOD/ CODE	AĞIRLIK (kg/m)/ WEIGHT	Jxx cm <sup>4</sup>	Jyy cm <sup>4</sup>	L m
N55 F 01	1,047	14,867	4,138	6
N55 F 03	0,956	15,396	9,128	6





N55 F 01



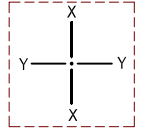
N55 F 03



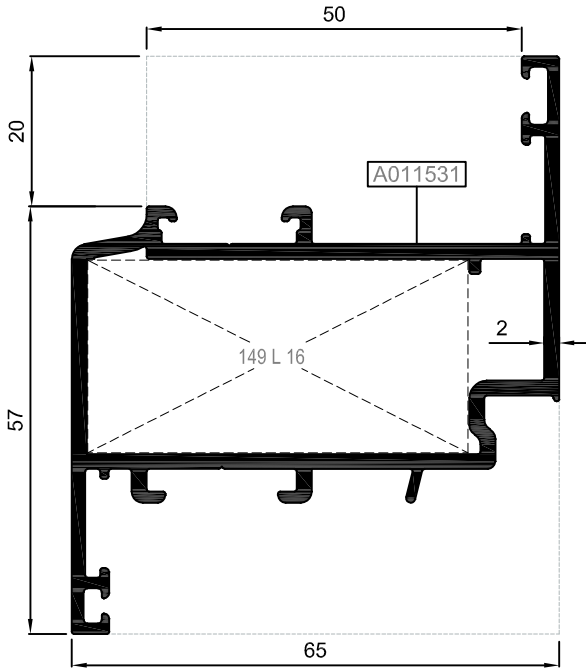
Nr		 L m	KEŞİM ÖLÇÜSÜ CUTTING SIZE	 AKS. KODU ACS. CODE
N55 F 01	A011528	25 L 13 (A002058)	50,7 mm	149 L 13
N55 F 03	A011530	25 L 16 (A002061)	50,7 mm	149 L 16



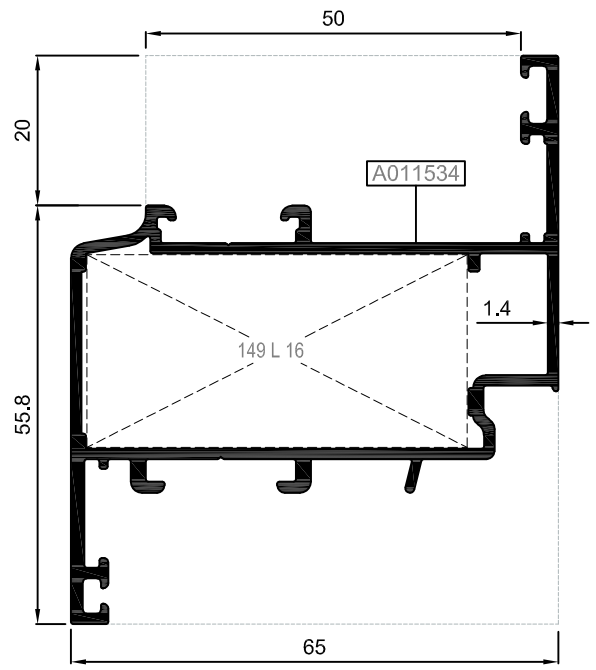
KOD/ CODE	AĞIRLIK (kg/m)/ WEIGHT	Jxx cm4	Jyy cm4	L m
N55 V 01	1,456	30,786	16,410	6
N55 V 02	1,672	38,730	38,642	6
N55 V 04	1,156	25,151	13,954	6



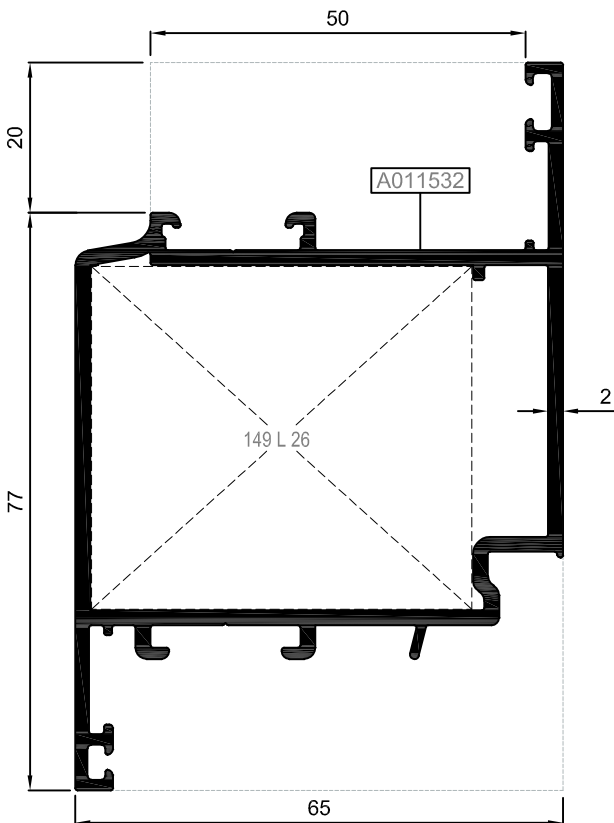
N55 V 01





N55 V 04

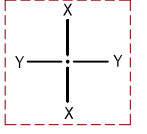


N55 V 02



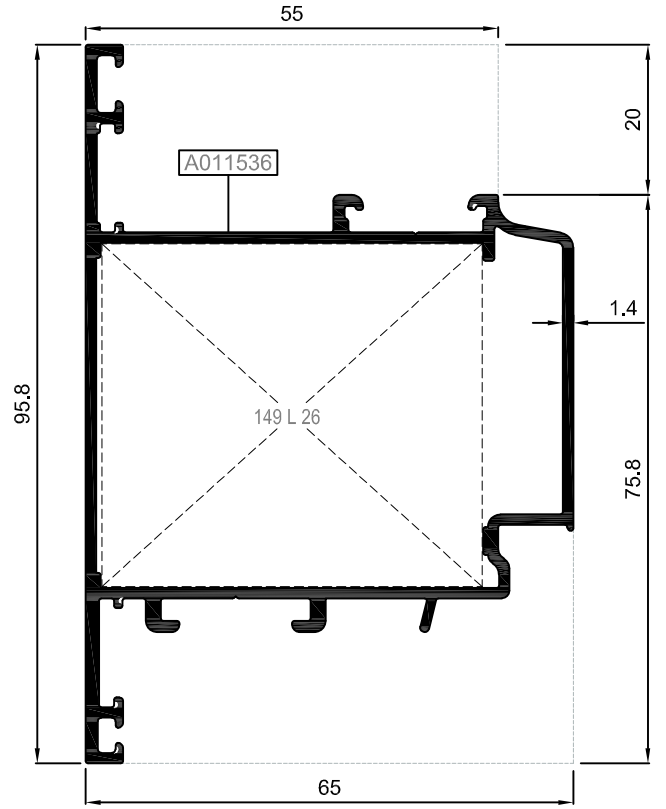
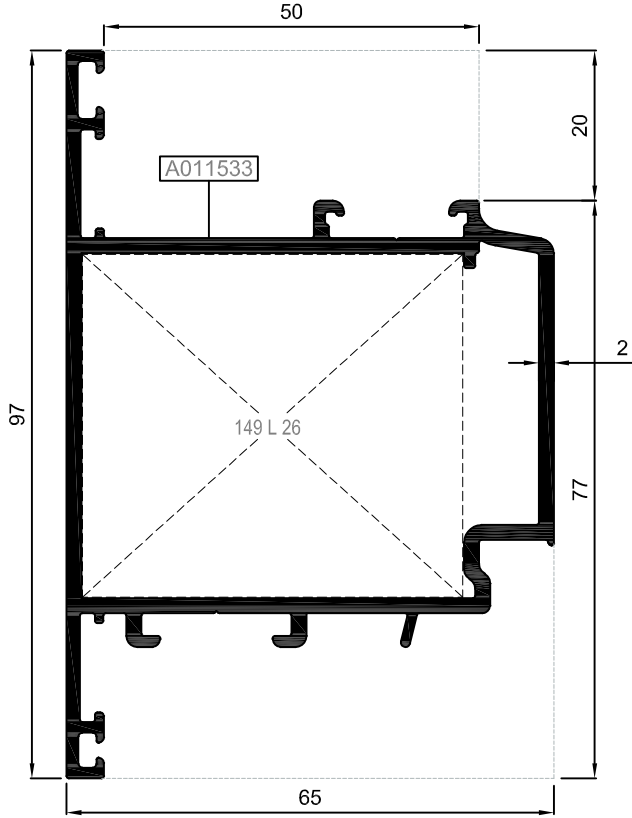
Nr	 L m	KESİM ÖLÇÜSÜ CUTTING SIZE	 AKS. KODU ACS. CODE
N55 V 01	A011531	25 L 16 (A002061)	149 L 16
N55 V 02	A011532	25 L 26 (A010540)	149 L 26
N55 V 04	A011534	25 L 16 (A002061)	149 L 16

KOD/ CODE	AĞIRLIK (kg/m)/ WEIGHT	Jxx cm <sup>4</sup>	Jyy cm <sup>4</sup>	L m
N55 V 03	1,672	36,810	38,637	6
N55 V 05	1,307	30,821	32,036	6
N55 V 06	1,308	28,595	32,044	6

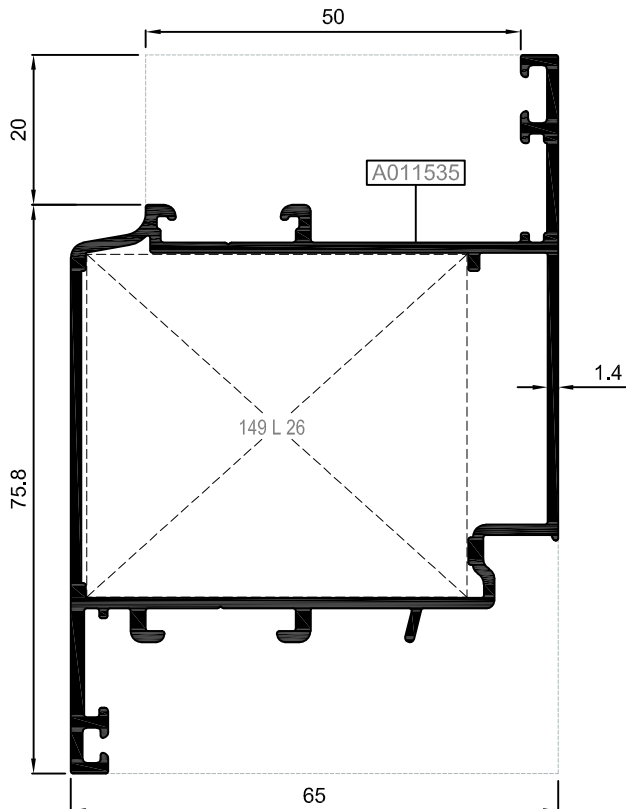




N55 V 03

N55 V 06



N55 V 05

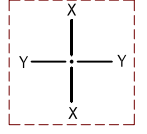


Nr	 L m	KESİM ÖLÇÜSÜ CUTTING SIZE	 AKS. KODU ACS. CODE
N55 V 03	A011533 25 L 26 (A010540)	50,7 mm	149 L 26
N55 V 05	A011535 25 L 26 (A010540)	50,7 mm	149 L 26
N55 V 06	A011536 25 L 26 (A010540)	50,7 mm	149 L 26

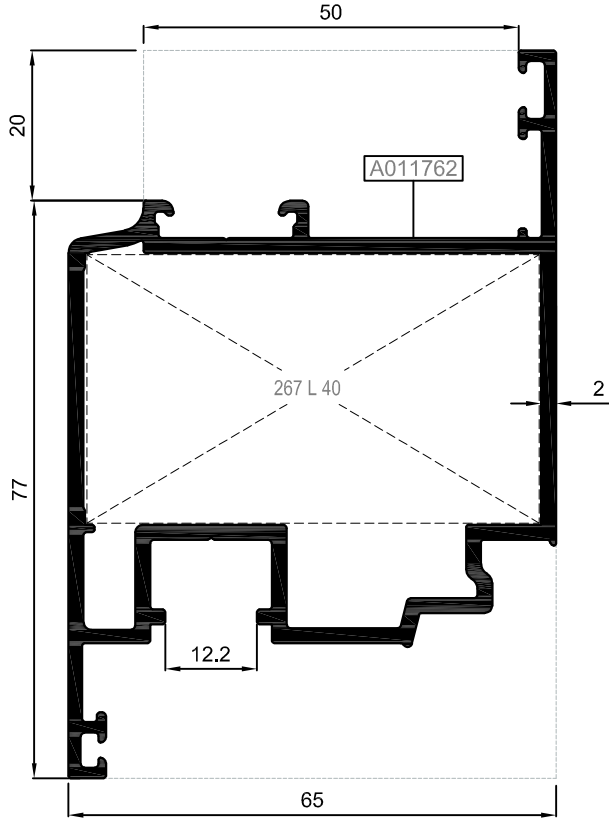
KANAT PROFİLLERİ (PVC AKSESUARA UYGUN - 9 AKS)  
VENT PROFILES (FOR PVC ACCESSORY - 9 AXLE)

RW55+

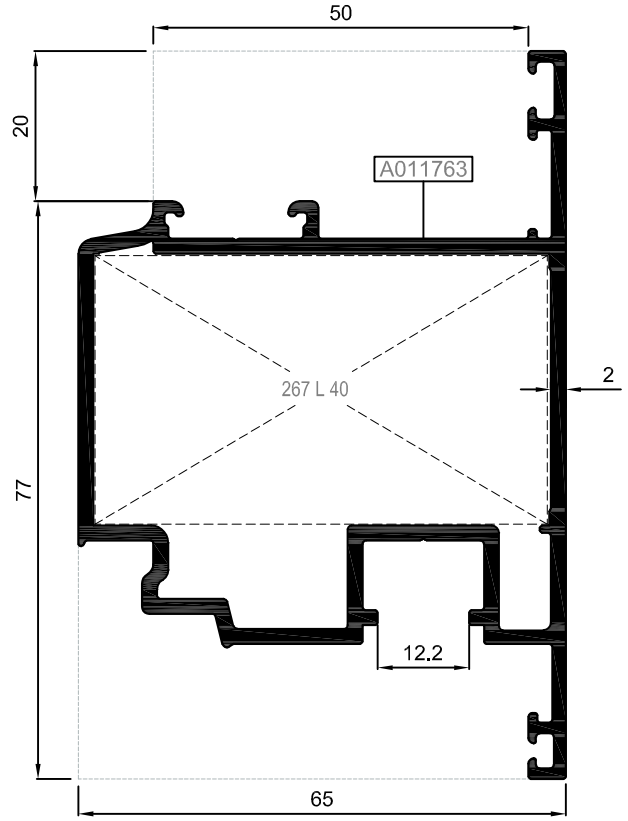
KOD/ CODE	AĞIRLIK (kg/m)/ WEIGHT	Jxx cm <sup>4</sup>	Jyy cm <sup>4</sup>	L m
N55 V 07	1,778	39,635	39,445	6
N55 V 08	1,775	37,195	39,420	6
N55 V 09	1,462	33,530	34,075	6



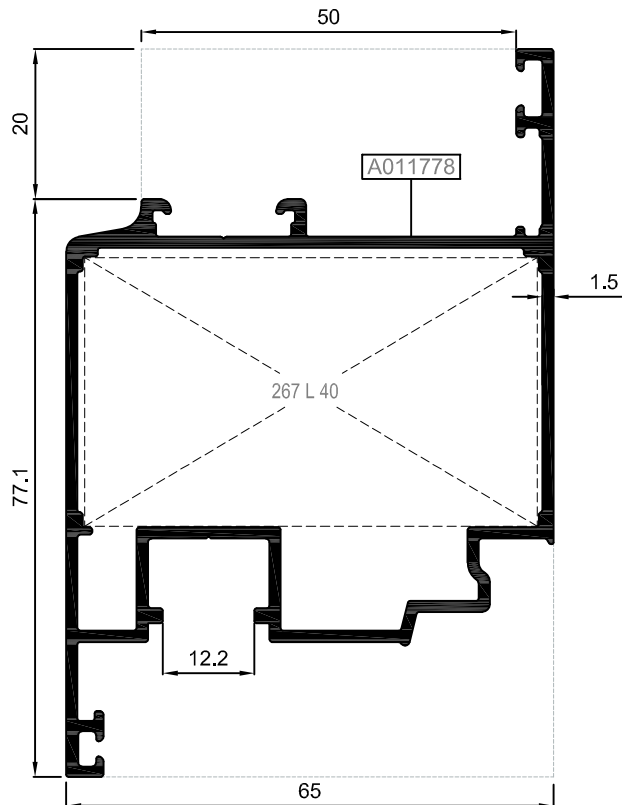
N55 V 07





N55 V 08



N55 V 09

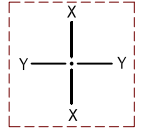


Nr		 L m	KESİM ÖLÇÜSÜ CUTTING SIZE	 AKS. KODU ACS. CODE
N55 V 07	A011762	25 L 40 (A010702)	60,3 mm	267 L 40
N55 V 08	A011763	25 L 40 (A010702)	60,3 mm	267 L 40
N55 V 09	A011778	25 L 40 (A010702)	60,3 mm	267 L 40

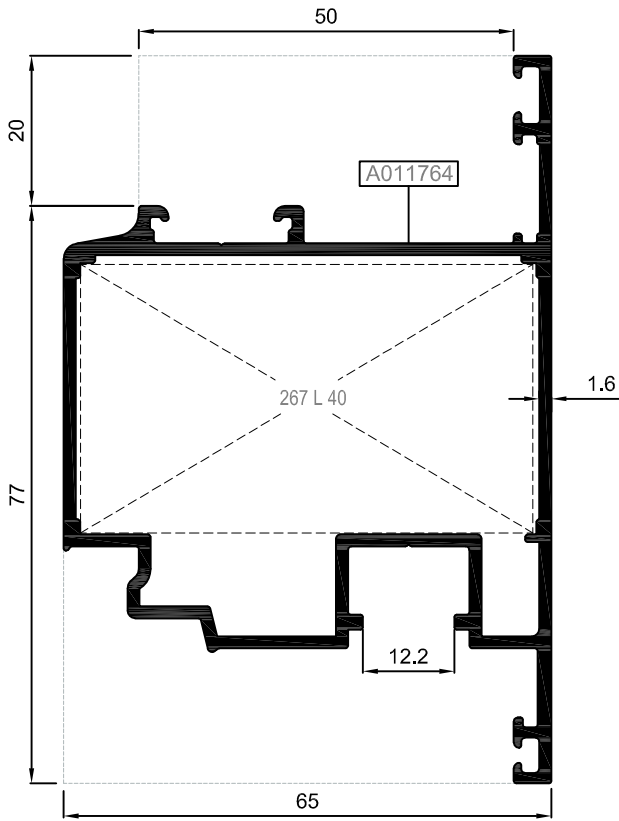
KANAT VE ADAPTÖR PROFİLLERİ (PVC AKSESUAR UYGUN - 9 AKS)  
VENT AND ADAPTER PROFILES (FOR PVC ACCESSORY - 9 AXLE)

**RW55+**

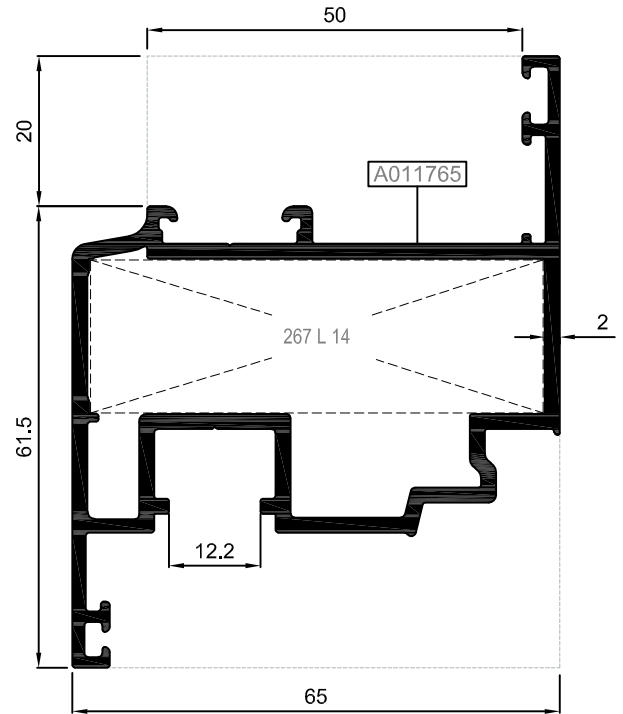
KOD/ CODE	AĞIRLIK (kg/m)/ WEIGHT	Jxx cm <sup>4</sup>	Jyy cm <sup>4</sup>	L m
N55 V 10	1,532	32,980	35,980	6
N55 V 11	1,610	33,465	20,665	6
N55 V 12	1,287	28,125	18,380	6
N55 A 02	1,114	-----	-----	6



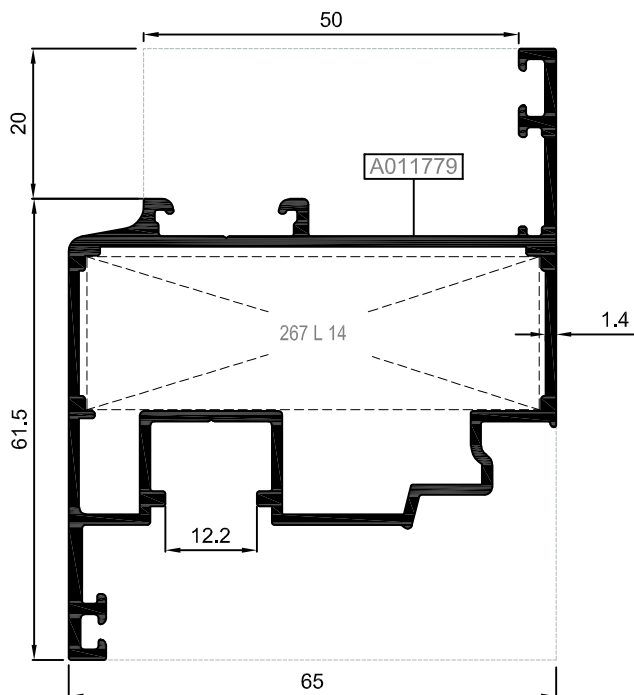
**N55 V 10**



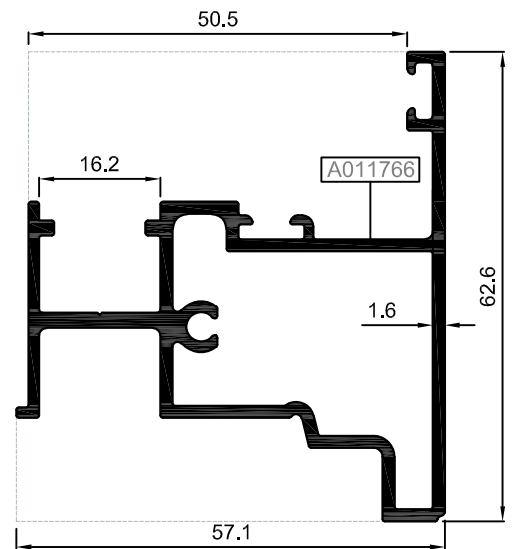
**N55 V 11**





**N55 V 12**



**N55 A 02**

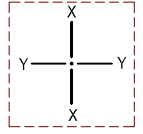


Nr	 L m	KESİM ÖLÇÜSÜ CUTTING SIZE	 AKS. KODU ACS. CODE
N55 V 10	A011764	25 L 40 (A010702)	267 L 40
N55 V 11	A011765	25 L 14 (A002059)	267 L 14
N55 V 12	A011779	25 L 14 (A002059)	267 L 14

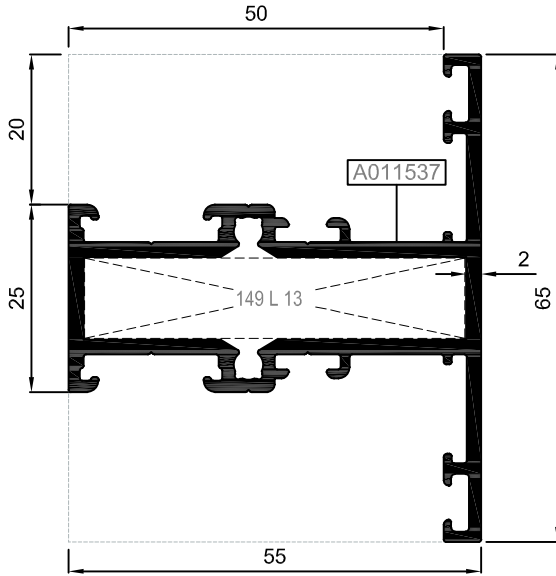
ORTA KAYIT PROFİLLERİ  
MULLION PROFILES

RW55+

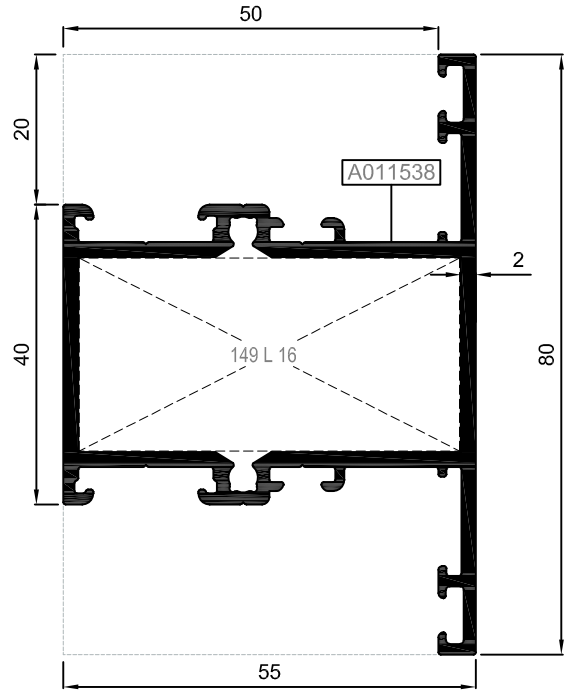
KOD/ CODE	AĞIRLIK (kg/m)/ WEIGHT	Jxx cm4	Jyy cm4	L m
N55 M 01	1,246	17,282	7,815	6
N55 M 02	1,409	21,641	17,869	6
N55 M 03	1,153	17,663	15,459	6



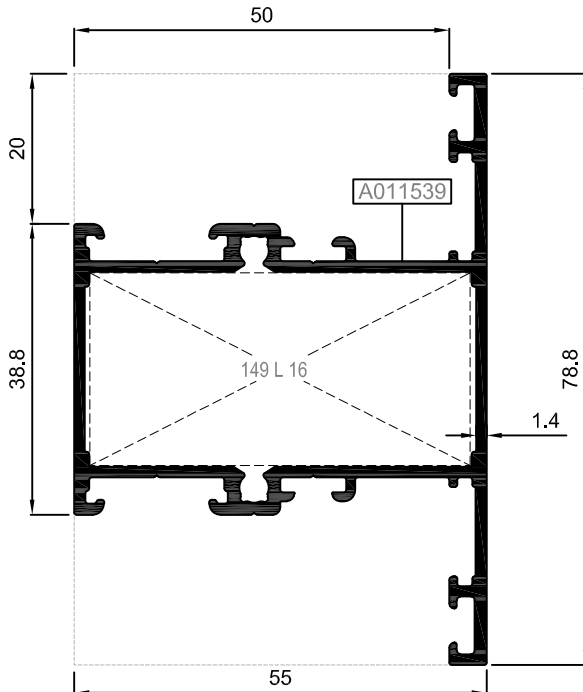
N55 M 01



N55 M 02

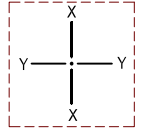


N55 M 03

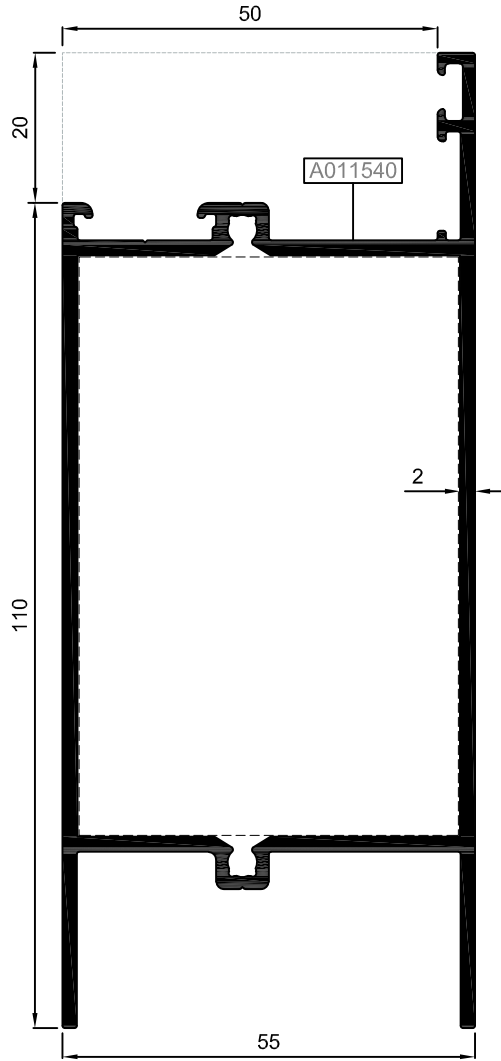


Nr		L m	KESİM ÖLÇÜSÜ CUTTING SIZE	AKS. KODU ACS. CODE
N55 M 01	A011537	25 L 13 (A002058)	50,7 mm	149 L 13
N55 M 02	A011538	25 L 16 (A002061)	50,7 mm	149 L 16
N55 M 03	A011539	25 L 16 (A002061)	50,7 mm	149 L 16
Nr		L m	KESİM ÖLÇÜSÜ CUTTING SIZE	AKS. KODU ACS. CODE
N55 M 01	A011537	25 J 33	10,7 mm	103 J 33
N55 M 02	A011538	25 J 33	25,7 mm	281 J 33
N55 M 03	A011539	25 J 33	25,7 mm	281 J 33

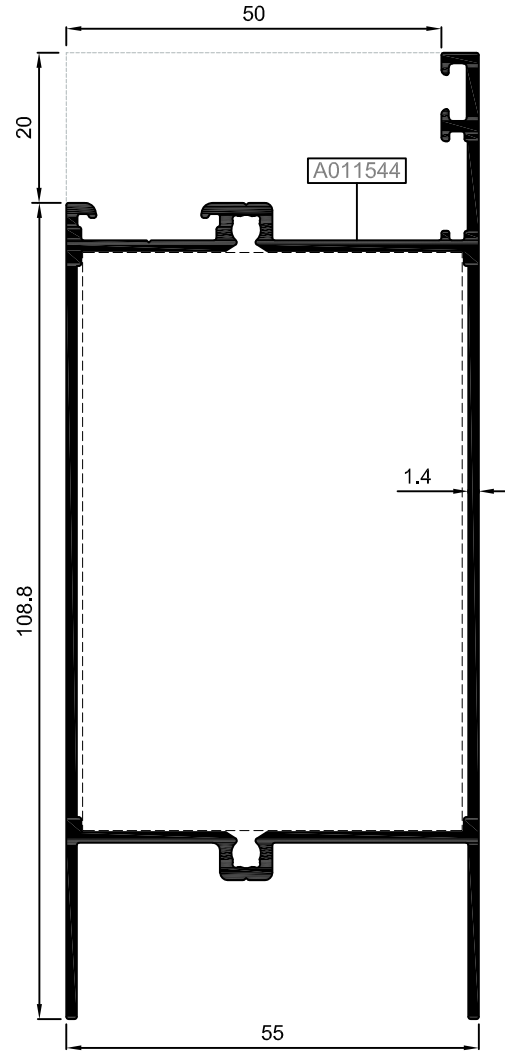
KOD/ CODE	AĞIRLIK (kg/m)/ WEIGHT	Jxx cm4	Jyy cm4	L m
N55 K 01	1,961	38,390	102,172	6
N55 K 02	1,487	29,251	80,934	6
55 K 02	0,795	-----	-----	6
T64 A 19	0,381	-----	-----	6



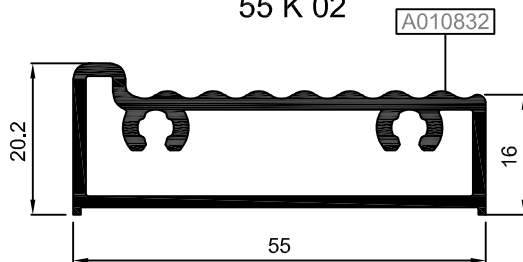
N55 K 01



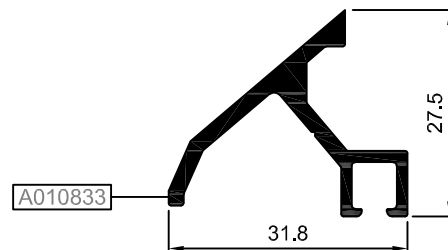
N55 K 02



55 K 02



T64 A 19

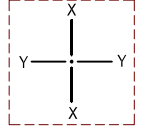


Nr		L m	KESİM ÖLÇÜSÜ CUTTING SIZE	AKS.KODU ACS. CODE
N55 K 01	11540	25 J 33	77,2 mm	309 J 33
N55 K 02	11544	25 J 33	77,2 mm	309 J 33

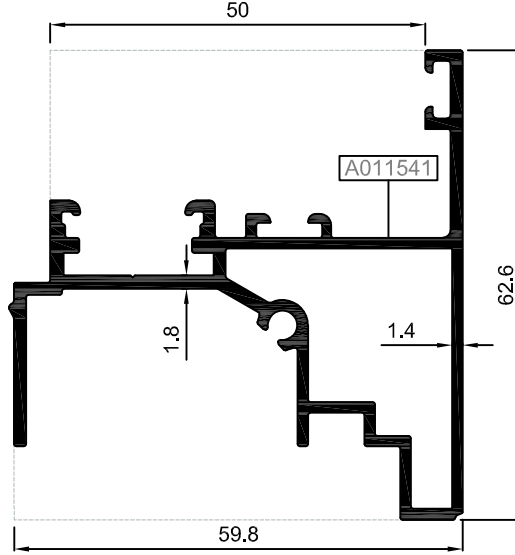
# ADAPTÖR VE TİJ PROFİLLERİ ADAPTER AND SLIDING ROD PROFILES

# RW55+

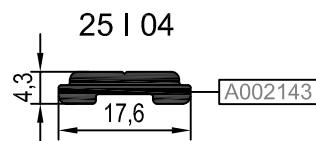
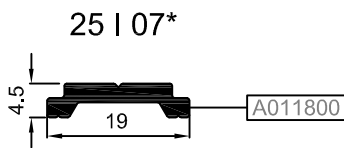
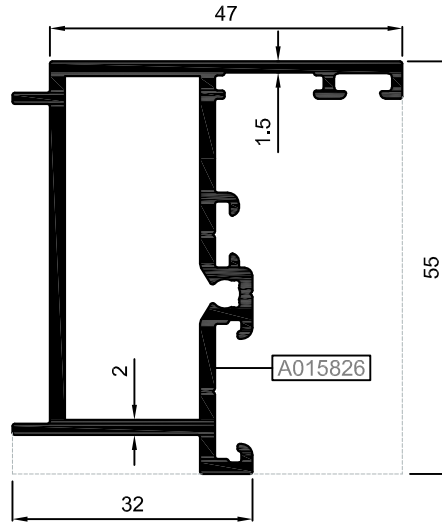
KOD/ CODE	AĞIRLIK (kg/m)/ WEIGHT	Jxx cm4	Jyy cm4	L m
N55 A 01	1,062	16,440	7,856	6
N55 A 03	1,056	13,822	6,256	6
25 I 07	0,143	-----	-----	6
25 I 04	0,153	-----	-----	6



### N55 A 01



### N55 A 03

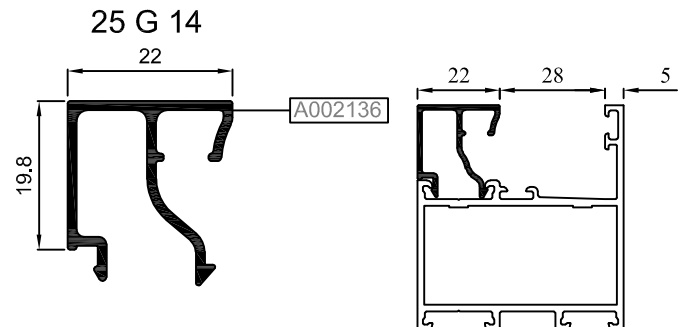
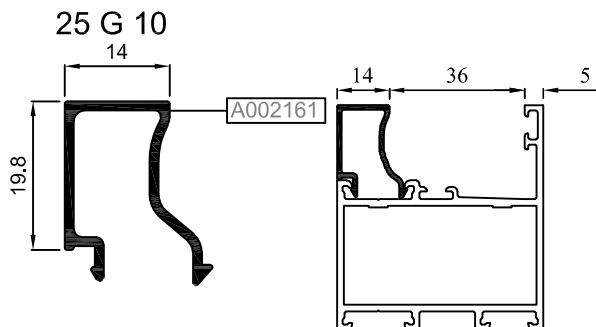
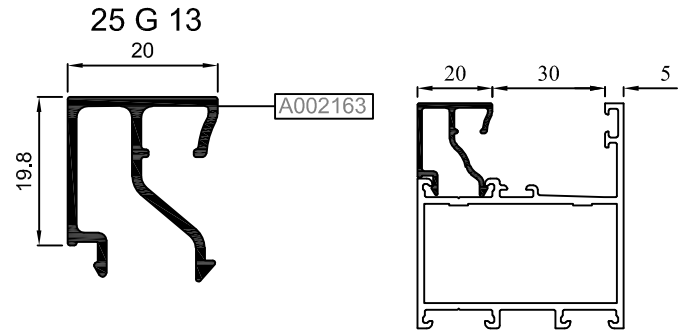
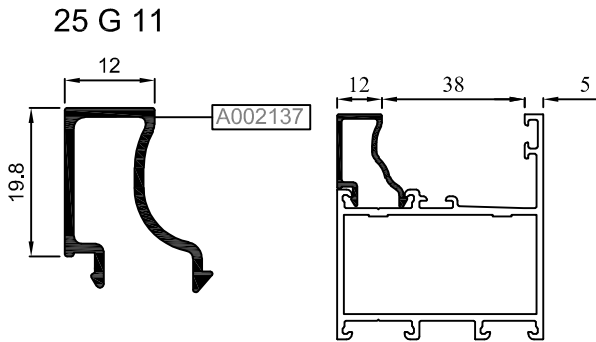
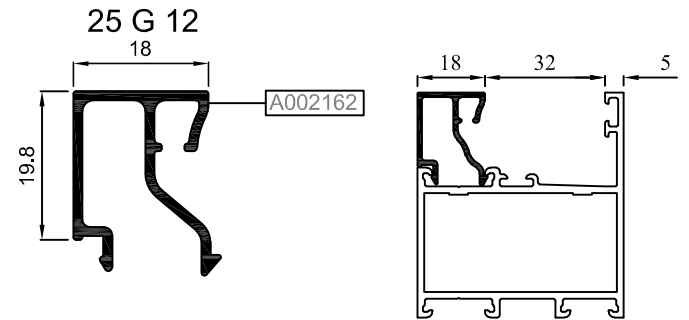
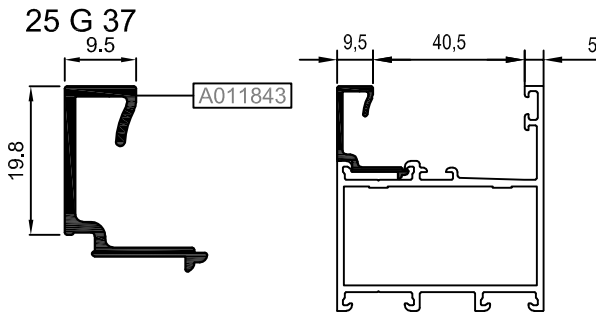
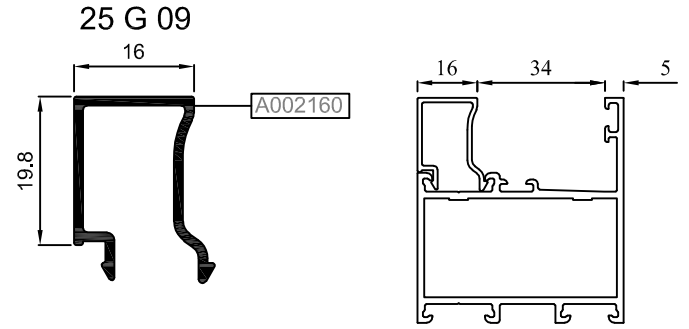
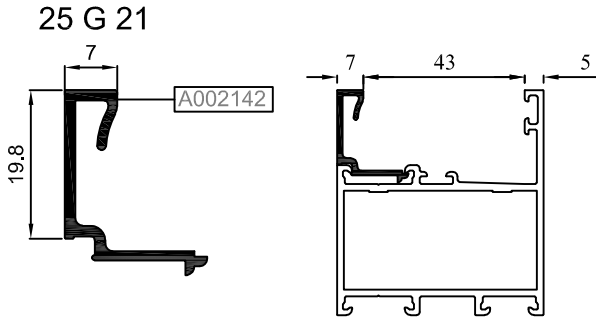
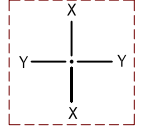


\*\*\*Giesse kol ve kilitleme aksesuarları sadece 25 I 07 tij profili ile kullanılmalıdır.  
Giesse handle and locking accessories should be used with only 25 I 07 rod profile

CAM ÇITA PROFİLLERİ  
GLAZING BEAD PROFILES

RW55+

KOD/ CODE	AĞIRLIK (kg/m)/ WEIGHT	L m	KOD/ CODE	AĞIRLIK (kg/m)/ WEIGHT	L m
25 G 21	0,196	6	25 G 09	0,229	6
25 G 37	0,206	6	25 G 12	0,270	6
25 G 11	0,224	6	25 G 13	0,278	6
25 G 10	0,225	6	25 G 14	0,280	6

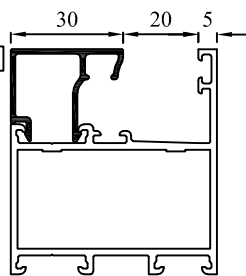
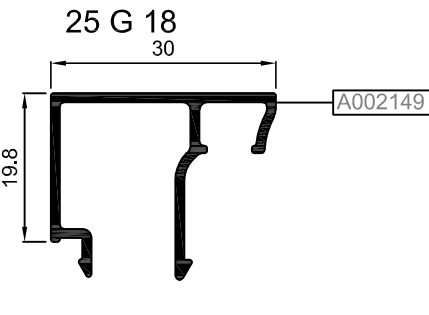
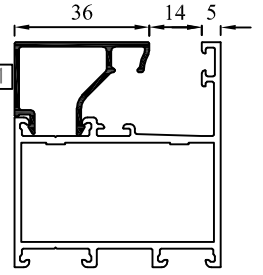
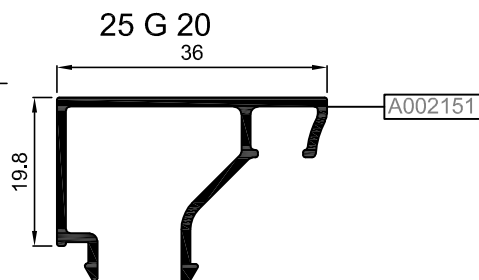
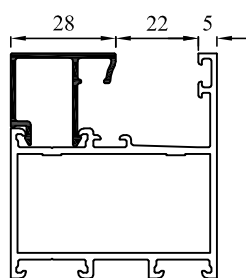
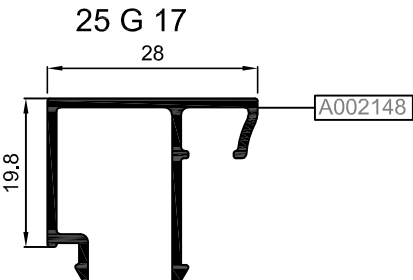
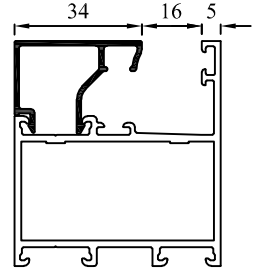
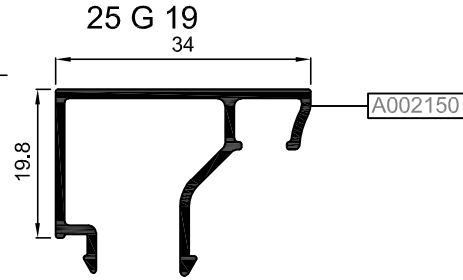
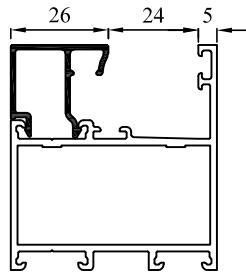
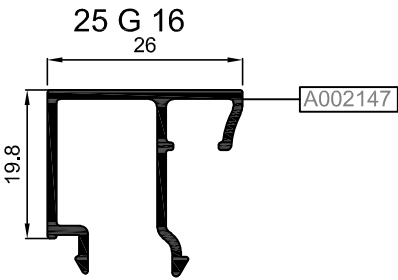
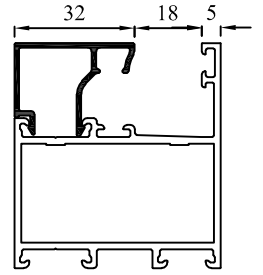
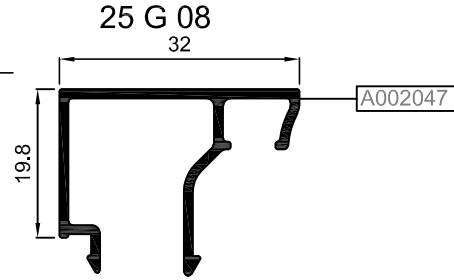
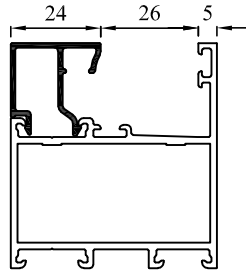
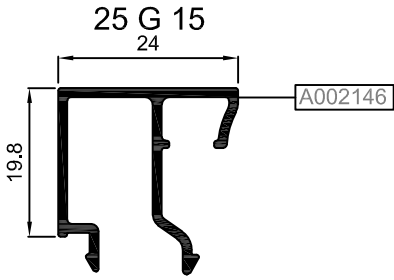
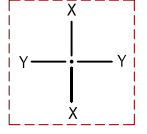


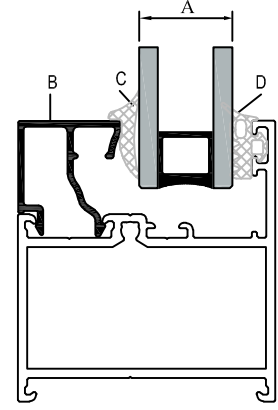


CAM ÇITA PROFİLLERİ  
GLAZING BEAD PROFILES

RW55+

KOD/ CODE	AĞIRLIK (kg/m)/ WEIGHT	L m	KOD/ CODE	AĞIRLIK (kg/m)/ WEIGHT	L m
25 G 15	0,282	6	25 G 08	0,309	6
25 G 16	0,287	6	25 G 19	0,317	6
25 G 17	0,292	6	25 G 20	0,327	6
25 G 18	0,300	6			





B, CAM ÇİTASI GLAZING BEAD	C, İÇ CAM FİTİLİ GLASS GASKET (IN)	A, CAM KALINLIĞI GLASS THICKNESS	D, DIŞ CAM FİTİLİ GLASS GASKET (OUT)
25 G 20	01.17.05	5 mm	01.11.15
25 G 20	01.17.04	6 mm	01.11.15
25 G 20	01.17.03	7 mm	01.11.15
25 G 19	01.17.04	8 mm	01.11.15
25 G 19	01.17.03	9 mm	01.11.15
25 G 08	01.17.04	10 mm	01.11.15
25 G 08	01.17.03	11 mm	01.11.15
25 G 18	01.17.04	12 mm	01.11.15
25 G 18	01.17.03	13 mm	01.11.15
25 G 17	01.17.04	14 mm	01.11.15
25 G 17	01.17.03	15 mm	01.11.15
25 G 16	01.17.04	16 mm	01.11.15
25 G 16	01.17.03	17 mm	01.11.15
25 G 15	01.17.04	18 mm	01.11.15
25 G 15	01.17.03	19 mm	01.11.15
25 G 14	01.17.04	20 mm	01.11.15
25 G 14	01.17.03	21 mm	01.11.15
25 G 13	01.17.04	22 mm	01.11.15
25 G 13	01.17.03	23 mm	01.11.15
25 G 12	01.17.04	24 mm	01.11.15
25 G 12	01.17.03	25 mm	01.11.15
25 G 09	01.17.04	26 mm	01.11.15
25 G 09	01.17.03	27 mm	01.11.15
25 G 10	01.17.04	28 mm	01.11.15
25 G 10	01.17.03	29 mm	01.11.15
25 G 11	01.17.04	30 mm	01.11.15
25 G 11	01.17.03	31 mm	01.11.15
25 G 37	01.17.05	32 mm	01.11.15
25 G 37	01.17.04	33 mm	01.11.15
25 G 21	01.17.05	34 mm	01.11.15
25 G 21	01.17.04	35 mm	01.11.15
25 G 21	01.17.03	36 mm	01.11.15

# KÖŞE TAKOZLARI VE ORTA KAYIT BAĞLANTI PROFİLLERİ CORNER CLEATS AND MULLION CONNECTION PROFILES

# RW55+

PROFİL KODU (PROFILE CODE)	25 L 13	25 L 16	25 L 26	25 L 40
FABRİKA KODU(FACTORY CODE)	A002058	A002061	A010540	A010702
AĞIRLIK (WEIGHT)	3,561 kg/m	3,554 kg/m	4,870 kg/m	4,304 kg/m
ÇİZİM (DRAWING)				

PROFİL KODU (PROFILE CODE)	25 J 33	25 J 34	25 J 35	
FABRİKA KODU(FACTORY CODE)	A011542	A011543	A011493	
AĞIRLIK (WEIGHT)	1,172 kg/m	0,388 kg/m	0,530 kg/m	
ÇİZİM (DRAWING)				

## KÖŞE TAKOZLARI (CORNER CLEAT)

Nr		L m	KESİM ÖLÇÜSÜ CUTTING SIZE	AKS. KODU ACS. CODE
N55 F 01	A011528	25 L 13 (A002058)	50,7 mm	149 L 13
N55 F 03	A011530	25 L 16 (A002061)	50,7 mm	149 L 16
N55 V 01	A011531	25 L 16 (A002061)	50,7 mm	149 L 16
N55 V 02	A011532	25 L 26 (A010540)	50,7 mm	149 L 26
N55 V 03	A011533	25 L 26 (A010540)	50,7 mm	149 L 26
N55 V 04	A011534	25 L 16 (A002061)	50,7 mm	149 L 16
N55 V 05	A011535	25 L 26 (A010540)	50,7 mm	149 L 26
N55 V 06	A011536	25 L 26 (A010540)	50,7 mm	149 L 26
N55 V 07	A011762	25 L 40 (A010702)	60,3 mm	267 L 40
N55 V 08	A011763	25 L 40 (A010702)	60,3 mm	267 L 40
N55 V 09	A011778	25 L 40 (A010702)	60,3 mm	267 L 40
N55 V 10	A011764	25 L 40 (A010702)	60,3 mm	267 L 40
N55 V 11	A011765	25 L 16 (A002059)	60,3 mm	267 L 14
N55 V 12	A011779	25 L 16 (A002059)	60,3 mm	267 L 14
N55 M 01	A011537	25 L 13 (A002058)	50,7 mm	149 L 13
N55 M 02	A011538	25 L 16 (A002061)	50,7 mm	149 L 16
N55 M 03	A011539	25 L 16 (A002061)	50,7 mm	149 L 16

## ORTA KAYIT BAĞLANTI (MULLION CONNECTION PIECE)

Nr		L m	KESİM ÖLÇÜSÜ CUTTING SIZE	AKS. KODU ACS. CODE
N55 M 01	A011537	25 J 33	10,7 mm	103 J 33
N55 M 02	A011538	25 J 33	25,7 mm	281 J 33
N55 M 03	A011539	25 J 33	25,7 mm	281 J 33
N55 K 01	A011540	25 J 33	77,2 mm	309 J 33
N55 K 02	A011544	25 J 33	77,2 mm	309 J 33

## STOKTA BULUNAN SİSTEM PROFİLLERİNİN LİSTESİ (LIST OF SYSTEM PROFILES IN STOCK)

Nr	MIN. SİPARİŞ MİKTARI MIN. ORDER QUANTITY	
N55 F 03	A011530	75 kg
N55 M 03	A011539	75 kg
N55 K 02	A011544	75 kg

\* STOKTA BULUNMAYAN TÜM PROFİLLER İÇİN MİNİMUM SİPARİŞ MİKTARI 300 KG'DIR.

MINIMUM ORDER QUANTITY FOR ALL THE PROFILES THAT ARE NOT IN STOCK IS 300 KG.

# MİMARİ KATALOG

## ARCHITECTURAL CATALOGUE

Alüminyum Kapı Pencere ve Giydirme Cephe Sistemleri  
Aluminium Window Doors and Facade Systems



Rescara Sistem Detayları  
Rescara System Details

# RW55+

DETAYLAR

DETAILS

01

02

03

04

05

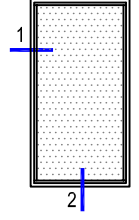
06

07

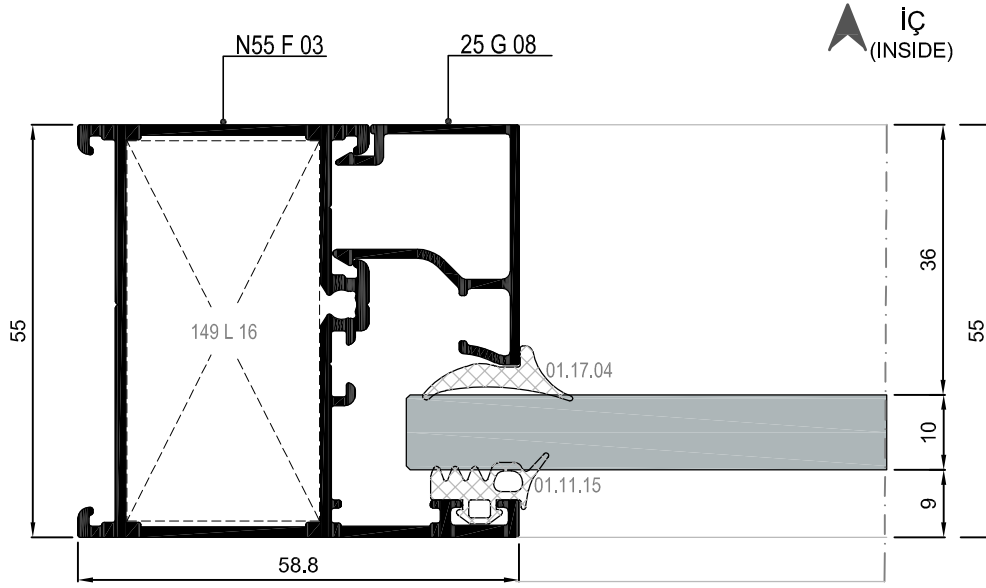
08

09

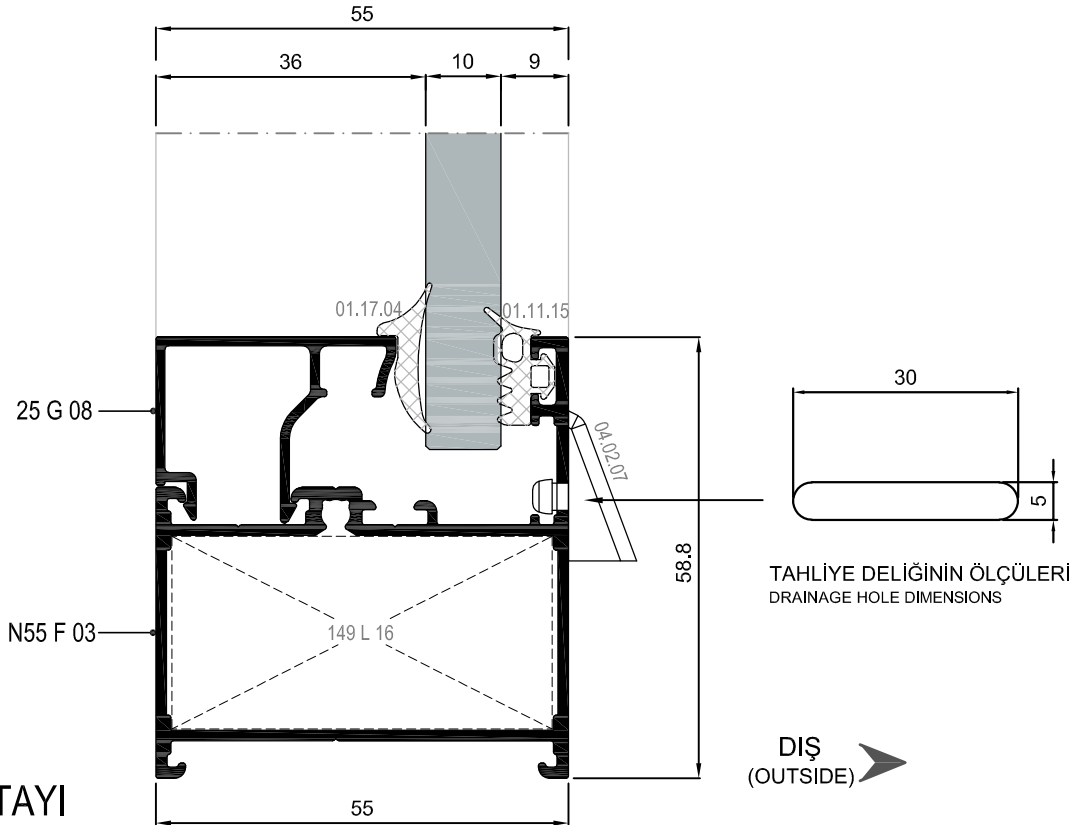
10

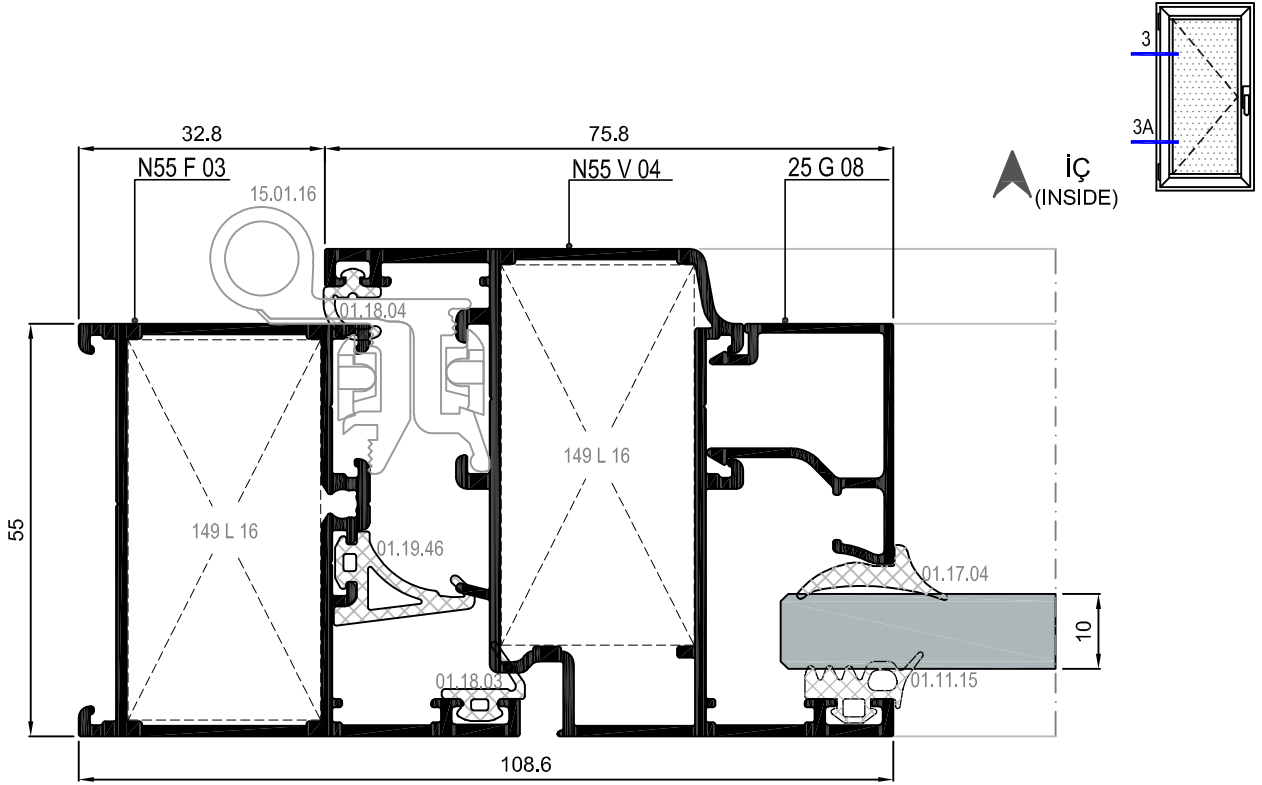


① DETAYI  
DETAIL

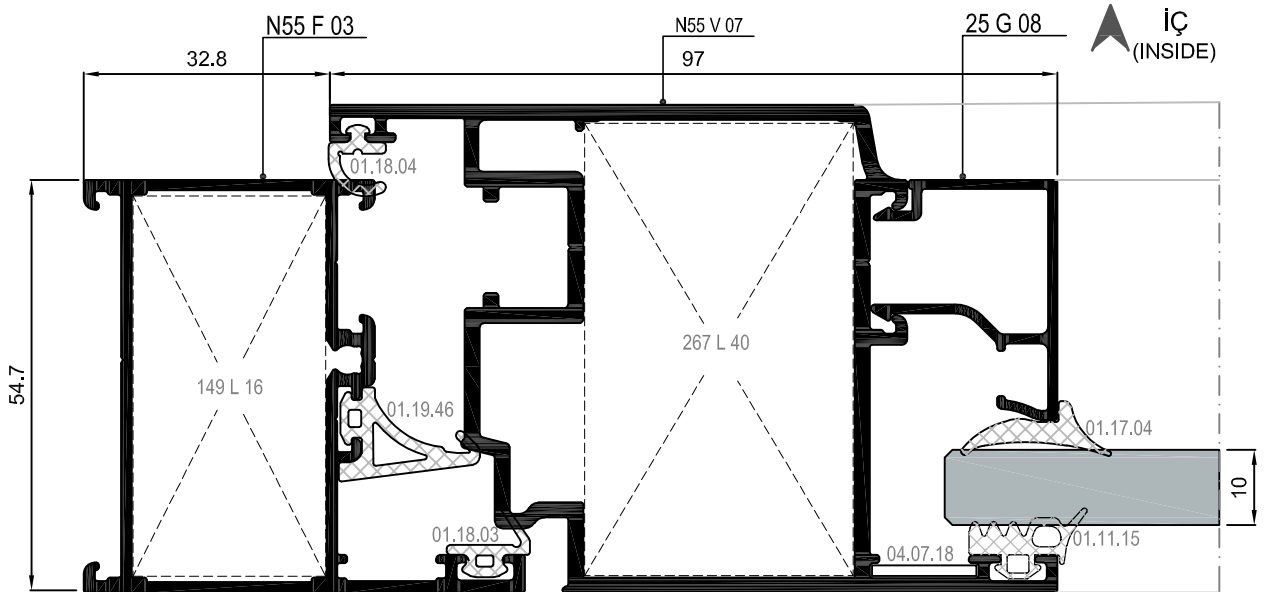


② DETAYI  
DETAIL



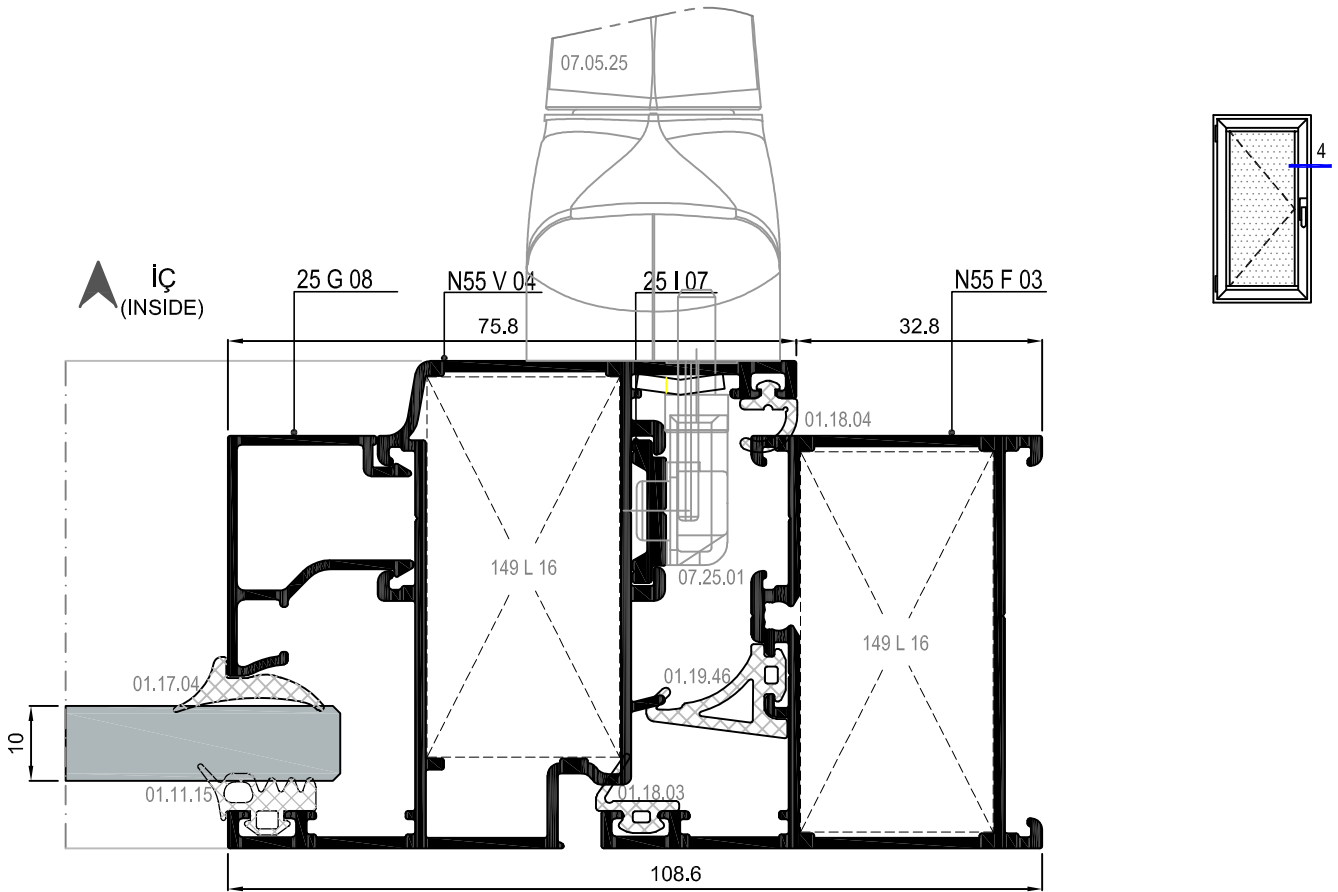


③ DETAYI  
DETAIL

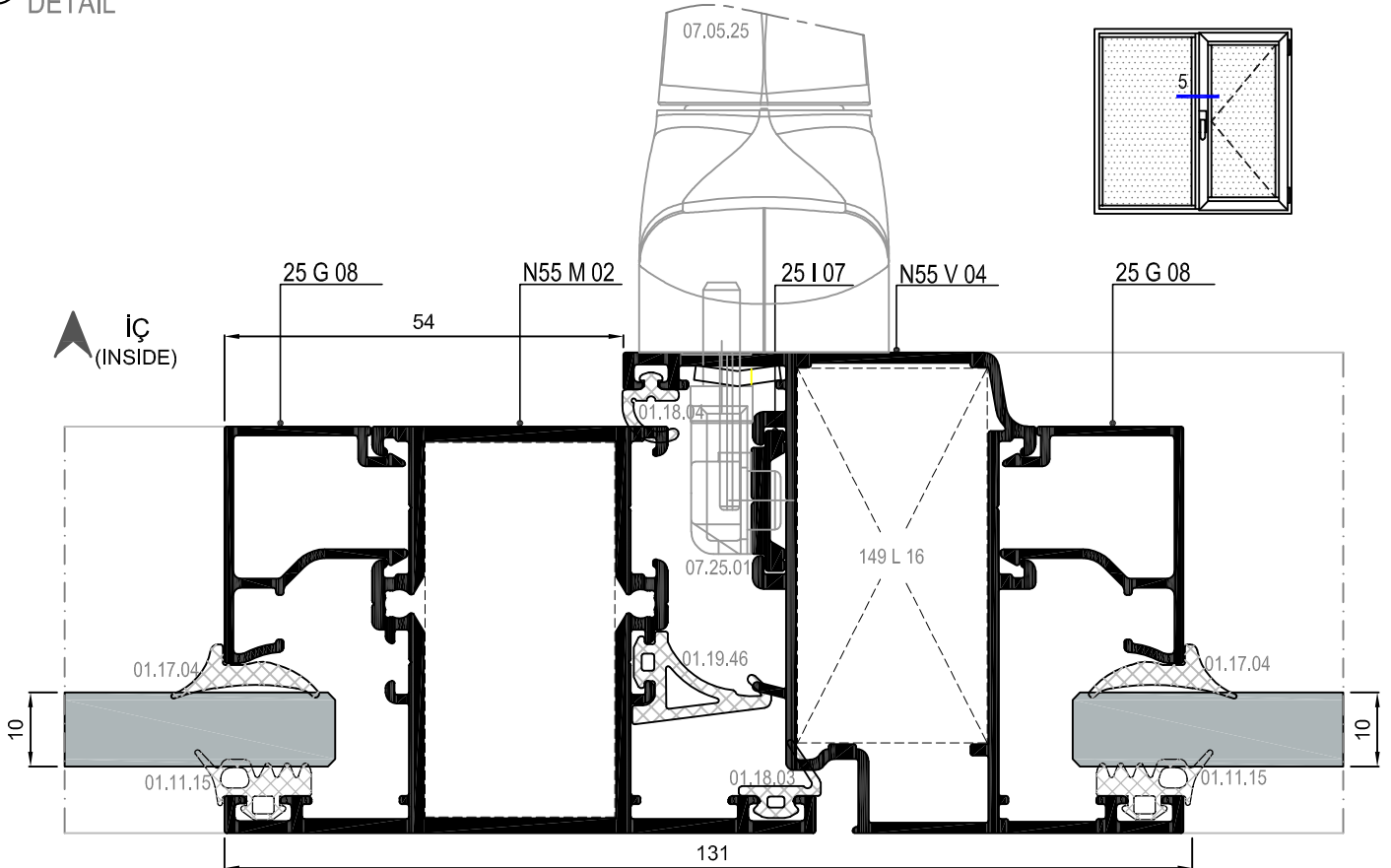


③A DETAYI  
DETAIL

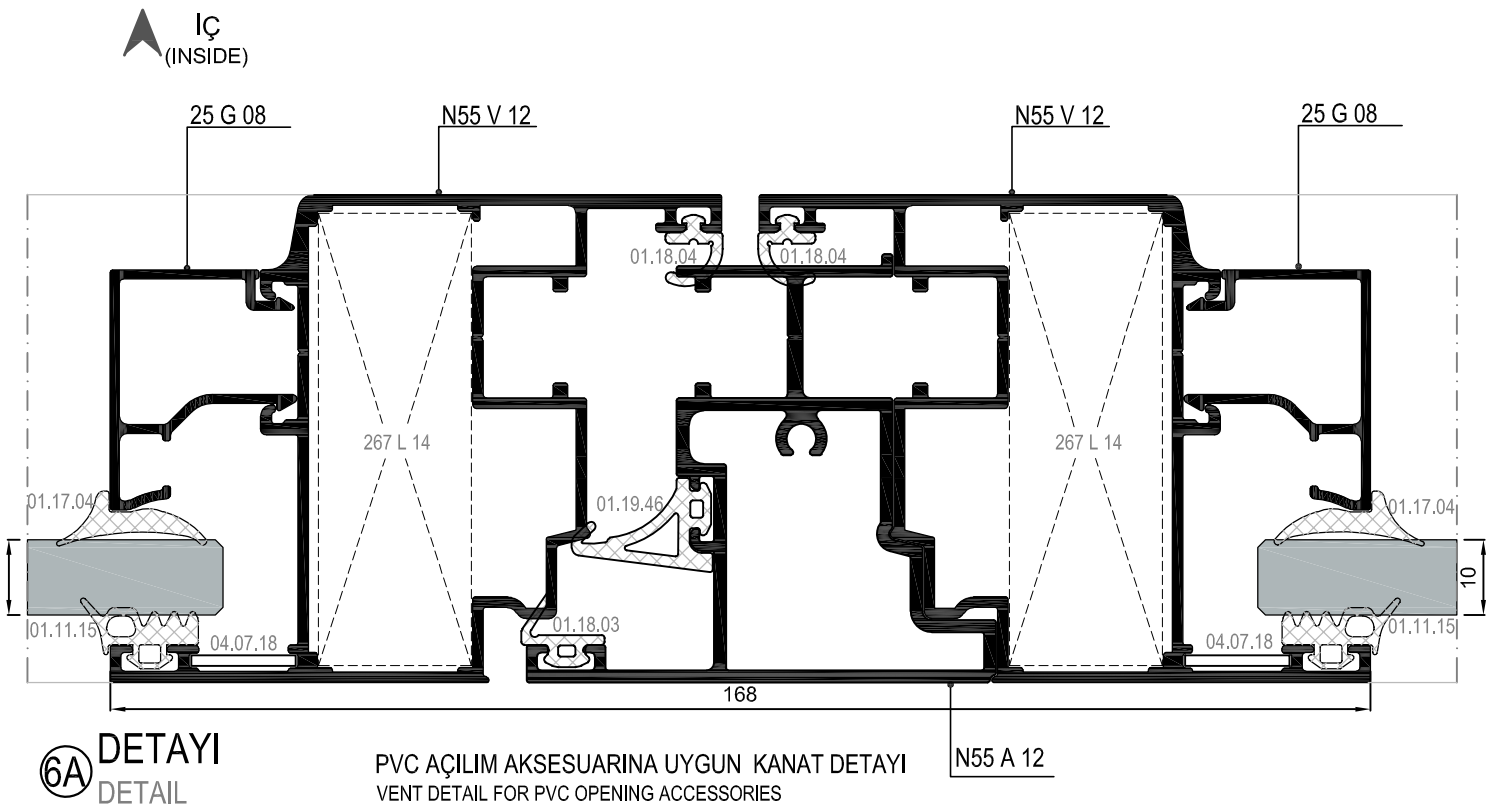
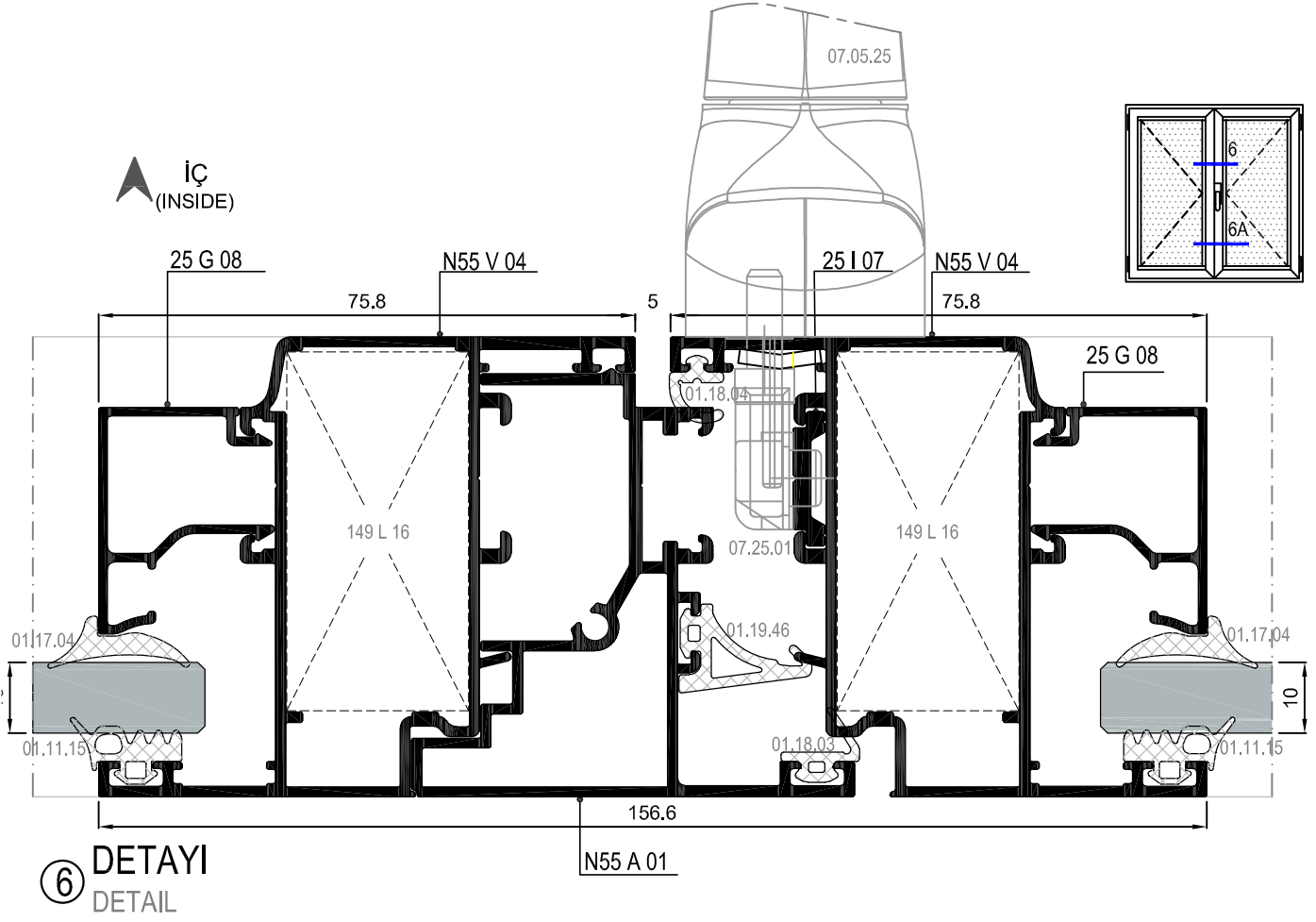
PVC AÇILIM AKSESUARINA UYGUN KANAT DETAYI  
VENT DETAIL FOR PVC OPENING ACCESSORIES



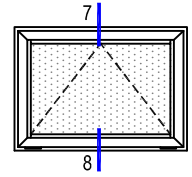
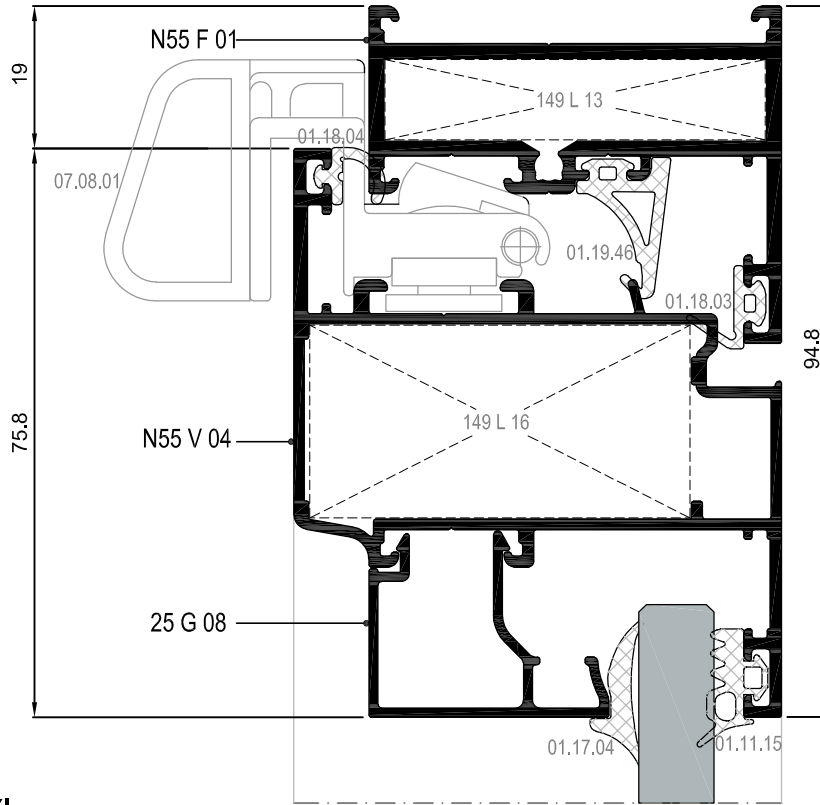
④ DETAYI  
DETAIL



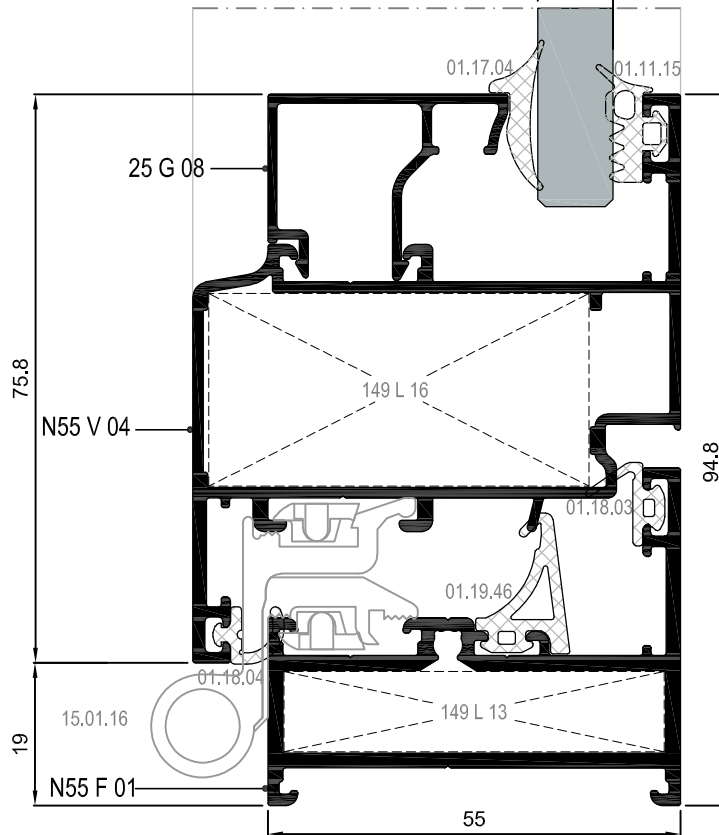
⑤ DETAYI  
DETAIL







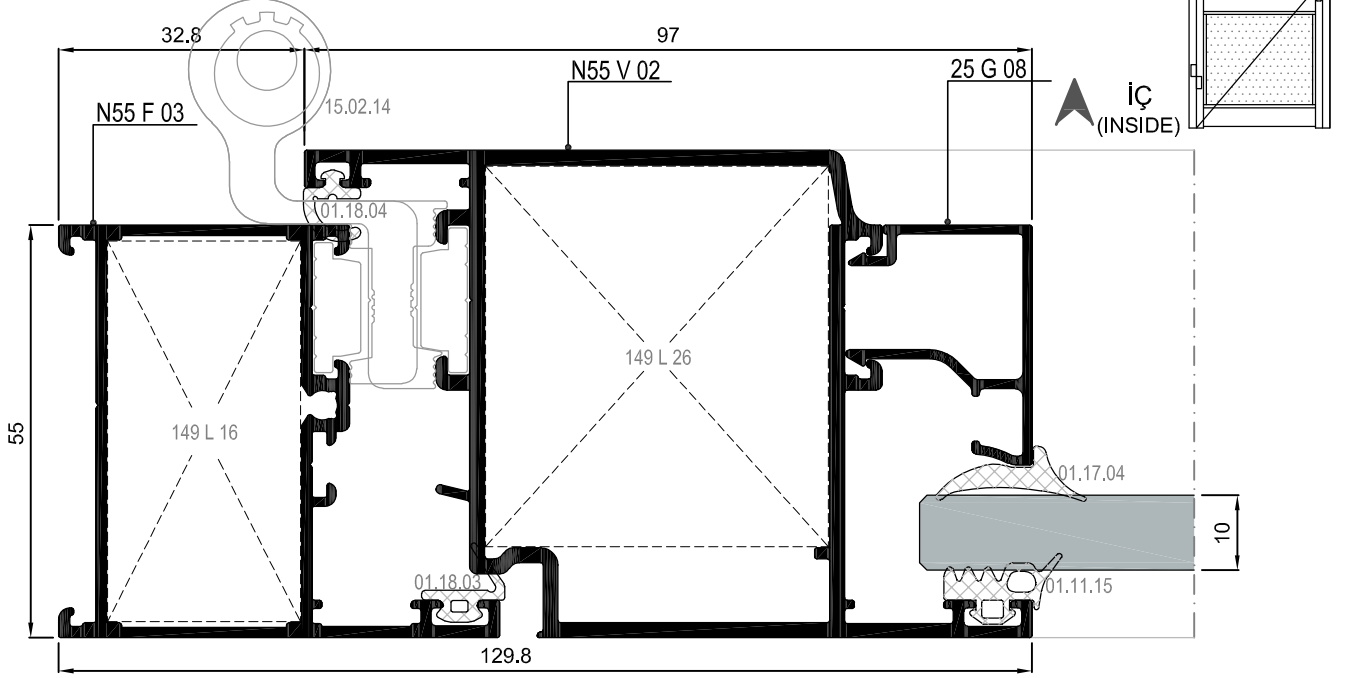
⑦ DETAYI  
DETAIL



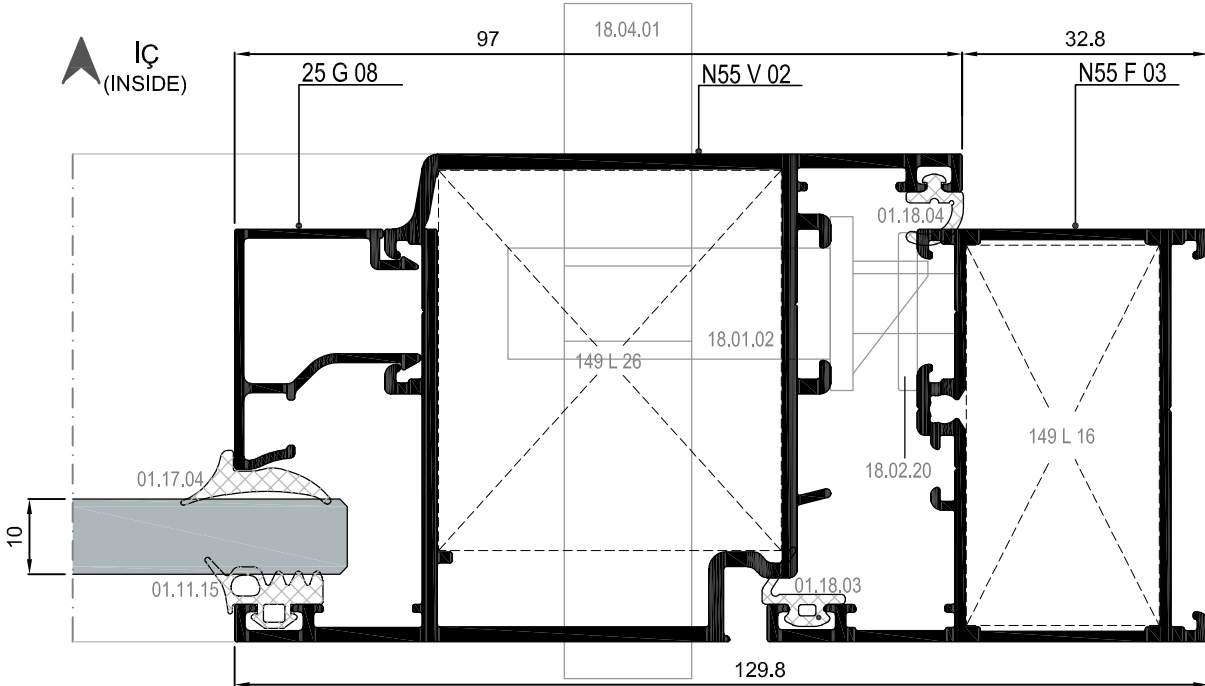
DIŞ  
(OUTSIDE) ➔

⑧ DETAYI  
DETAIL

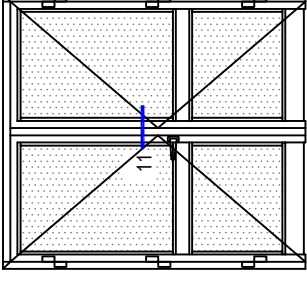
İÇE AÇILIM BİNİLİ KAPI DETAYLARI  
INWARD OPENING DOOR DETAILS



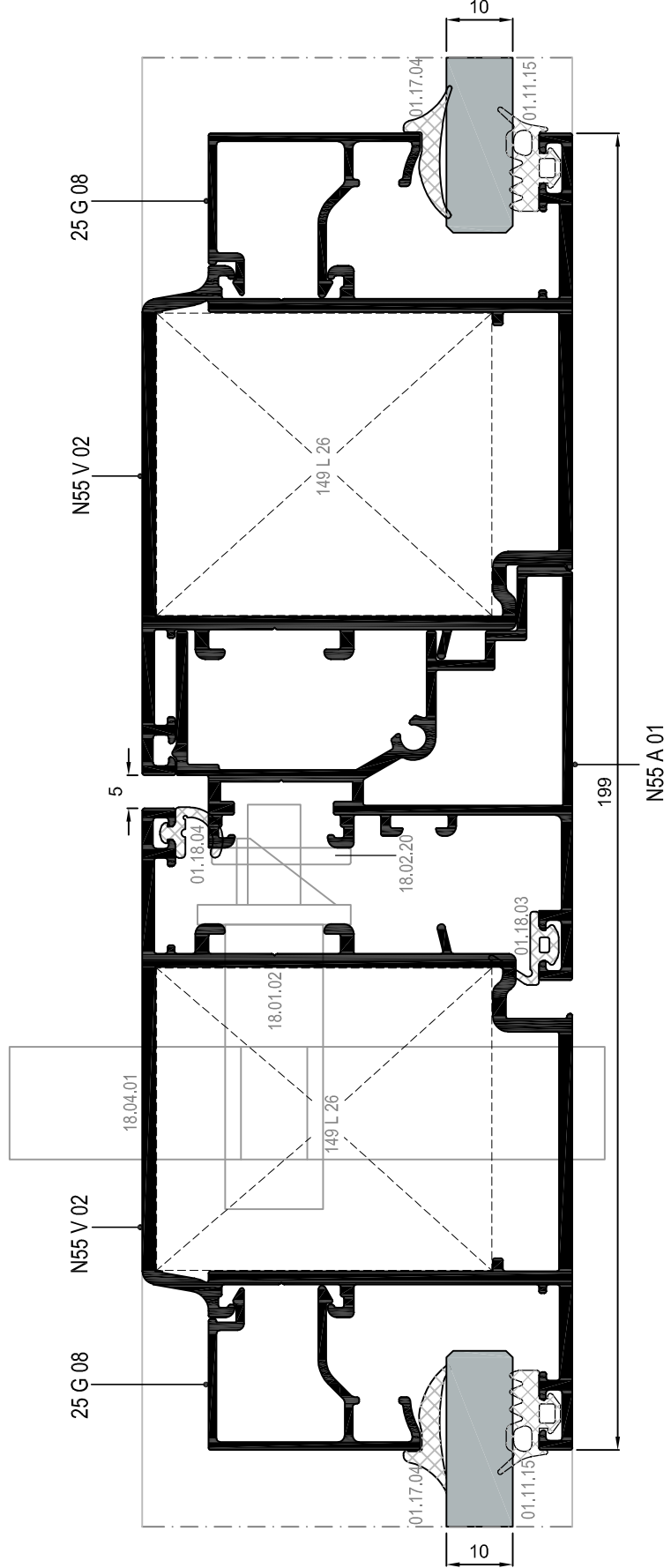
9 DETAYI  
DETAIL



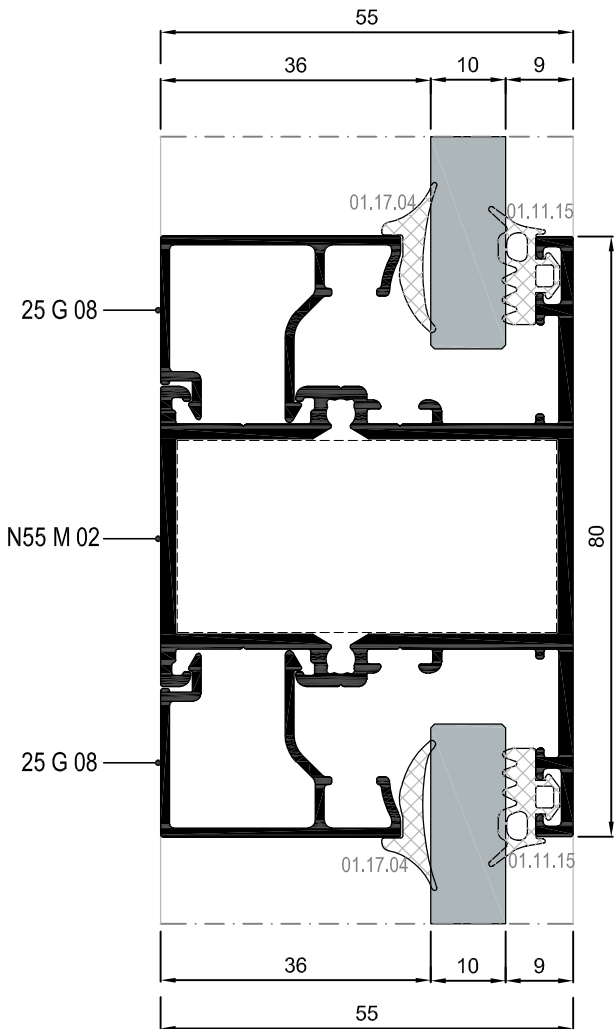
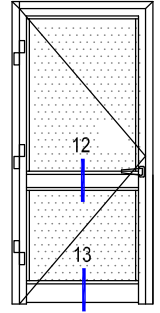
10 DETAYI  
DETAIL



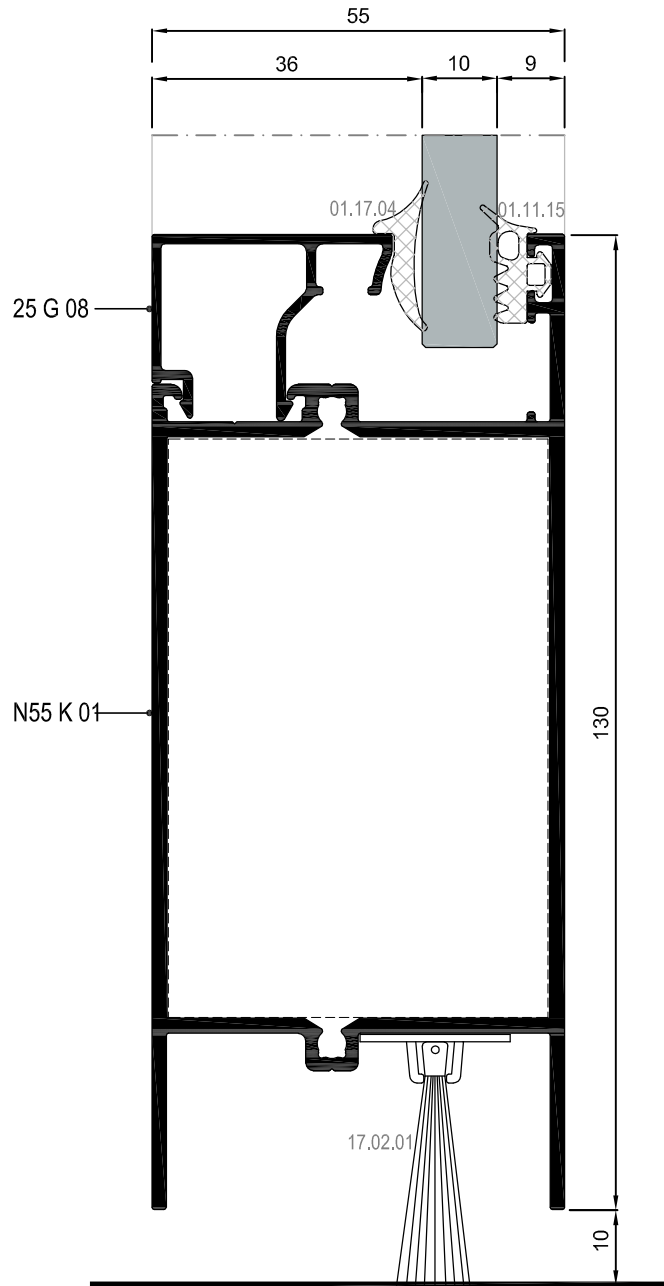
İÇE AÇILIM BİNLİ KAPI DETAYLARI  
INWARD OPENING DOOR DETAILS



DIŞ  
(OUTSIDE) ▼



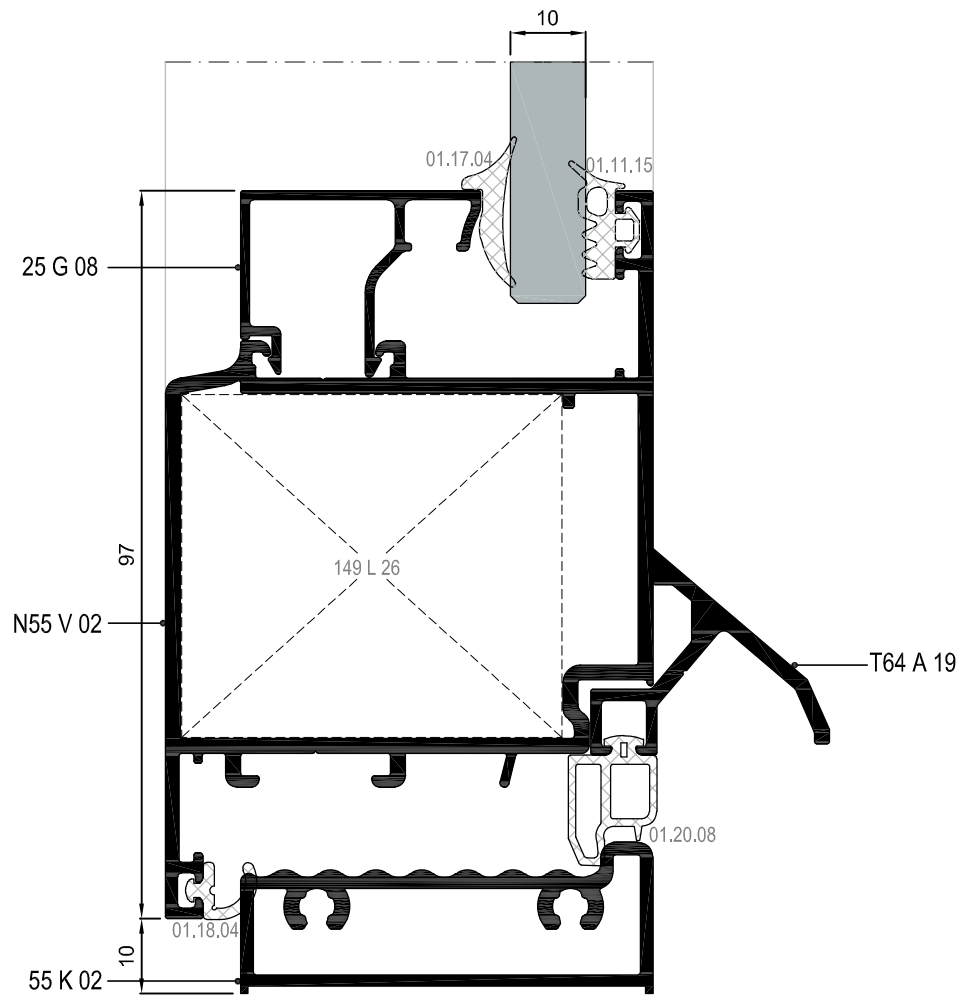
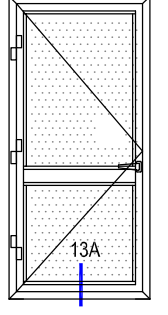
12 DETAYI  
DETAIL



13 DETAYI  
DETAIL

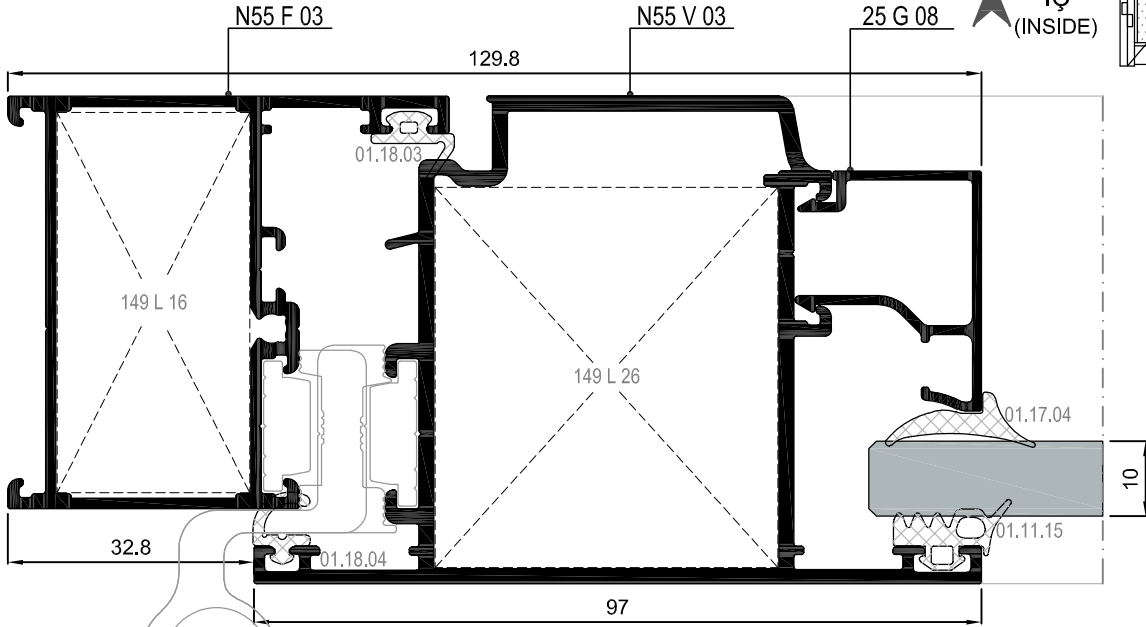
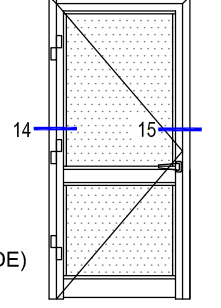
DIŞ  
(OUTSIDE) ➔

İÇE AÇILIM BİNİLİ KAPI DETAYLARI  
INWARD OPENING DOOR DETAILS

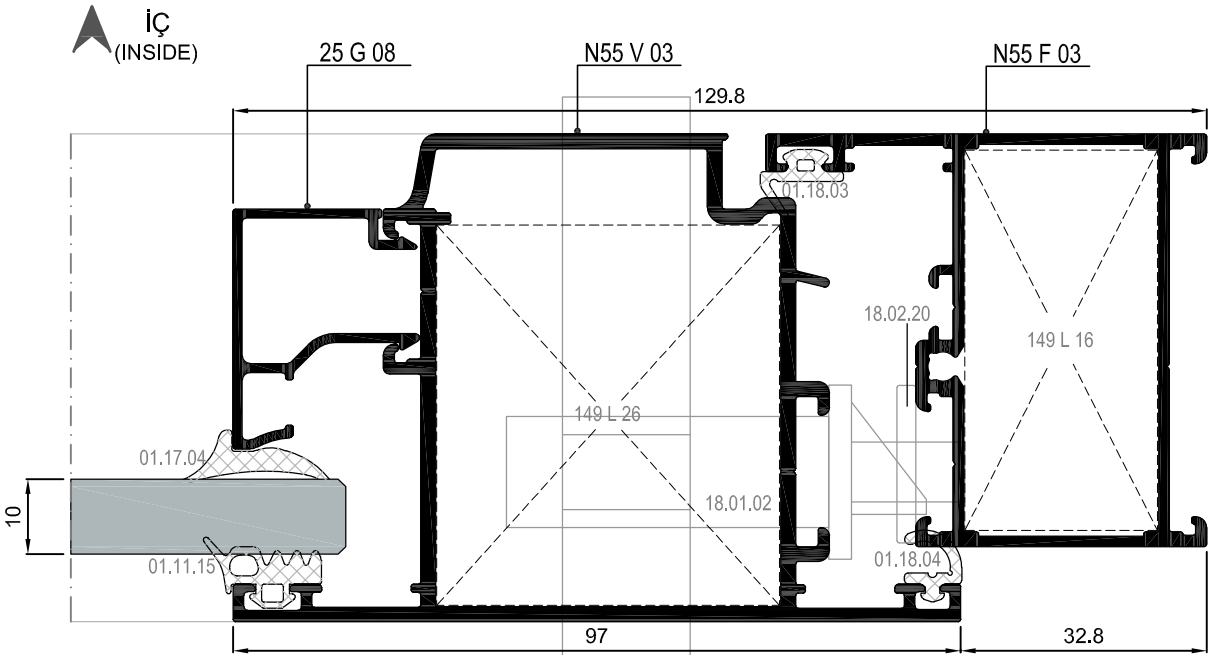
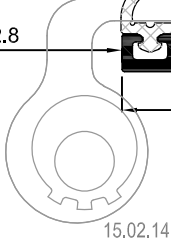


DIŞ  
(OUTSIDE) ➔

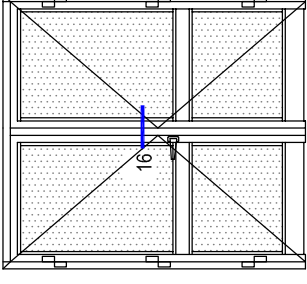
DIŐA AÇILIM BİNİLİ KAPI DETAYLARI  
OUTWARD OPENING DOOR DETAILS



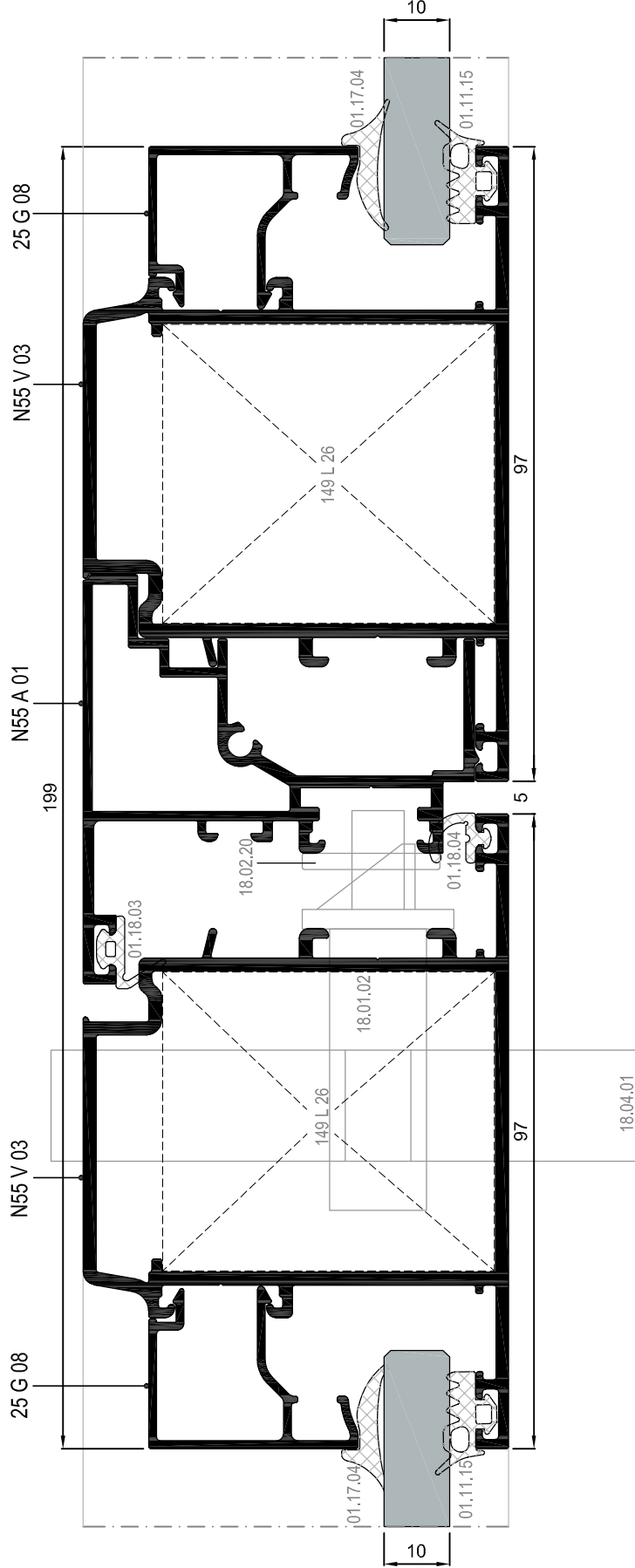
14 DETAYI  
DETAIL



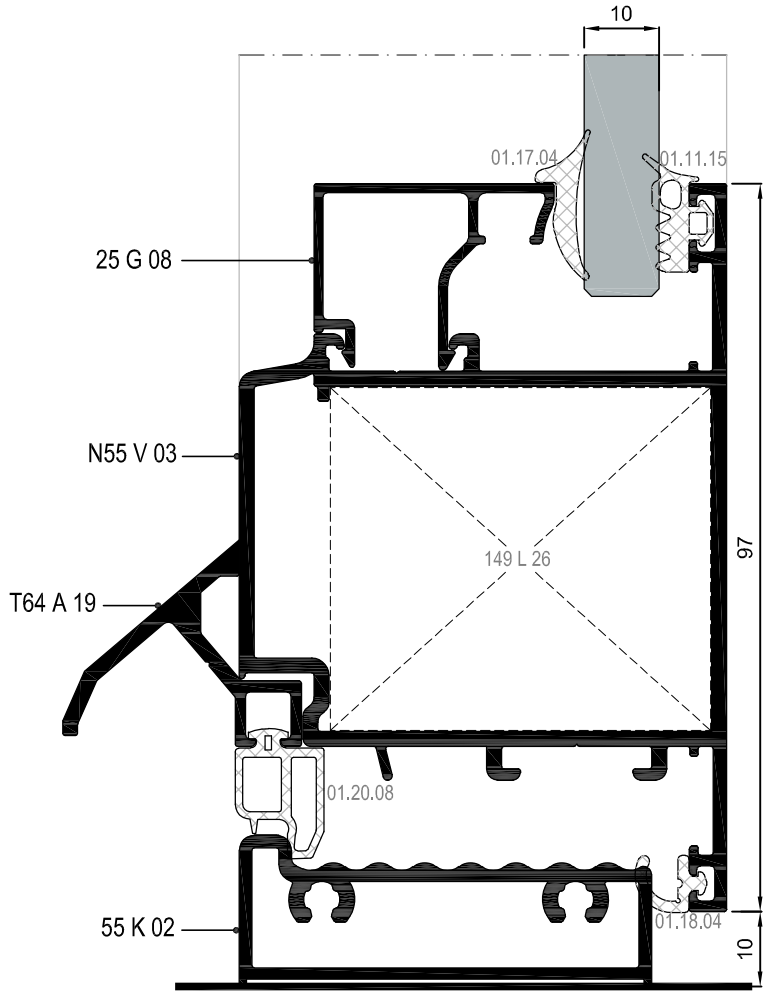
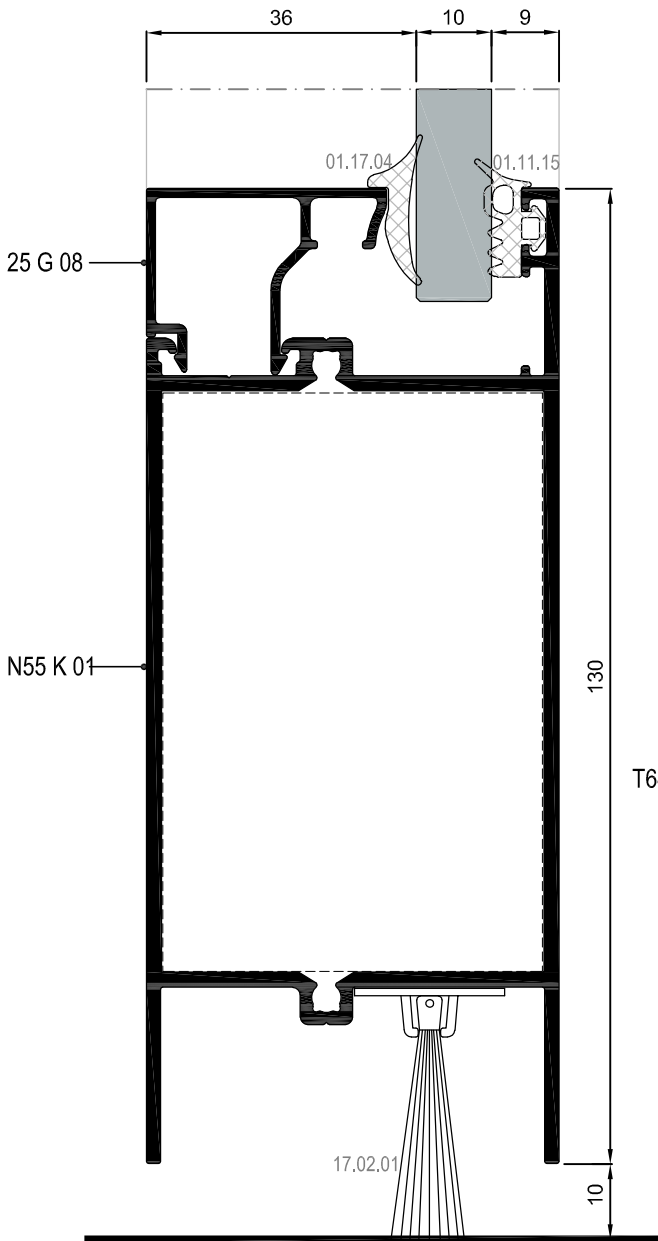
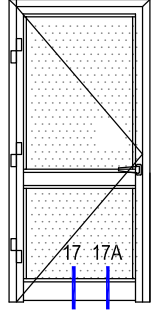
15 DETAYI  
DETAIL



DIŐA AÇILIM BİNİLİ KAPI DETAYLARI  
OUTWARD OPENING DOOR DETAILS



DIŐA AÇILIM BİNİLİ KAPI DETAYLARI  
OUTWARD OPENNING DOOR DETAILS



DIŐ  
(OUTSIDE) ➔

17 DETAYI  
DETAIL

17A DETAYI  
DETAIL



# MİMARİ KATALOG

## ARCHITECTURAL CATALOGUE

Alüminyum Kapı Pencere ve Giydirme Cephe Sistemleri  
Aluminium Window Doors and Facade Systems



Rescara Sistem Detayları  
Rescara System Details

# RW55+

**AKSESUARLAR**

ACCESSORIES

01

02

03

04

05


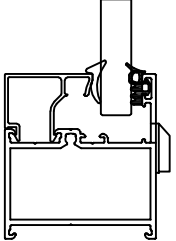

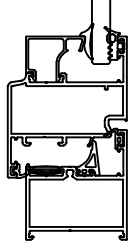

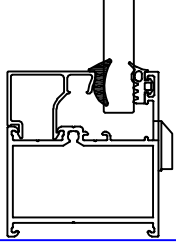

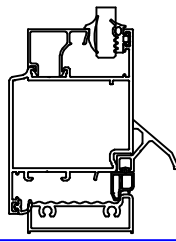

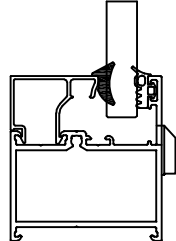

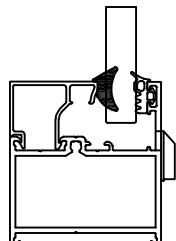

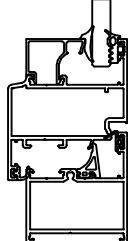

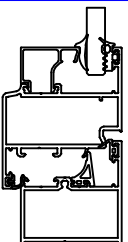

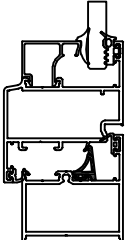
06

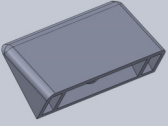
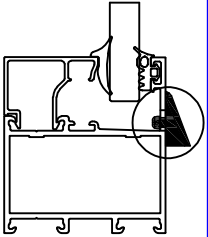
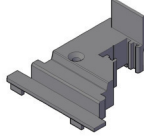

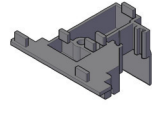
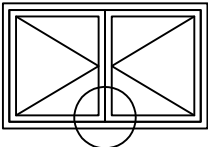
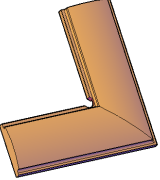
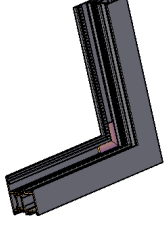

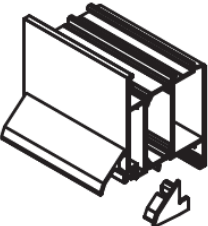

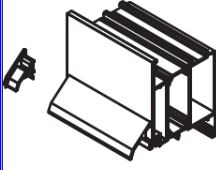
07

08

09

10

	<b>01.11.15</b> DIŞ CAM FITİLİ 4 mm OUTSIDE GLAZING GASKET 4 mm Malzeme / Material : EPDM Ağırlık / Weight : 78 gr/m Paket / Package: 190m / 15 kg			<b>01.19.06</b> ÇITA KANAL FITİLİ ADAPTER GASKET Malzeme / Material : EPDM Ağırlık / Weight : 80 gr/m Paket / Package: 185m / 15 kg	
	<b>01.17.03</b> İÇ CAM FITİLİ 3 mm boşluk için INSIDE GLAZING GASKET for 3 mm space Malzeme / Material : EPDM Ağırlık / Weight : 59 gr/m Paket / Package: 254m / 15 kg			<b>01.20.08</b> EŞİK FITİLİ THRESHOLD GASKET Malzeme / Material : EPDM Ağırlık / Weight : 90 gr/m Paket / Package: 15 kg	
	<b>01.17.04</b> İÇ CAM FITİLİ 4 mm boşluk için INSIDE GLAZING GASKET for 4 mm space Malzeme / Material : EPDM Ağırlık / Weight : 69 gr/m Paket / Package: 215m / 15 kg				
	<b>01.17.05</b> İÇ CAM FITİLİ 5 mm boşluk için INSIDE GLAZING GASKET for 5 mm space Malzeme / Material : EPDM Ağırlık / Weight : 90 gr/m Paket / Package: 165m / 15 kg				
	<b>01.18.03</b> DIŞ BİNİ FITİLİ OUTSIDE ACOUSTICAL GASKET Malzeme / Material : EPDM Ağırlık / Weight : 41 gr/m Paket / Package: 365m / 15 kg				
	<b>01.18.04</b> İÇ BİNİ FITİLİ INSIDE ACOUSTICAL GASKET Malzeme / Material : EPDM Ağırlık / Weight : 42 gr/m Paket / Package: 357m / 15 kg				
	<b>01.19.46</b> TOZLUK FITİLİ CENTRAL GASKET Malzeme / Material : EPDM Ağırlık / Weight : 105 gr/m Paket / Package: 143m / 15 kg				

	<p><b>04.02.07</b></p> <p>TAHLİYE KAPAĞI DRAINAGE COVER</p> <p>Malzeme / Material : PVC Renk / Colour : Siyah-Beyaz-Gri Black-White-Grey</p>				
	<p><b>04.06.56</b></p> <p>ADAPTÖR KAPAĞI ADAPTER CAP</p> <p>Malzeme / Material : PVC Renk / Colour : Siyah / Black N55A01 İÇİN / FOR N55A01</p>				
	<p><b>04.06.57</b></p> <p>ADAPTÖR KAPAĞI ADAPTER CAP</p> <p>Malzeme / Material : PVC Renk / Colour : Siyah / Black N55A01 İÇİN / FOR N55A01</p>				
	<p><b>04.07.18</b></p> <p>KÖŞE ÇAVUŞU CORNER CLEAT</p> <p>Malzeme / Material : PVC Renk / Colour : Siyah / Black</p>				
	<p><b>04.10.16A</b></p> <p>DAMLALIK YAN KAPAĞI DROPPER SIDE CAP</p> <p>Malzeme / Material : PVC Renk / Colour : Siyah / Black</p>				
	<p><b>04.10.16B</b></p> <p>DAMLALIK YAN KAPAĞI DROPPER SIDE CAP</p> <p>Malzeme / Material : PVC Renk / Colour : Siyah / Black</p>				

PENCERE MENTEŞELERİ / WINDOW HINGES



15.01.16

GIESSE PENCERE MENTEŞESİ  
GIESSE HINGE FOR WINDOWS

Renk / Colour : Siyah-Beyaz-Gri-Eloksal  
Black-White-Grey-Anodised

75 kg için 2 adet, 85 kg için 3 adet kullanılmalıdır. / Should be used 2 for 75 kg,3 for 85 kg.  
EN 1935:2002

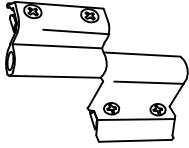


15.01.03

RESCARA PENCERE MENTEŞESİ  
HINGE FOR WINDOWS

Renk / Colour : Pres-Eloksal  
Press-Anodised

75 kg için 2 adet, 85 kg için 3 adet kullanılmalıdır. / Should be used 2 for 75 kg,3 for 85 kg.  
EN 1935:2002

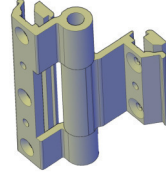


15.01.08

YERLİ PENCERE MENTEŞESİ  
LOCAL HINGE FOR WINDOWS

Renk / Colour : Siyah-Beyaz-Gri-Eloksal  
Black-White-Grey-Anodised

50 kg için 2 adet kullanılmalıdır. / Should be used 2 for 50 kg.  
Max. kanat ölçüsü 900x1300 / Max. vent dimension 900x1300  
TS EN 1935



15.01.12

YERLİ PENCERE MENTEŞESİ  
LOCAL HINGE FOR WINDOWS

Renk / Colour : Siyah-Beyaz-Gri-Eloksal  
Black-White-Grey-Anodised

TS EN 1935



15.01.17

GIESSE GİZLİ PENCERE MENTEŞESİ (SAĞ)  
GIESSE HIDDEN HINGE FOR WINDOWS (RIGHT)

Malzeme / Material : Paslanmaz Çelik  
Stainless Steel

100 kg için 2 adet kullanılmalıdır. / Should be used 2 for 100 kg.

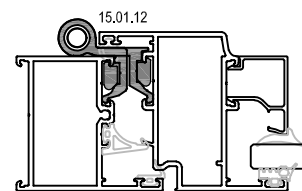
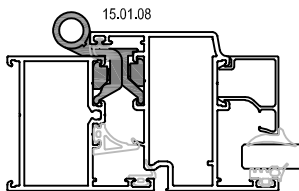
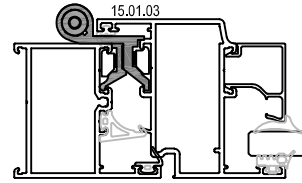
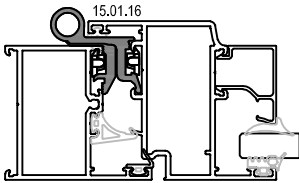


15.01.18

GIESSE GİZLİ PENCERE MENTEŞESİ (SOL)  
GIESSE HIDDEN HINGE FOR WINDOWS (LEFT)

Malzeme / Material : Paslanmaz Çelik  
Stainless Steel

100 kg için 2 adet kullanılmalıdır. / Should be used 2 for 100 kg.



## KAPI MENTEŞELERİ / DOOR HINGES



15.02.14

GIESSE KAPI MENTEŞESİ  
GIESSE HINGE FOR DOORS

Renk / Colour : Siyah-Beyaz-Eloksal  
Black-White-Anodized

100 kg için 2 adet, 120 kg için 3 adet kullanılmalıdır. / Should be used 2 for 100 kg, 3 for 120 kg.  
EN 1935

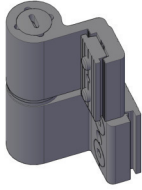


15.02.09

YERLİ KAPI MENTEŞESİ  
LOCAL HINGE FOR DOORS

Renk / Colour : Siyah-Beyaz-Gri-Eloksal  
Black-White-Grey-Anodized

85 kg için 3 adet kullanılmalıdır. / Should be used 3 for 85 kg.  
Max. kanat ölçüsü 900x2200 / Max. vent dimension 900x2200  
TS EN 1935




15.02.12

YERLİ KAPI MENTEŞESİ  
LOCAL HINGE FOR DOORS

Renk / Colour : Siyah-Beyaz-Gri-Eloksal  
Black-White-Grey-Anodized

100 kg için 3 adet kullanılmalıdır. / Should be used 3 for 100 kg.  
Max. kanat ölçüsü 900x2300 / Max. vent dimension 900x2300  
TS EN 1935



15.02.07

YERLİ KAPI MENTEŞESİ  
LOCAL HINGE FOR DOORS

Renk / Colour : Siyah-Beyaz-Gri-Eloksal  
Black-White-Grey-Anodized

100 kg için 2 adet kullanılmalıdır. / Should be used 2 for 100 kg.  
Max. kanat ölçüsü 900x2200 / Max. vent dimension 900x2200  
TS EN 1935



15.02.20

RESCARA KAPI MENTEŞESİ  
RESCARA HINGE FOR DOORS

Renk / Colour : Siyah-Beyaz-Gri-Press-Eloksal  
Black-White-Grey-Press-Anodized

120 kg için 2 adet kullanılmalıdır. / Should be used 2 for 120 kg.  
TS EN 1935

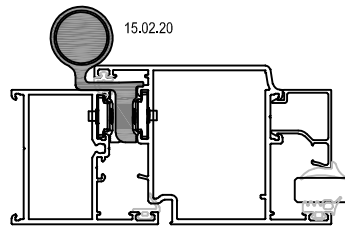
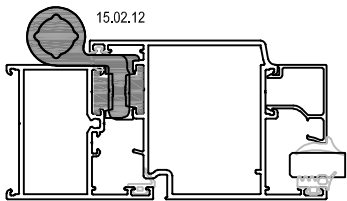
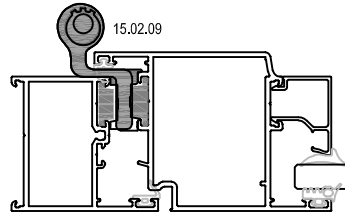
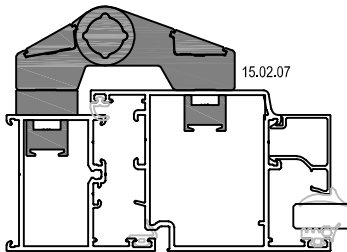


15.02.21

RESCARA KAPI MENTEŞESİ  
RESCARA HINGE FOR DOORS

Renk / Colour : Siyah-Beyaz-Gri-Press-Eloksal  
Black-White-Grey-Press-Anodized

160 kg için 2 adet kullanılmalıdır. / Should be used 2 for 160 kg.  
TS EN 1935



## ÇİFT EKSEN MEKANİZMALARI / TILT & TURN MECHANISMS



GIESSE FUTURA ÇİFT AÇILIM SETİ 80 kg  
GIESSE FUTURA TILT & TURN MECHANISM 80 kg

Renk / Colour : Siyah-Beyaz-Gri  
Black-White-Grey

KANAT GENİŞLİĞİ SASH WIDTH	KANAT YÜKSEKLİĞİ SASH HEIGHT	KANAT AĞIRLIĞI SASH WEIGHT	GIESSE ÇİFT AÇILIM SETİ GIESSE TILT & TURN MECHANISM	ÇİFT AÇILIM SETİ TILT & TURN MECHANISM
410- 569 mm	600-1200 mm	80 kg	07.06.62	Çift Açılım Seti Tip 1 / Tilt & Turn Mechanism
410- 569 mm	1201-2500 mm	80 kg	07.06.63	Çift Açılım Seti Tip 1 + Arka Kilitleme / Tilt & Turn Mechanism Style 1+ Additional Tilt&Turn (Back)
570-1000 mm	600-1200 mm	80 kg	07.06.64	Çift Açılım Seti Tip 2 / Tilt & Turn Mechanism Style 2
570-1000 mm	1201-2500 mm	80 kg	07.06.65	Çift Açılım Seti Tip 2 + Arka Kilitleme / Tilt & Turn Mechanism Style 2+ Additional Tilt&Turn (Back)
1001-1700 mm	600-1200 mm	80 kg	07.06.66	Çift Açılım Seti Tip 2 + Alt Kilitleme +İlave Makas / Tilt & Turn Mechanism Style 2+ Additional Tilt&Turn (Down) + Additional Arm
1001-1700 mm	1201-2500 mm	80 kg	07.06.67	Çift Açılım Seti Tip 2 + Alt Kilitleme +Arka Kilitleme+İlave Makas / Tilt & Turn Mechanism Style 2+ Additional Tilt&Turn (Down)+ Additional Tilt&Turn (Back)+ Additional Arm

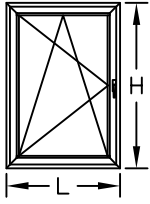
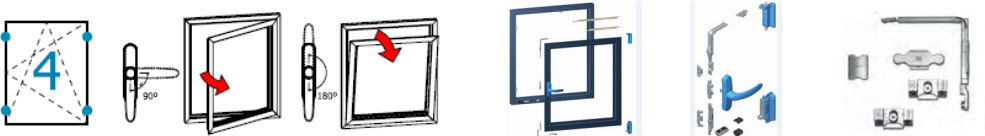


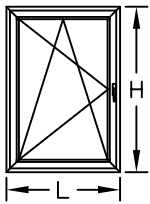

GIESSE GİZLİ MENTEŞE ÇİFT AÇILIM SETİ 100 kg  
GIESSE HIDDEN HINGE TILT & TURN MECHANISM 100 kg

Renk / Colour : Siyah-Beyaz-Gri  
Black-White-Grey

KANAT GENİŞLİĞİ SASH WIDTH	KANAT YÜKSEKLİĞİ SASH HEIGHT	KANAT AĞIRLIĞI SASH WEIGHT	GIESSE ÇİFT AÇILIM SETİ GIESSE TILT & TURN MECHANISM	GIESSE GİZLİ MENTEŞE ÇİFT AÇILIM SETİ GIESSE HIDDEN HINGE TILT & TURN MECHANISM
600-1000 mm	600-1200 mm	100 kg	07.06.81	Gizli Menteşe Çift Açılım Seti Sağ /Hidden Hinge Tilt & Turn Mechanism Right
600-1000 mm	600-1200 mm	100 kg	07.06.82	Gizli Menteşe Çift Açılım Seti Sol /Hidden Hinge Tilt & Turn Mechanism Left
600-1000 mm	1201-2500 mm	100 kg	07.06.83	Gizli Menteşe Çift Açılım Seti Sağ+İlave Kilit /Hidden Hinge Tilt & Turn Mechanism Right+ Additional Locking
600-1000 mm	1201-2500 mm	100 kg	07.06.84	Gizli Menteşe Çift Açılım Seti Sol+İlave Kilit /Hidden Hinge Tilt & Turn Mechanism Left+ Additional Locking
1001-1700 mm	600-1200 mm	100 kg	07.06.85	Gizli Menteşe Çift Açılım Seti Sağ+İlave Kilit /Hidden Hinge Tilt & Turn Mechanism Right+ Additional Locking
1001-1700 mm	600-1200 mm	100 kg	07.06.86	Gizli Menteşe Çift Açılım Seti Sol+İlave Kilit /Hidden Hinge Tilt & Turn Mechanism Left+ Additional Locking
1001-1700 mm	1201-2500 mm	100 kg	07.06.87	Gizli Menteşe Çift Açılım Seti Sağ+İlave Kilit (2 Adet) /Hidden Hinge Tilt & Turn Mechanism Right+ Additional Locking (2 Unit)
1001-1700 mm	1201-2500 mm	100 kg	07.06.88	Gizli Menteşe Çift Açılım Seti Sol+İlave Kilit (2 Adet) /Hidden Hinge Tilt & Turn Mechanism Left+ Additional Locking (2 Unit)

ÇİFT EKSEN MEKANİZMALARI / TILT & TURN MECHANISMS

	<p>RESCARA ÇİFT AÇILIM SETİ 130 kg RESCARA TILT &amp; TURN MECHANISM 130 kg Renk / Colour : Siyah-Beyaz-Gri Black-White-Grey</p>					
						
KANAT GENİŞLİĞİ SASH WIDTH L (m)	KANAT YÜKSEKLİĞİ SASH HEIGHT H (m)	KANAT AĞIRLIĞI SASH WEIGHT KG	MEKANİZMA MECHANISM	MAKAS ARM	İLAVE KİLİTLEME ADDITIONAL LOCKING	İLAVE MAKAS ADDITIONAL ARM
563-1000 mm	600-1200 mm	130 kg	07.06.79	07.06.80	—	—
563-1000 mm	1200-2500 mm	130 kg	07.06.79	07.06.80	07.06.76	—
1000-1700 mm	600-1200 mm	130 kg	07.06.79	07.06.80	07.06.76	07.06.77
1000-1700 mm	1200-2500 mm	130 kg	07.06.79	07.06.80	07.06.76 (2 ADET)	07.06.77

	<p>RESCARA AKILLI ÇİFT AÇILIM SETİ 130 kg RESCARA TBT TILT &amp; TURN MECHANISM 130 kg Renk / Colour : Siyah-Beyaz-Gri Black-White-Grey KOL ANAHTARLIDIR / HANDLE WITH KEYLOCK</p>					
						
KANAT GENİŞLİĞİ SASH WIDTH L (m)	KANAT YÜKSEKLİĞİ SASH HEIGHT H (m)	KANAT AĞIRLIĞI SASH WEIGHT KG	MEKANİZMA MECHANISM	MAKAS ARM	İLAVE KİLİTLEME ADDITIONAL LOCKING	İLAVE MAKAS ADDITIONAL ARM
563-1000 mm	600-1200 mm	130 kg	07.06.74 (TBT)	07.06.75 (TBT)	—	—
563-1000 mm	1200-2500 mm	130 kg	07.06.74 (TBT)	07.06.75 (TBT)	07.06.76	—
1000-1700 mm	600-1200 mm	130 kg	07.06.74 (TBT)	07.06.75 (TBT)	—	07.06.77
1000-1700 mm	1200-2500 mm	130 kg	07.06.74 (TBT)	07.06.75 (TBT)	07.06.76	07.06.77

## PVC KANAL İÇİN AÇILIM SETLERİ / OPENING SETS FOR PVC CHANNEL



07.05.41

RESCARA AKUSTİK PENCERE KOLU  
RESCARA ACOUSTIC HANDLERenk / Colour : Siyah-Beyaz-Gri  
Black-White-Grey

07.05.42

RESCARA AKUSTİK PENCERE KOLU  
RESCARA ACOUSTIC HANDLERenk / Colour : Siyah-Beyaz-Gri  
Black-White-Grey\*KOL SETE DAHİL DEĞİLDİR.  
HANDLE IS NOT INCLUDED IN THE SET.\*KOL SEÇENEKLERİ; 07.05.41 - 07.05.42  
HANDLE OPTIONS; 07.05.41 - 07.05.42

KANAT GENİŞLİĞİ SASH WIDTH L (mm)		KANAT YÜKSEKLİĞİ SASH HEIGHT H (mm)		KANAT AĞIRLIĞI SASH WEIGHT (KG)		SAĞ RIGHT	SOL LEFT
501-750 mm	951-1450 mm	80 kg	07.30.01	07.30.02			
501-750 mm	1451-1950 mm	80 kg	07.30.05	07.30.06			
501-750 mm	1951-2450 mm	80 kg	07.30.07	07.30.08			
751-1000 mm	951-1450 mm	80 kg	07.30.09	07.30.10			
751-1000 mm	1451-1950 mm	80 kg	07.30.13	07.30.14			
751-1000 mm	1951-2450 mm	80 kg	07.30.15	07.30.16			
1001-1200 mm	951-1450 mm	80 kg	07.30.17	07.30.18			
1001-1200 mm	1451-1950 mm	80 kg	07.30.21	07.30.22			
1001-1200 mm	1951-2450 mm	80 kg	07.30.23	07.30.24			
1201-1450 mm	951-1450 mm	80 kg	07.30.25	07.30.26			
1201-1450 mm	1451-1950 mm	80 kg	07.30.29	07.30.30			
1201-1450 mm	1951-2450 mm	80 kg	07.30.31	07.30.32			
1451-1600 mm	951-1450 mm	80 kg	07.30.33	07.30.34			
1451-1600 mm	1451-1950 mm	80 kg	07.30.37	07.30.38			
1451-1600 mm	1951-2450 mm	80 kg	07.30.39	07.30.40			

KANAT YÜKSEKLİĞİ SASH HEIGHT H (mm)		KANAT AĞIRLIĞI SASH WEIGHT (KG)		SAĞ RIGHT	SOL LEFT
501-600 mm	80 kg	07.27.01	07.27.02		
601-800 mm	80 kg	07.27.03	07.27.04		
801-900 mm	80 kg	07.27.05	07.27.06		
901-1000 mm	80 kg	07.27.07	07.27.08		
1001-1100 mm	80 kg	07.27.09	07.27.10		
1101-1200 mm	80 kg	07.27.11	07.27.12		
1201-1300 mm	80 kg	07.27.13	07.27.14		
1301-1400 mm	80 kg	07.27.15	07.27.16		
1401-1600 mm	80 kg	07.27.17	07.27.18		
1601-1800 mm	80 kg	07.27.19	07.27.20		
1801-2000 mm	80 kg	07.27.21	07.27.22		
2000-2200 mm	80 kg	07.27.23	07.27.24		

\*PVC KANALLI TEK AÇILIM SETİ İÇİN KANAT GENİŞLİĞİ L<1000MM OLMALIDIR.  
DAHA BÜYÜK ÖLÇÜLER İÇİN İRTİBATA GEÇEBİLİRSİNİZ.  
PERIMETRIC GROOVE (16MM) SIDE HUNG OPENING KIT FOR L<1000MM.  
FOR L>1000MM PLEASE CONTACT TECHNICAL OFFICE.



## PENCERE KOLLARI / WINDOW HANDLES



07.05.25

GIESSE İSPANYOLET KOL (ÇİFT DİLLİ)  
GIESSE HANDLE FOR WINDOWS (DOUBLE RAIL)

Renk / Colour : Siyah-Beyaz-Gri  
Black-White-Grey

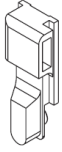
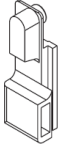
UNI CEI EN ISO / IEC 17050



07.05.33

GIESSE ANAHTARLI İSPANYOLET KOL (ÇİFT DİLLİ)  
GIESSE KEY HANDLE FOR WINDOWS (DOUBLE RAIL)

Renk / Colour : Siyah-Beyaz-Gri  
Black-White-Grey



07.25.01

GIESSE TIJ BAĞLANTI PARÇASI  
GIESSE CONNECTION ROD

Renk / Colour : Siyah / Black  
Malzeme / Material : Polyamid / Polyamide

07.05.25 , 07.05.33 ve 07.05.34 Kol için / For Handle 07.05.25 , 07.05.33 and 07.05.34



07.05.34

GIESSE SÖKÜLEBİLİR KOL GÖVDESİ (ÇİFT DİLLİ)  
GIESSE REMOVABLE HANDLE BODY (DOUBLE RAIL)

Renk / Colour : Siyah-Beyaz-Gri  
Black-White-Grey



07.05.29

RESCARA GLOBAL ANAHTARLI PENCERE KOLU (TEK DİLLİ)  
RESCARA GLOBAL KEY HANDLE FOR WINDOWS (SINGLE RAIL)

Renk / Colour : Siyah-Beyaz-Gri  
Black-White-Grey

EN 1670



07.05.35

GIESSE SÖKÜLEBİLİR KOL  
GIESSE REMOVABLE HANDLE

Renk / Colour : Siyah  
Black



07.13.07

RESCARA KOL BAĞLANTI PARÇASI  
RESCARA CONNECTION PART FOR HANDLE

Malzeme / Material : Zamak / Zamak

07.05.29 Kol için / For Handle 07.05.29



07.05.30

RESCARA GLOBAL SÖKÜLEBİLİR KOL GÖVDESİ (ÇİFT DİLLİ)  
RESCARA GLOBAL REMOVABLE HANDLE BODY (DOUBLE RAIL)

Renk / Colour : Siyah-Beyaz-Gri  
Black-White-Grey

EN 1670



07.05.28

RESCARA GLOBAL PENCERE KOLU (TEK DİLLİ)  
RESCARA GLOBAL HANDLE FOR WINDOWS (SINGLE RAIL)

Renk / Colour : Siyah-Beyaz-Gri  
Black-White-Grey

EN 1670



07.05.31

RESCARA SÖKÜLEBİLİR KOL  
RESCARA REMOVABLE HANDLE  
Renk / Colour : Siyah / Black

EN 1670



07.05.32

RESCARA GLOBAL PENCERE KOLU (ÇİFT DİLLİ)  
RESCARA GLOBAL HANDLE FOR WINDOWS (DOUBLE RAIL)

Renk / Colour : Siyah-Beyaz-Gri  
Black-White-Grey

EN 1670, 13126-8



07.13.08

RESCARA KOL BAĞLANTI PARÇASI  
RESCARA CONNECTION PART FOR HANDLE

Renk / Colour : Siyah / Black  
Malzeme / Material : PVC

07.05.28, 07.05.30 ve 07.05.32 Kol için / For Handle 07.05.28, 07.05.30 and 07.05.32

İSPANYOLET KİLİTLEME PARÇALARI / LOCKING KITS



07.13.03

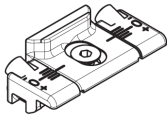
PİM  
LOCK PIN  
Malzeme / Material : Zamak / Zamak



07.13.06

GIESSE PİM  
GIESSE ADJUSTABLE LOCKING PAWL

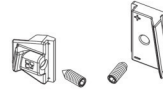
Malzeme / Material : Zamak / Zamak



07.09.07

GIESSE AYARLI PİM KARŞILIĞI  
GIESSE ADJUSTABLE SINGLE STRIKER

Malzeme / Material : Zamak / Zamak



07.09.08

GIESSE ARKA KİLİTLEME  
GIESSE BURGLAR BOLT

Malzeme / Material : Zamak / Zamak



18.07.01

GIESSE SÜRGÜ SETİ  
GIESSE BOLT FOR LEAF

Malzeme / Material : Zamak ve polyamid  
Zamak and polyamide

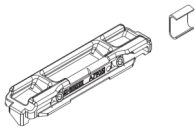
Pasif kanat için / For secondary sash



07.09.11

RESCARA SABİT KARŞILIK  
RESCARA FIXED STRIKER

Malzeme / Material : Zamak / Zamak



18.06.01

GIESSE KARŞILIK  
GIESSE STRIKER

Malzeme / Material : Paslanmaz çelik ve zamak  
Stainless steel and zamak



07.09.12

RESCARA AYARLI KARŞILIK  
RESCARA ADJUSTABLE STRIKER

Malzeme / Material : Zamak / Zamak



07.09.13

RESCARA ARKA KİLİTLEME  
RESCARA BURGLAR BOLT

Malzeme / Material : Zamak / Zamak



07.21.02

GIESSE KÖŞE DÖNME  
GIESSE CORNER DRIVE

Malzeme / Material : Zamak / Zamak



07.21.03

RESCARA KÖŞE DÖNME  
RESCARA CORNER DRIVE

Malzeme / Material : Zamak / Zamak




07.06.78

RESCARA MICROVENTİLASYON  
RESCARA MICROVENTILATION

Malzeme / Material : Zamak / Zamak

## AKSESUARLAR / KOL & KİLİTLEME SETLERİ ACCESSORIES / HANDLES & LOCKING KITS



07.07.02

VASİSTAS MAKAS  
ARM FOR BOTTOM-HUNG WINDOWS

Renk / Colour : Siyah-Beyaz-Gri  
Black-White-Grey



07.08.01

RESCARA VASİSTAS MANDAL  
RESCARA DEVICE FOR CLOSING BOTTOM-HUNG WINDOWS

Renk / Colour : Siyah-Beyaz-Gri  
Black-White-Grey



07.07.08

SINIRLAYICI MAKAS  
LIMITER

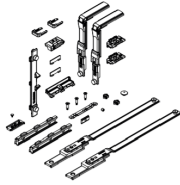
Malzeme / Material : Gümüş- Paslanmaz Çelik  
Silver - Stainless Steel



07.07.09

GIESSE VASİSTAS MAKAS  
GIESSE ARM FOR BOTTOM-HUNG WINDOWS

Renk / Colour : Siyah-Beyaz-Gri  
Black-White-Grey



07.07.11

GIESSE VASİSTAS PENCERE SETİ  
GIESSE BOTTOM HUNG WINDOW SET

Kol ve menteşe sete dahil değildir.  
Handle and hinge is not included in the set

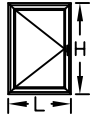


11.02.34

RESCARA KANAT DESTEK TAKOZU  
RESCARA VENT SUPPORT PIECE

Malzeme / Material : PVC  
Renk / Colour : Siyah/Black

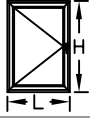
### ÇİFT DİLLİ KOL VE KİLİTLEME SETİ SEÇİM TABLOSU DOUBLE RAILED HANDLE AND LOCKING KIT TABLE



KOD CODE	AÇIKLAMA DESCRIPTION	ÜRÜN RESMİ PRODUCT IMAGE	TEKİL SET MAIN SET		
			H<1200mm L<1000mm	1200mm < H < 2700 mm	1000mm < L < 1400 mm
07.05.25	GIESSE ÇİFT DİLLİ KOL GIESSE DOUBLE RAIL HANDLE		1		
07.25.01	GIESSE KOL BAĞLANTISI GIESSE ROD CONNECTION PIECES		1		
07.13.06	GIESSE AYARLI PİM GIESSE ADJUSTABLE LOCKING PAWL		2	2	2
07.09.11	RESCARA SABİT KARŞILIK RESCARA FIXED STRIKER		2	2	2
07.09.07	GIESSE AYARLI PİM KARŞILIĞI GIESSE ADJUSTABLE SINGLE STRIKER				2
07.21.02	GIESSE KÖŞE DÖNME GIESSE/RESCARA CORNER DRIVE				2
11.02.34	RESCARA KANAT DESTEK TAKOZU RESCARA VENT SUPPORT PIECE		1		

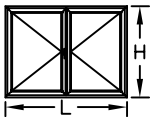
\*\*\*Giesse kol ve kilitleme aksesuarları 25 I 07 tij profili ile kullanılmalıdır.  
Giesse handle and locking accessories should be used with 25 I 07 rod profile

TEK DİLLİ KOL VE KİLİTLEME SETİ SEÇİM TABLOSU  
SINGLE RAILED HANDLE AND LOCKING KIT TABLE



KOD CODE	AÇIKLAMA DESCRIPTION	ÜRÜN RESMİ PRODUCT IMAGE	TEMELEK SET MAIN SET			İLAVE ÜRÜNLER ADDITIONAL PRODUCTS		
			H<1200mm	L<1000mm	1200mm < H < 2700 mm	1000mm < L < 1400 mm		
07.05.28 07.05.29	RESCARA TEK DİLLİ KOL GIESSE DOUBLE RAIL HANDLE		1					
07.13.07	RESCARA KOL BAĞLANTI PARÇASI RESCARA CONNECTION PART FOR HANDLE		1					
07.13.06	GIESSE AYARLI PİM GIESSE ADJUSTABLE LOCKING PAWL		2		2		2	
07.09.11	RESCARA SABİT KARŞILIK RESCARA FIXED STRIKER		2		2		2	
07.09.12	RESCARA AYARLI KARŞILIK RESCARA ADJUSTABLE STRIKER						2	
07.21.03	RESCARA KÖŞE DÖNME RESCARA CORNER DRIVE						2	
11.02.34	RESCARA KANAT DESTEK TAKOZU RESCARA VENT SUPPORT PIECE		1					

ÇİFT/TEK AÇILIM PASİF KANAT AKSESUAR SEÇİM TABLOSU  
SECONDARY SASH LOCKING KIT TABLE



KOD CODE	AÇIKLAMA DESCRIPTION	ÜRÜN RESMİ PRODUCT IMAGE	TEMELEK SET MAIN SET			İLAVE ÜRÜNLER ADDITIONAL PRODUCTS		
			H<1200mm	L<1000mm	1200mm < H < 2700 mm	1000mm < L < 1400 mm		
18.07.01	GIESSE SÜRGÜ SETİ GIESSE BOLT FOR LEAF		1					
18.06.01	GIESSE KARŞILIK GIESSE STRIKER		2					
07.21.02	GIESSE KÖŞE DÖNME PARÇASI GIESSE CORNER DRIVE						2	
07.09.07	GIESSE AYARLI PİM KARŞILIĞI GIESSE ADJUSTABLE SINGLE STRIKER						2	
07.09.08	GIESSE ARKA KİLİTLEME GIESSE BURGLAR BOLT				1			

\*\*\*Giesse kol ve kilitleme aksesuarları 25 I 07 tij profili ile kullanılmalıdır.  
Giesse handle and locking accessories should be used with 25 I 07 rod profile

## KAPI KOLLARI / DOOR HANDLES



07.14.06

GIESSE KAPI KOLU  
GIESSE DOOR HANDLE

Renk / Colour : Siyah-Beyaz-Gri  
Black-White-Grey



07.14.07

RESCARA GLOBAL KAPI KOLU  
RESCARA GLOBAL DOOR HANDLE


Renk / Colour : Siyah-Beyaz-Gri  
Black-White-Grey



07.14.08

RESCARA MULETA KAPI KOLU  
RESCARA GLOBAL DOOR HANDLE

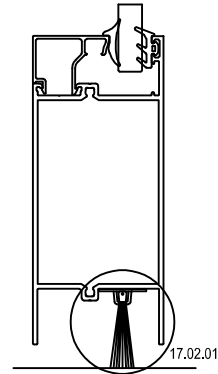
Renk / Colour : Siyah-Beyaz-Gri  
Black-White-Grey



17.02.01


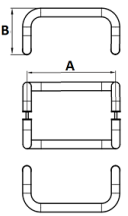
KAPI ALTI FIRÇASI  
BRUSH FOR DOORS


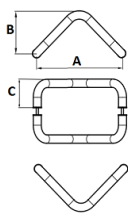
Malzeme / Material : Polipropilen / Polypropylene




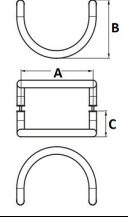
Ölçek/Scale: 1/1


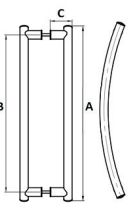
KAPI KOLLARI / DOOR HANDLES


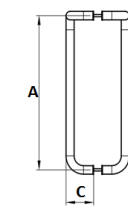
		KIVRIK KOL DOOR HANDLE Renk / Colour : Siyah-Beyaz-Eloksal Black-White-Anodised	
KOD CODE	Ø (mm)	A (mm)	B (mm)
07.17.10	25	200	130
07.17.11	25	300	130
07.17.02	25	400	130
07.17.27	25	500	160

		V KOL DOOR HANDLE Renk / Colour : Siyah-Beyaz-Eloksal Black-White-Anodised		
KOD CODE	Ø (mm)	A (mm)	B (mm)	C (mm)
07.17.06	25	200	130	80
07.17.29	25	250	130	80
07.17.30	25	300	130	80
07.17.31	30	400	160	100

		U KOL DOOR HANDLE Renk / Colour : Siyah-Beyaz-Eloksal Black-White-Anodised	
KOD CODE	Ø (mm)	A (mm)	B (mm)
07.17.08	25	200	80
07.17.35	25	300	80
07.17.36	30	400	100

		YARIM AY KOL DOOR HANDLE Renk / Colour : Siyah-Beyaz-Eloksal Black-White-Anodised		
KOD CODE	Ø (mm)	A (mm)	B (mm)	C (mm)
07.17.32	25	200	130	80
07.17.20	25	300	130	80
07.17.33	30	350	160	100

		YAY KOL DOOR HANDLE Renk / Colour : Siyah-Beyaz-Eloksal Black-White-Anodised	
KOD CODE	Ø (mm)	A (mm)	B (mm)
07.17.37	400	350	80
07.17.22	500	450	80
07.17.38	600	550	80
07.17.39	700	650	80
07.17.40	800	750	80

		BASTON KOL DOOR HANDLE Renk / Colour : Siyah-Beyaz-Eloksal Black-White-Anodised		
KOD CODE	Ø (mm)	A (mm)	B (mm)	C (mm)
07.17.23	25	900	180	80
07.17.34	25	1000	180	80



07.17.19

AKBANK KAPI KOLU  
DOOR HANDLE

Renk / Colour : Siyah-Beyaz-Gri-Eloksal  
Black-White-Grey-Anodised



07.13.10

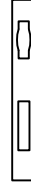
AKBANK KOL APARATI  
DOOR HANDLE

Renk / Colour : Siyah-Beyaz-Gri-Eloksal  
Black-White-Grey-Anodised

KAPI KİLİTLERİ / DOOR LOCKS



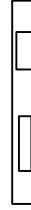
18.01.01  
MAKARALI KİLİT  
MORTISE LOCK (WITH ROLLER)



18.02.21  
MAKARALI KİLİT KARŞILIĞI  
STRIKER FOR ROLLER LOCK



18.01.02  
DİLLİ KİLİT  
MORTISE LOCK



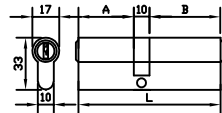
18.02.20  
DİLLİ KİLİT KARŞILIĞI  
STRIKER FOR MORTISE LOCK



18.03.01  
KAPI SÜRGÜSÜ (UZUN)  
BOLT FOR DOORS (LONG)



18.03.06  
KAPI SÜRGÜSÜ (KISA)  
BOLT FOR DOORS (SHORT)



18.04.01  
BAREL  
CYLINDER  
Malzeme / Material : Krom-Nikel / Chrome-Nickel

A	B	L
35	45	90



18.05.02  
BAREL AYNASI  
CYLINDER COVER  
Renk / Colour : Siyah-Beyaz-Grey  
Black-White-Grey

