

**MİMARİ KATALOG**  
**ARCHITECTURAL CATALOGUE**

**Alüminyum Kapı Pencere ve Giydirme Cephe Sistemleri**  
Aluminium Window Doors and Facade Systems

**RESCARA**

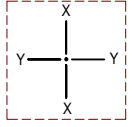


**RF G46**

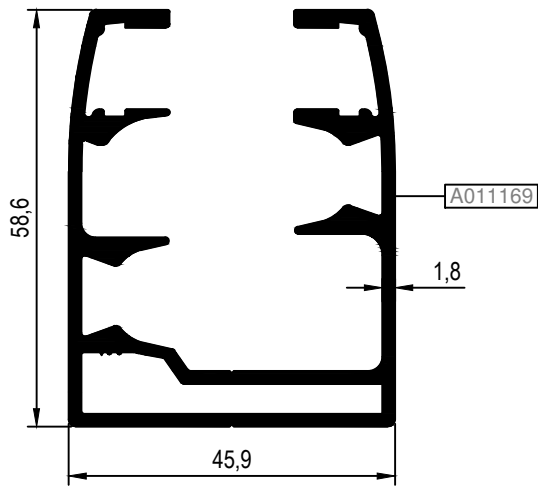
KASA PROFİLLERİ  
FRAME AND VENT PROFILES

# RFG46

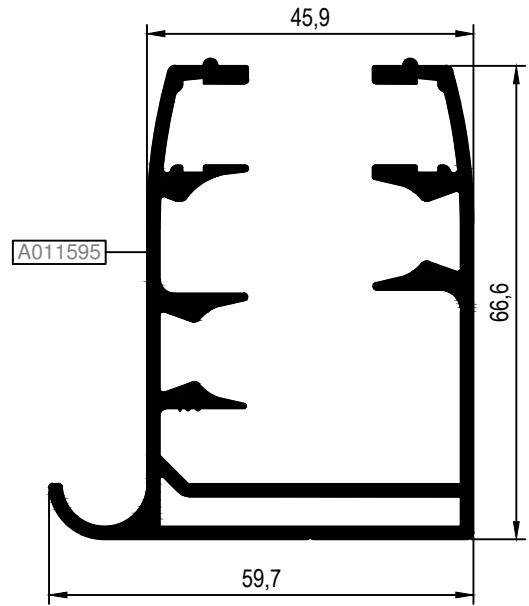
KOD / CODE	AĞIRLIK (kg/m) / WEIGHT	Jxx cm <sup>4</sup>	Jyy cm <sup>4</sup>	L m
Rfg46 F 01	1,494	16,903	20,088	6
Rfg46 F 02	0,524	3,174	2,044	6
Rfg46 F 03	1,734	21,950	31,799	6
Rfg46 F 04	2,156	84,492	39,306	6



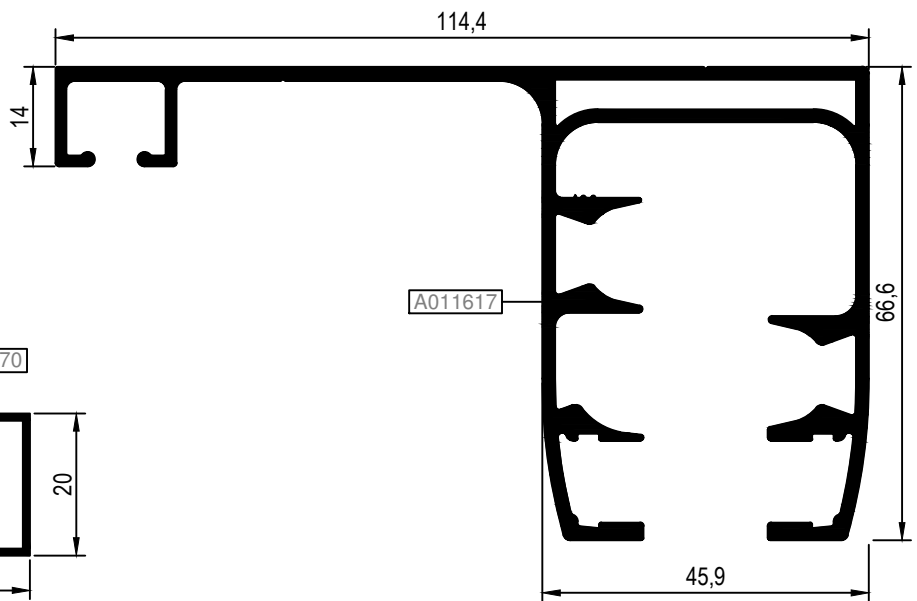
Rfg46 F 01



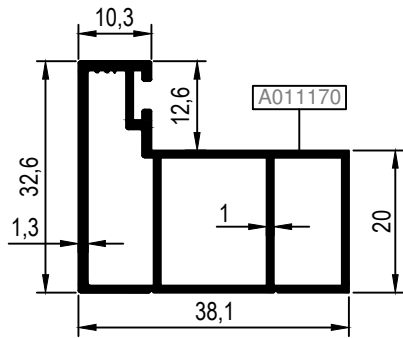
Rfg46 F 03



Rfg46 F 04



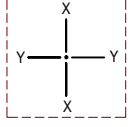
Rfg46 F 02



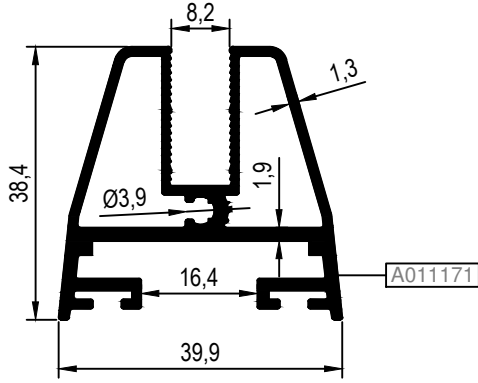
KANAT VE ADAPTÖR PROFİLLERİ  
FRAME AND VENT PROFILES

# RFG46

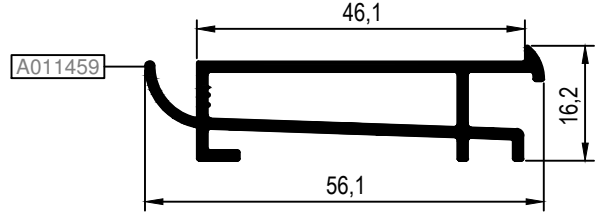
KOD / CODE	AĞIRLIK (kg/m) / WEIGHT	Jxx cm4	Jyy cm4	L m
Rfg46 V 01	0,873	4,914	3,767	6
Rfg46 A 01	0,572	-----	-----	6
Rfg46 A 02	0,561	-----	-----	6



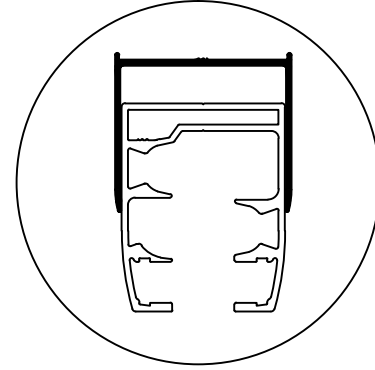
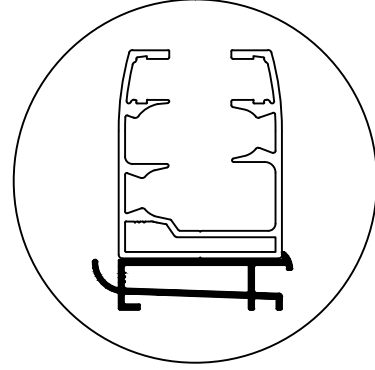
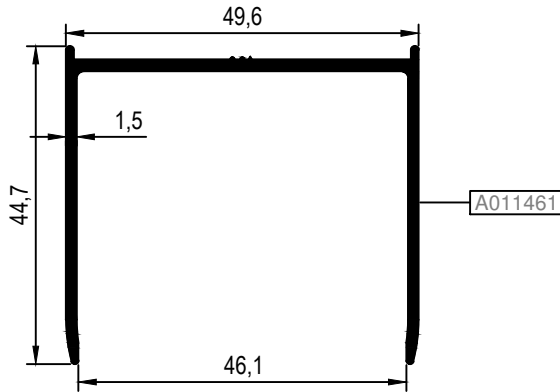
Rfg46 V 01



Rfg46 A 02



Rfg46 A 01



STOKTA BULUNAN SİSTEM PROFİLLERİNİN LİSTESİ (LIST OF SYSTEM PROFILES IN STOCK)

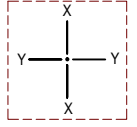
Nr	MIN. SİPARİŞ MİKTARI MIN. ORDER QUANTITY
RFG46 F 01	A011169 75 kg
RFG46 F 02	A011170 75 kg
RFG46 F 03	A011595 75 kg
RFG46 V 01	A011171 75 kg
RFG46 A 01	A011461 75 kg
RFG46 A 02	A011459 75 kg

\* STOKTA BULUNMAYAN TÜM PROFİLLER İÇİN MİNİMUM SİPARİŞ MİKTARI 300 KG'DİR.  
MINIMUM ORDER QUANTITY FOR ALL THE PROFILES THAT ARE NOT IN STOCK IS 300 KG.

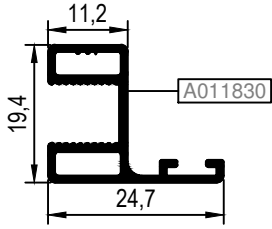
CAM ÇITA PROFİLLERİ  
GLAZING BEAD PROFILES

# RFG46

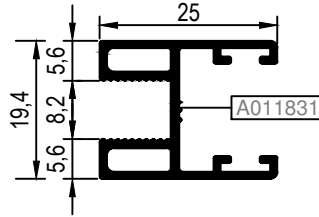
KOD / CODE	AĞIRLIK (kg/m) / WEIGHT	L m	KOD / CODE	AĞIRLIK (kg/m) / WEIGHT	L m
Rfg46 A 03	0,255	6	Rfg46 A 06	0,225	6
Rfg46 A 04	0,317	6	Rfg46 A 07	0,293	6
Rfg46 A 05	0,203	6	Rfg46 A 08	0,276	6



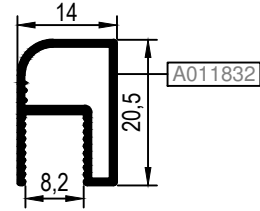
Rfg46 A 03



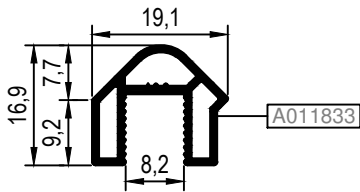
Rfg46 A 04



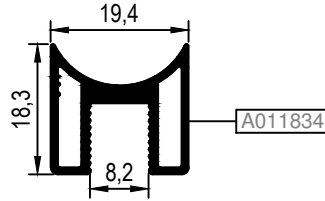
Rfg46 A 05



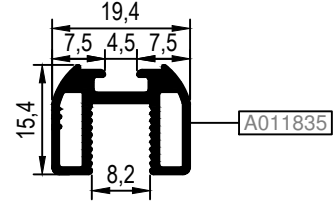
Rfg46 A 06



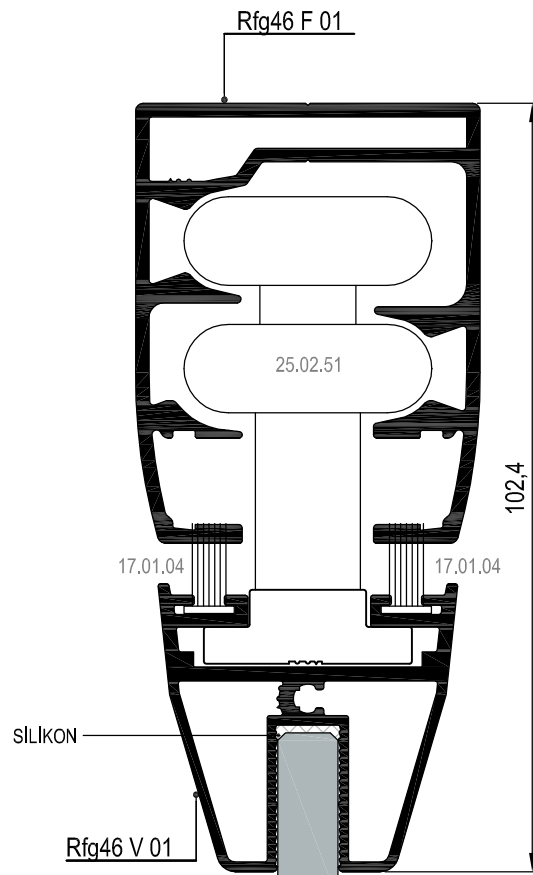
Rfg46 A 07



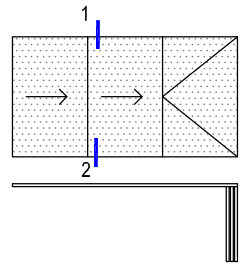
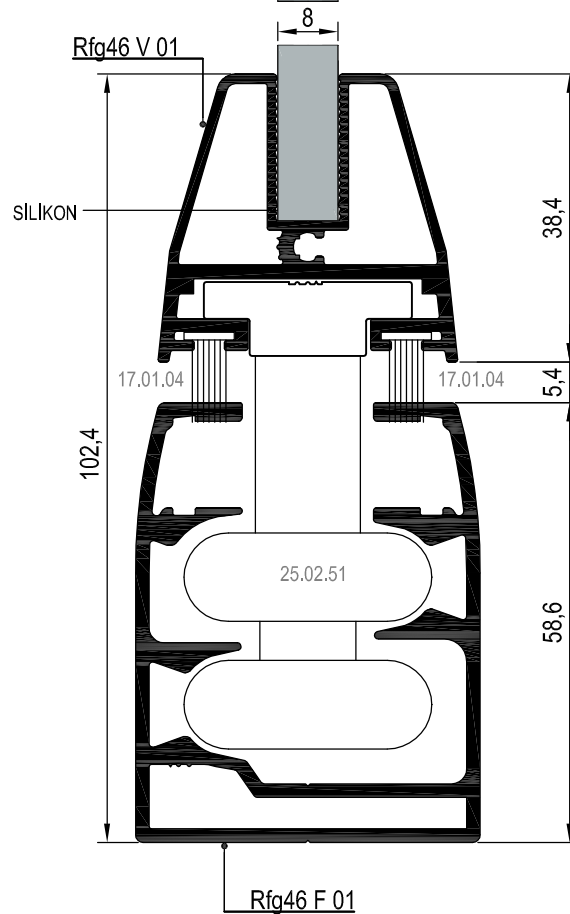
Rfg46 A 08



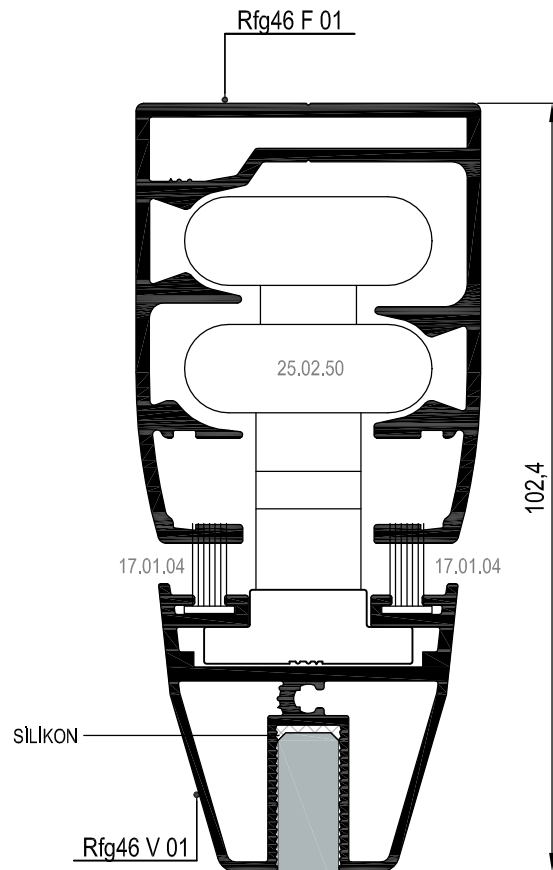
① DETAYI  
DETAIL



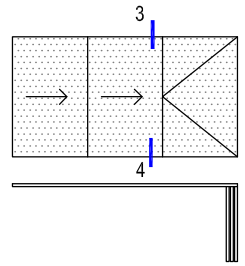
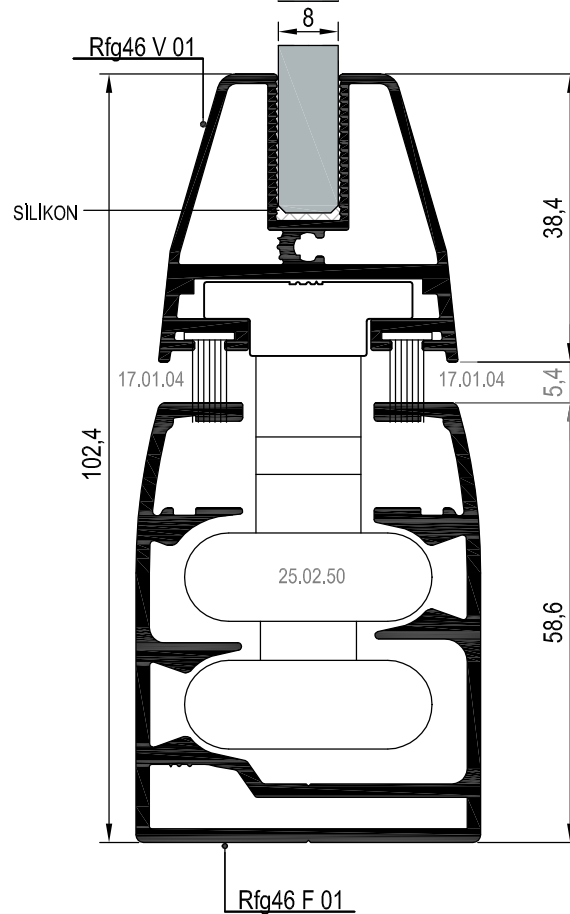
② DETAYI  
DETAIL

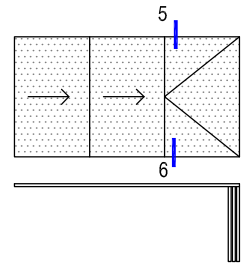
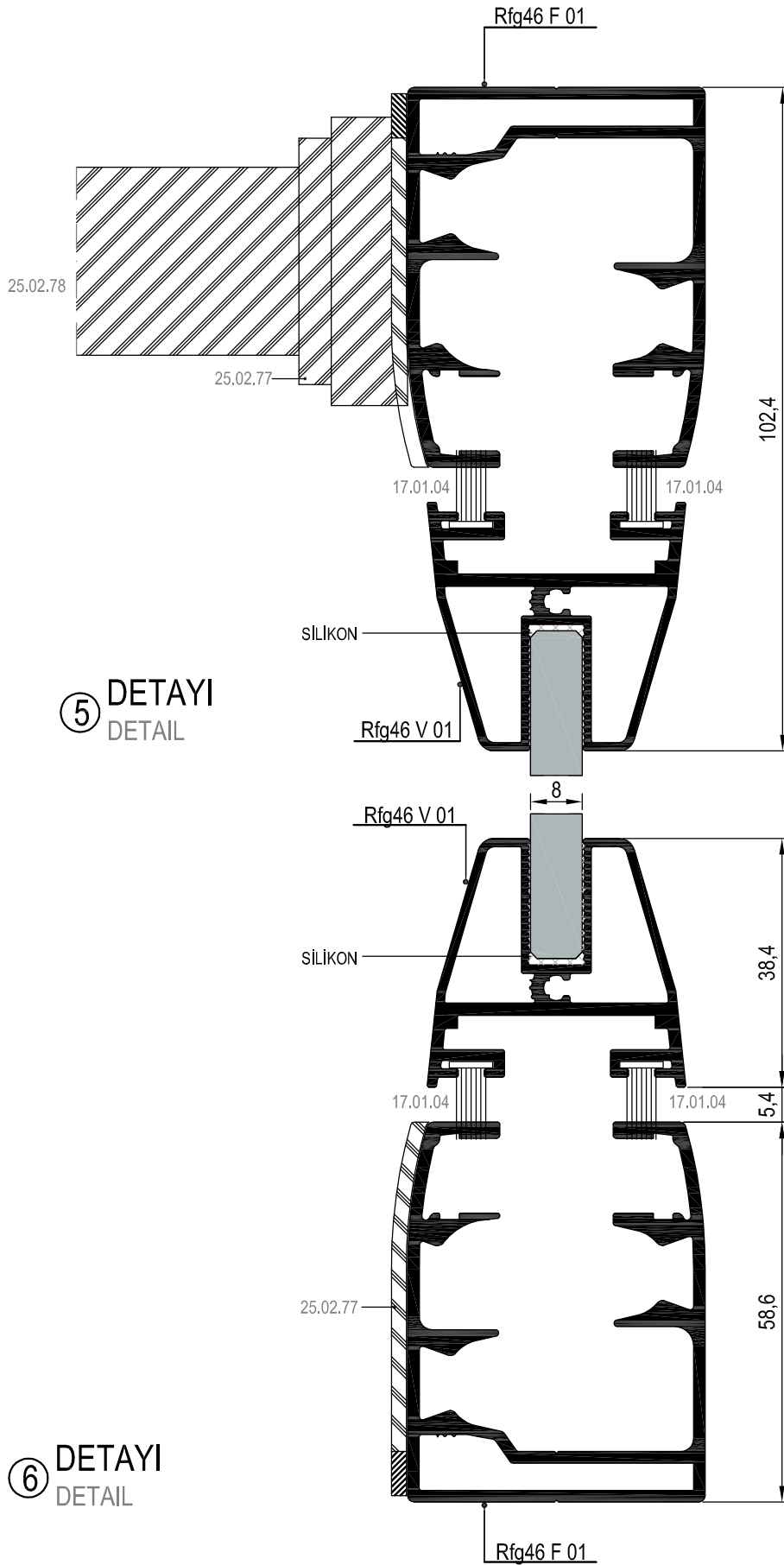


③ DETAYI  
DETAIL

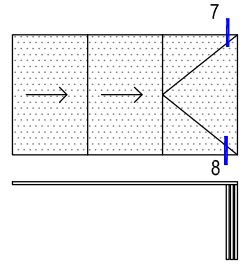
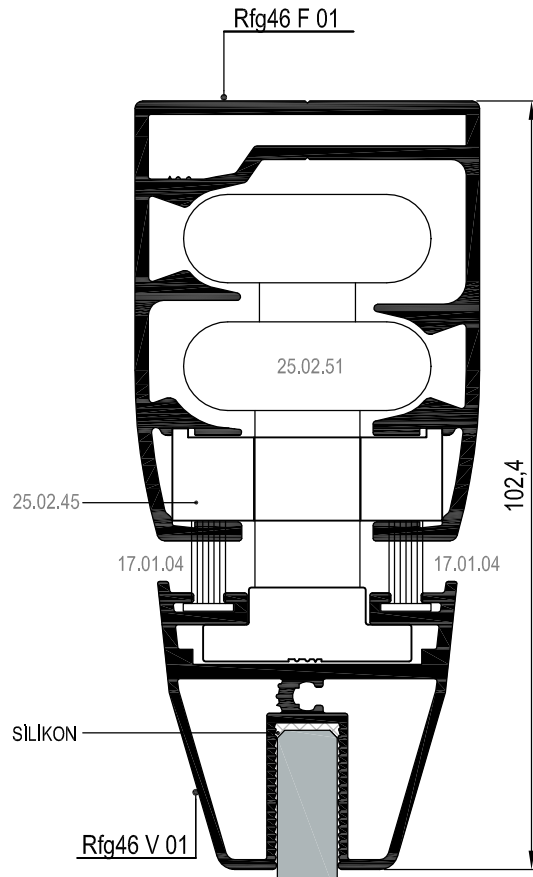


④ DETAYI  
DETAIL

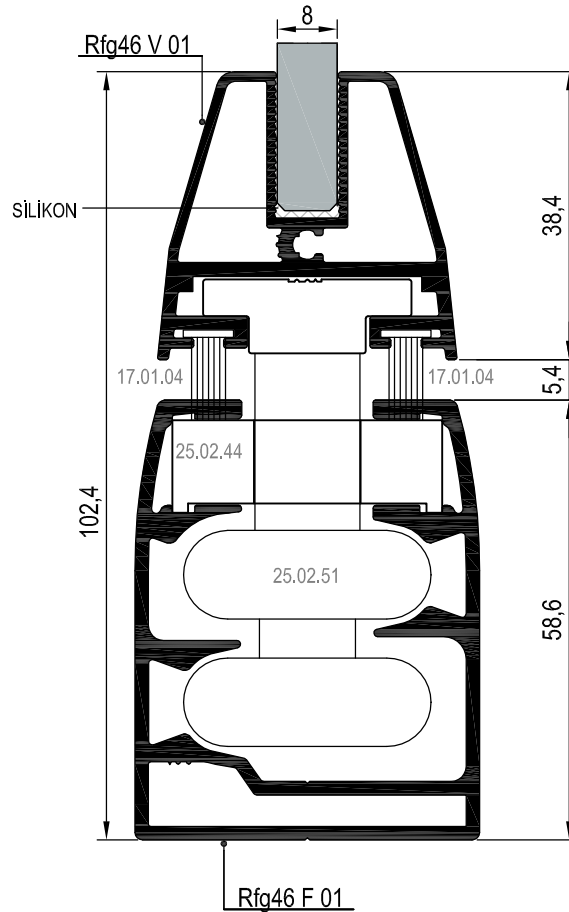




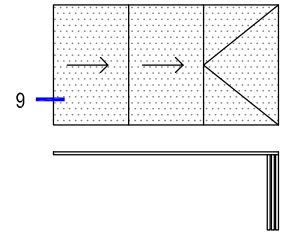
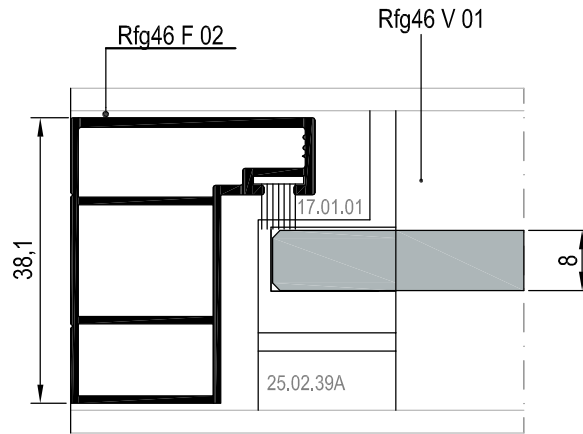
⑦ DETAYI  
DETAIL



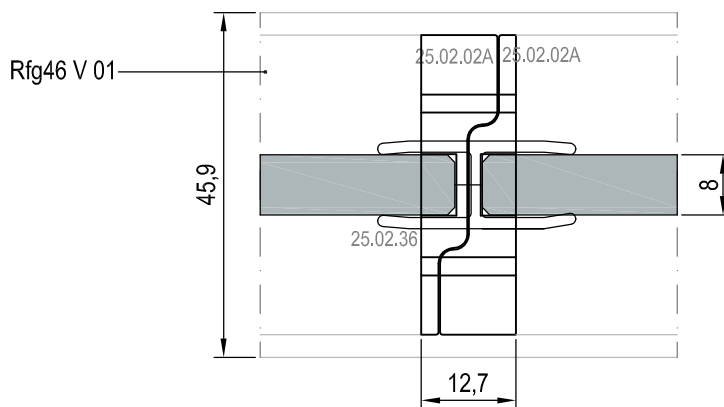
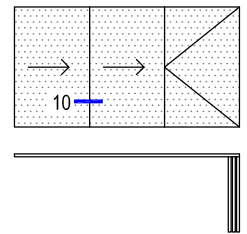
⑧ DETAYI  
DETAIL



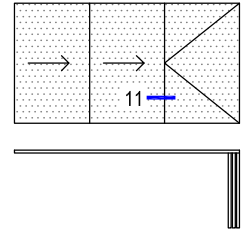
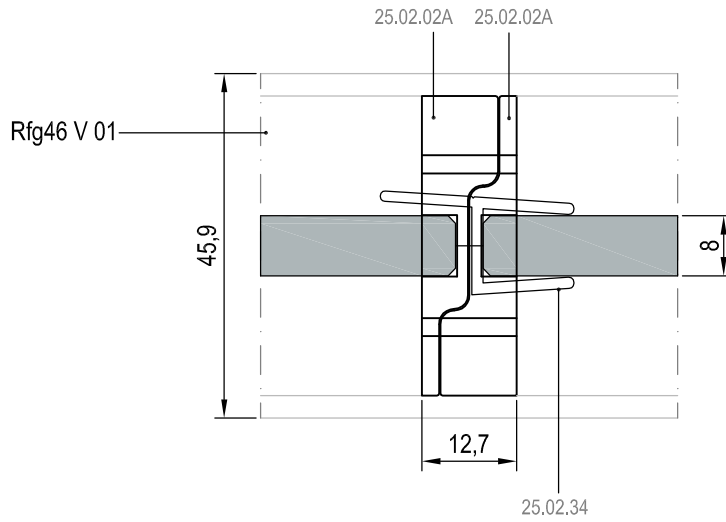




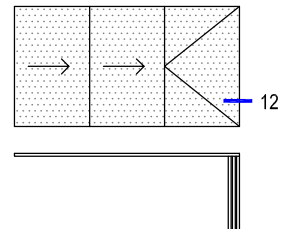
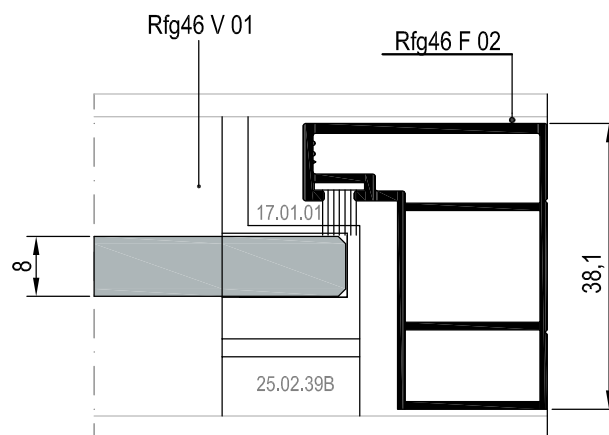
⑨ DETAYI  
DETAIL



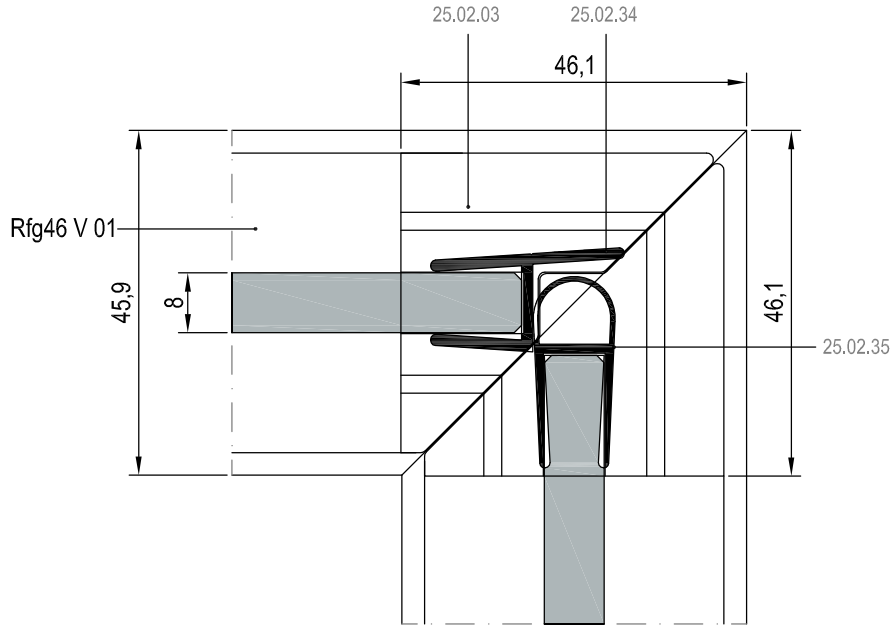
⑩ DETAYI  
DETAIL



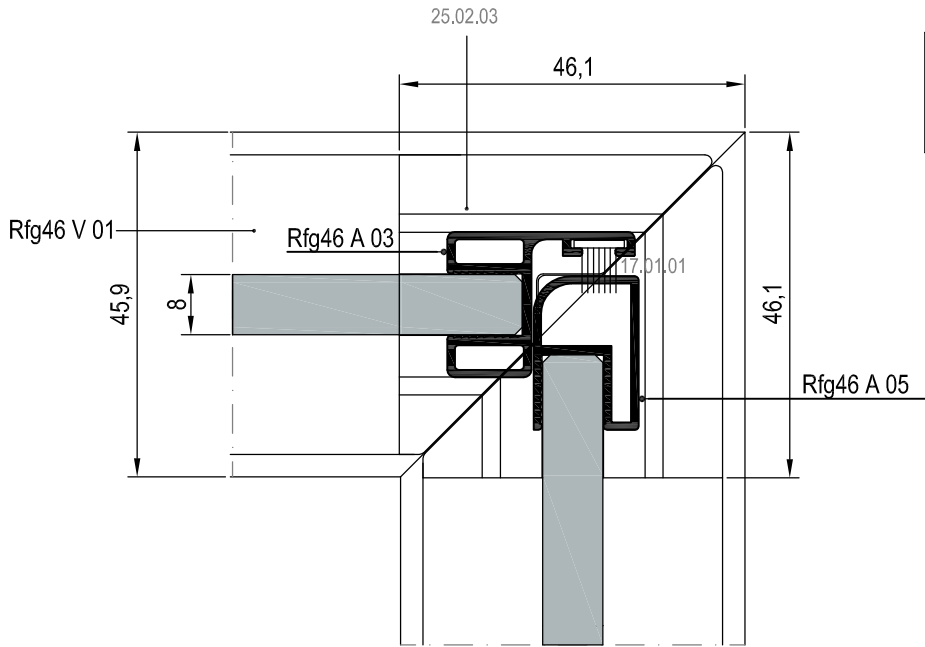
11 DETAYI  
DETAIL



12 DETAYI  
DETAIL

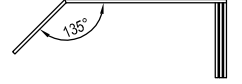
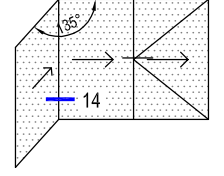
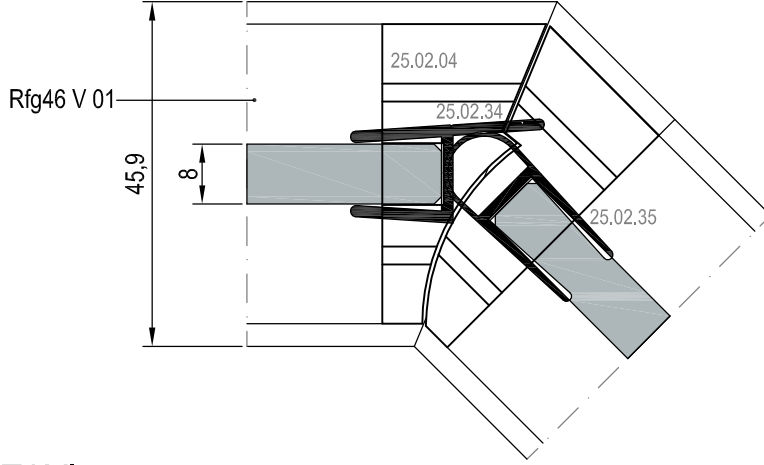


13 DETAYI  
DETAIL

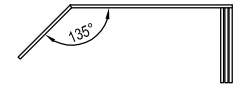
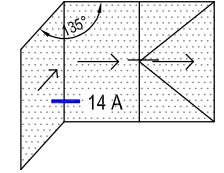
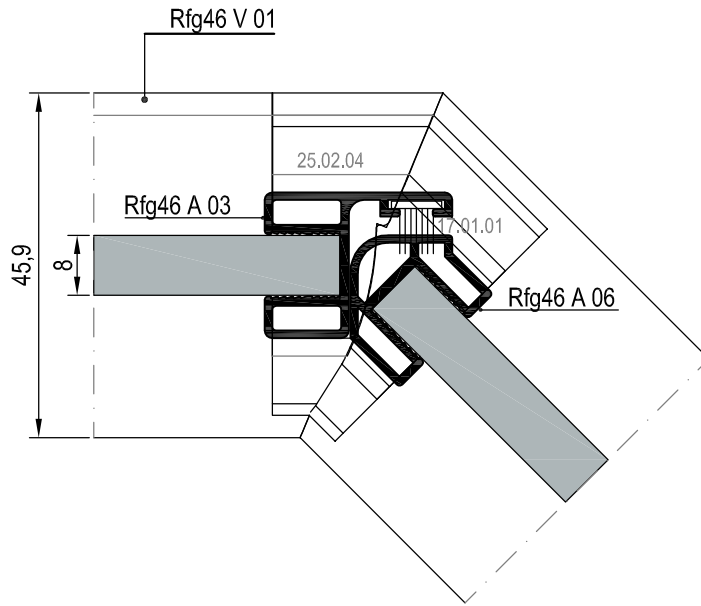


\*\*\*Alternatif Alüminyum Cam Arası Çıtası. (90°)

13 A DETAYI  
DETAIL



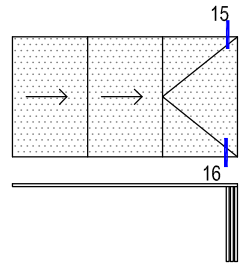
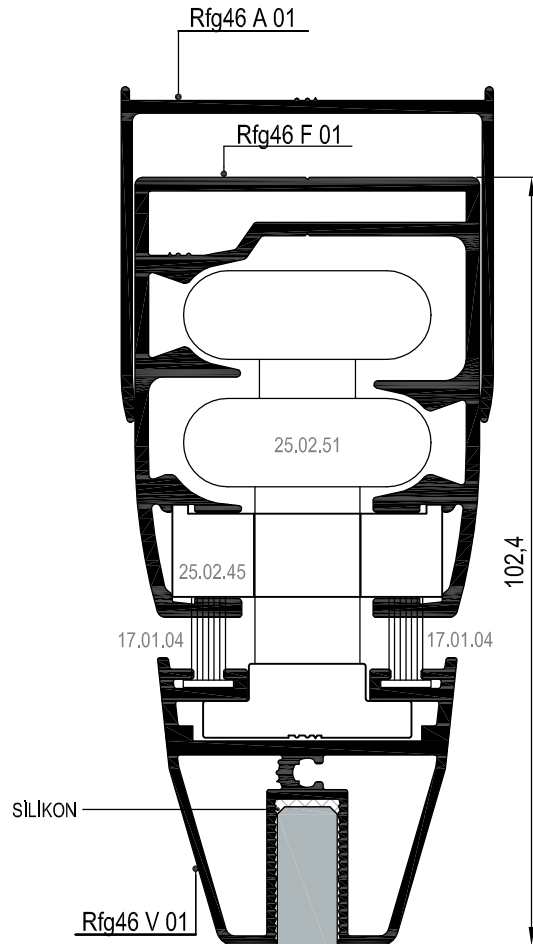
14 DETAYI  
DETAIL



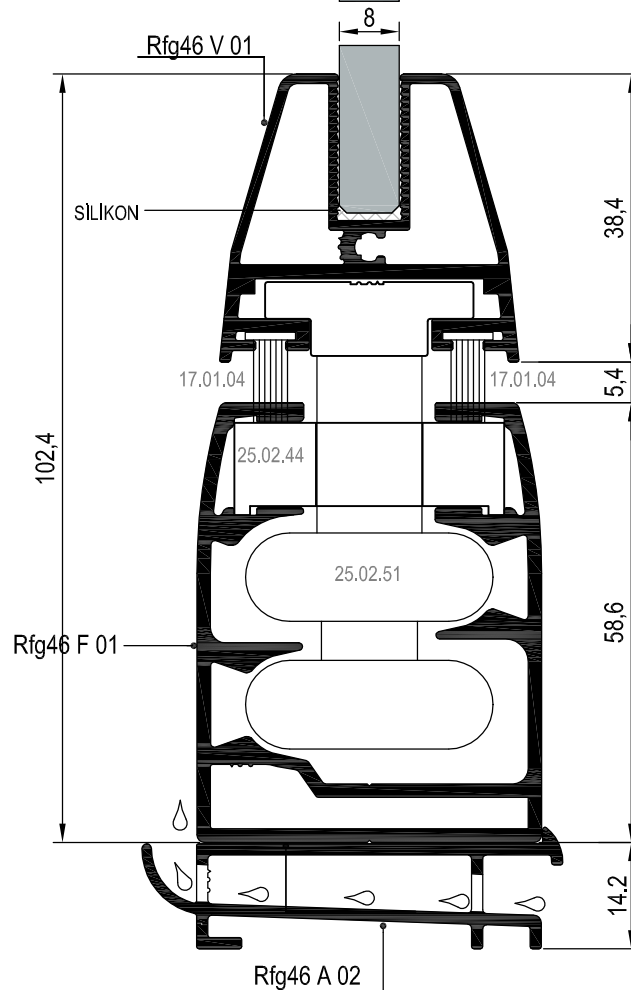
\*\*\*Alternatif Alüminyum Cam Arası Çıtası. (45°)

14 A DETAYI  
DETAIL

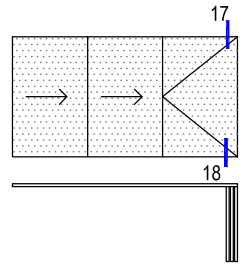
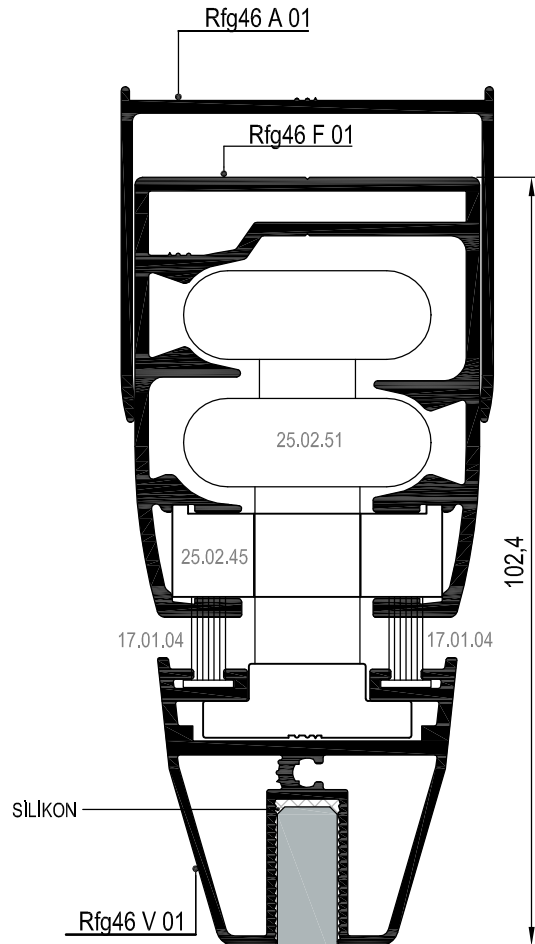
15 DETAYI  
DETAIL



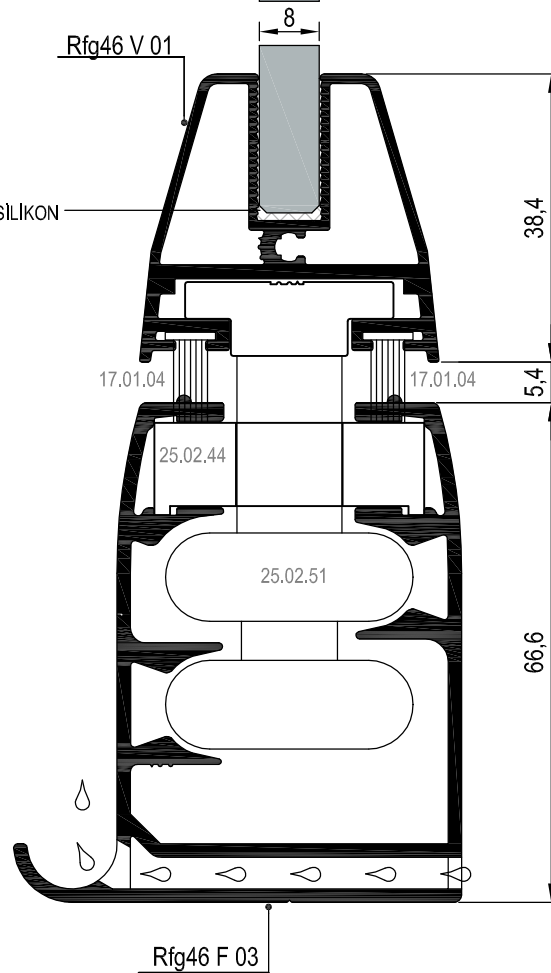
16 DETAYI  
DETAIL

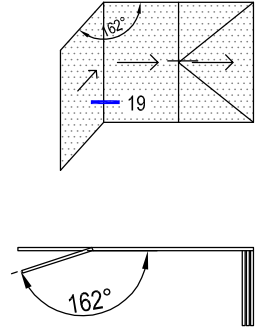
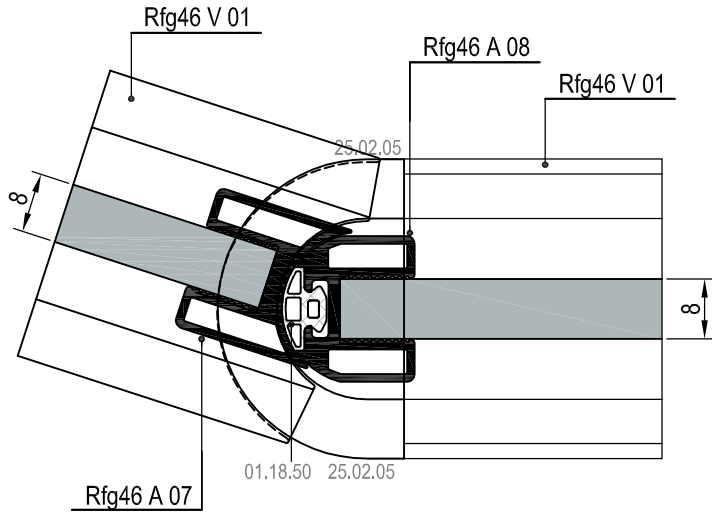


17 DETAYI  
DETAIL

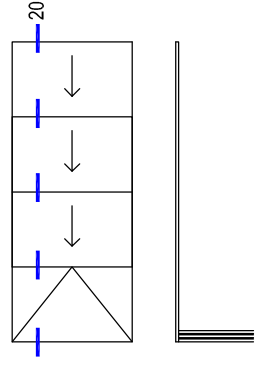
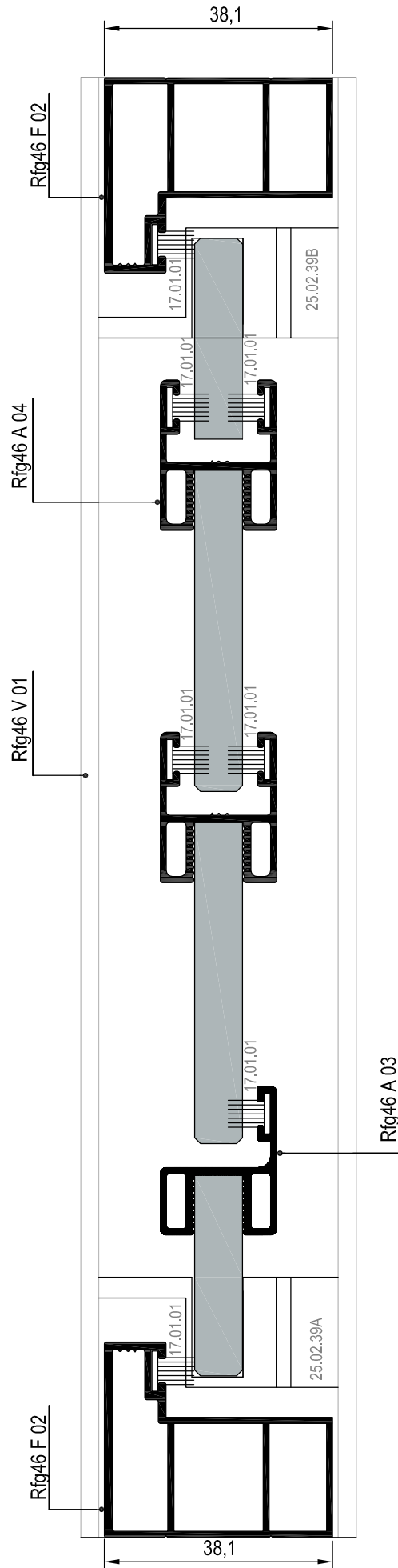


18 DETAYI  
DETAIL



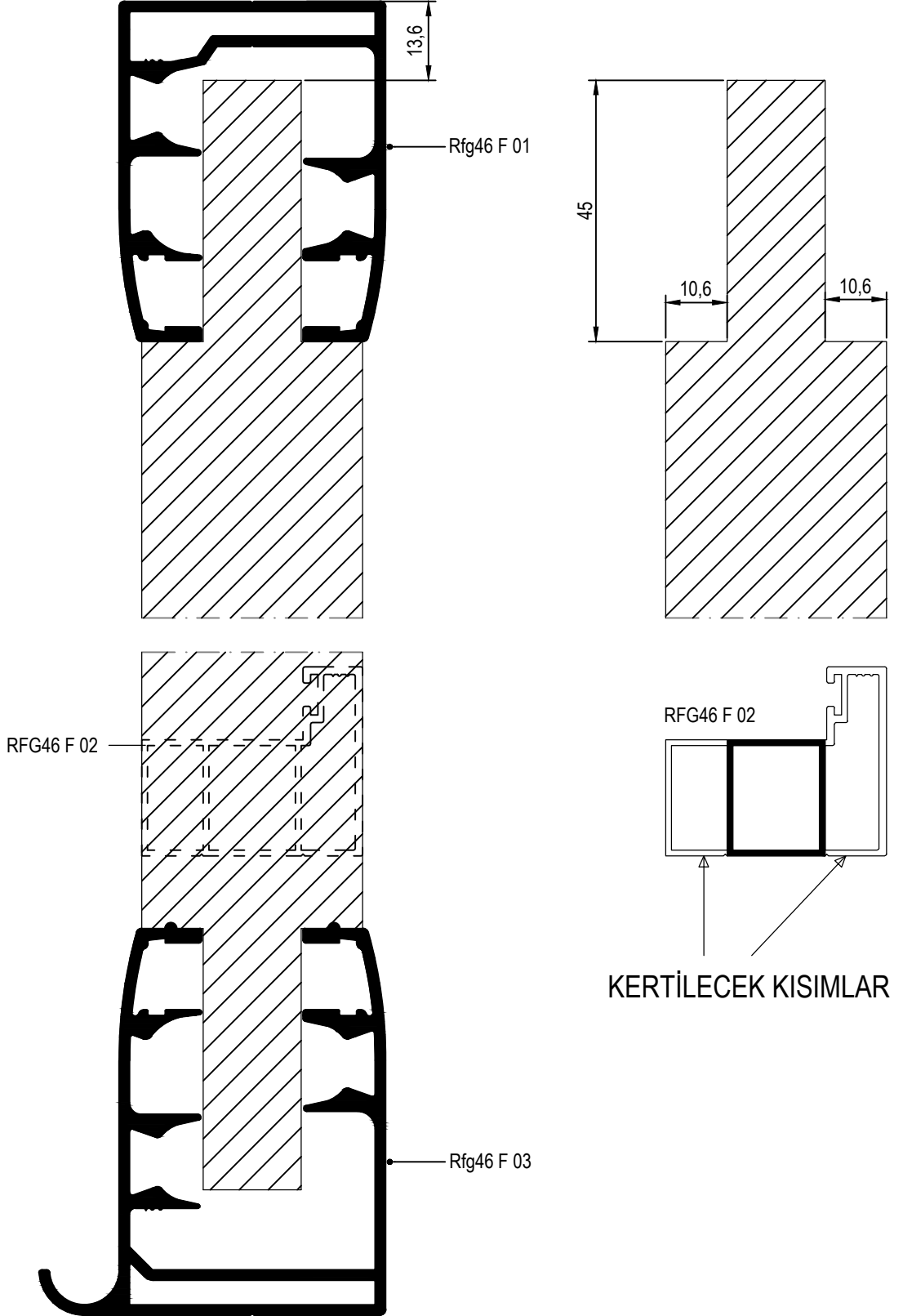


\*\*\*Alternatif Alüminyum Cam Arası Çıtası. (162°-180°)


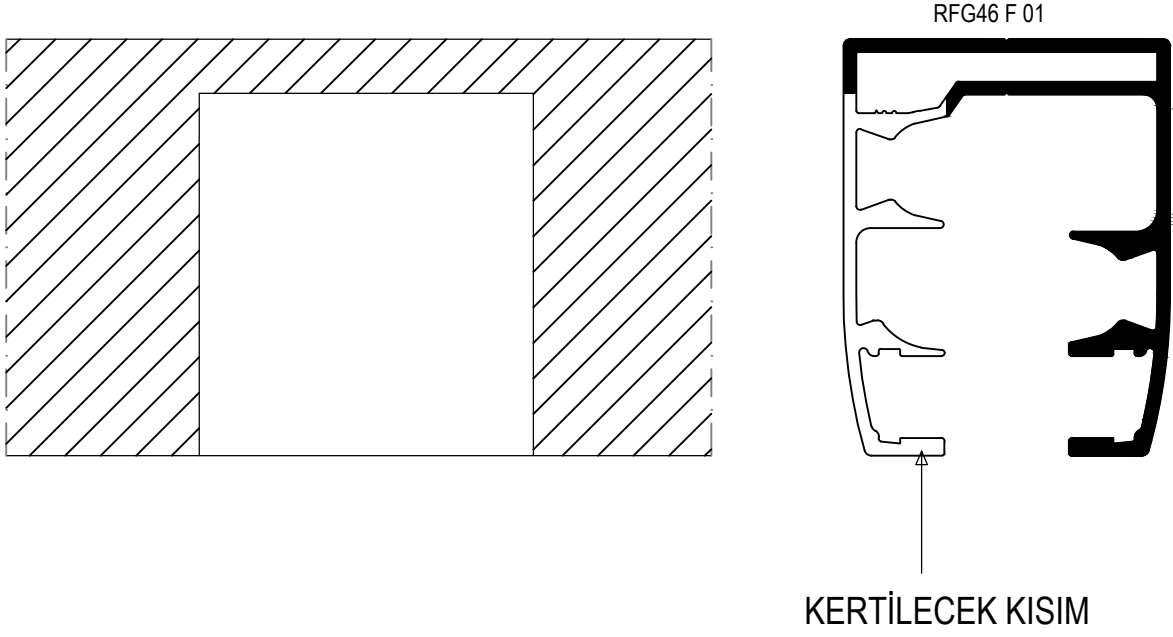




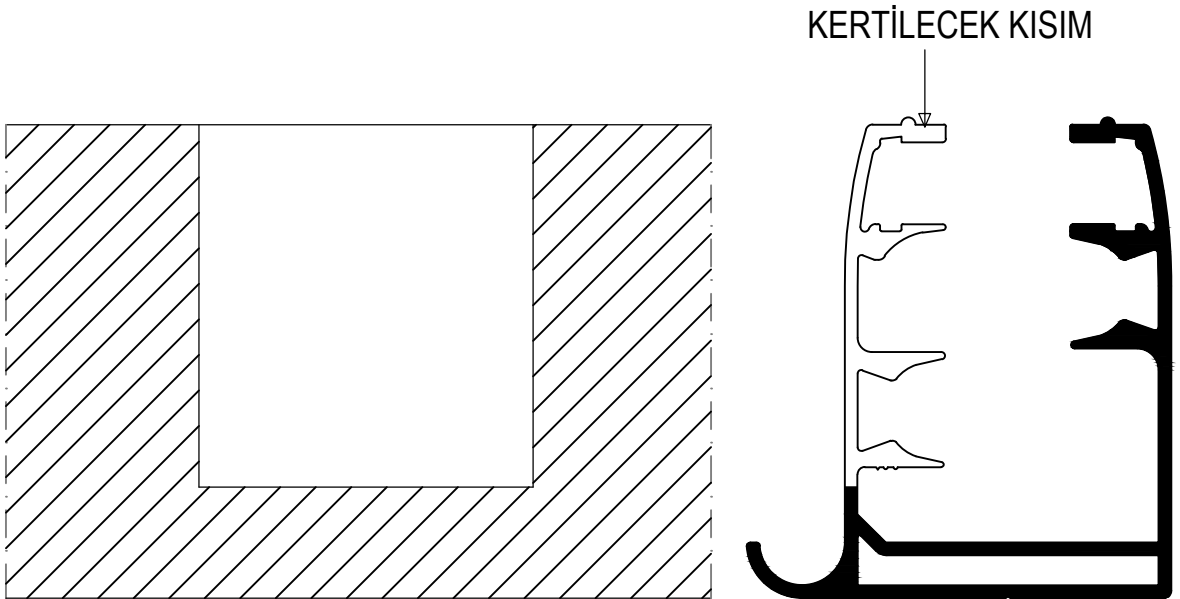
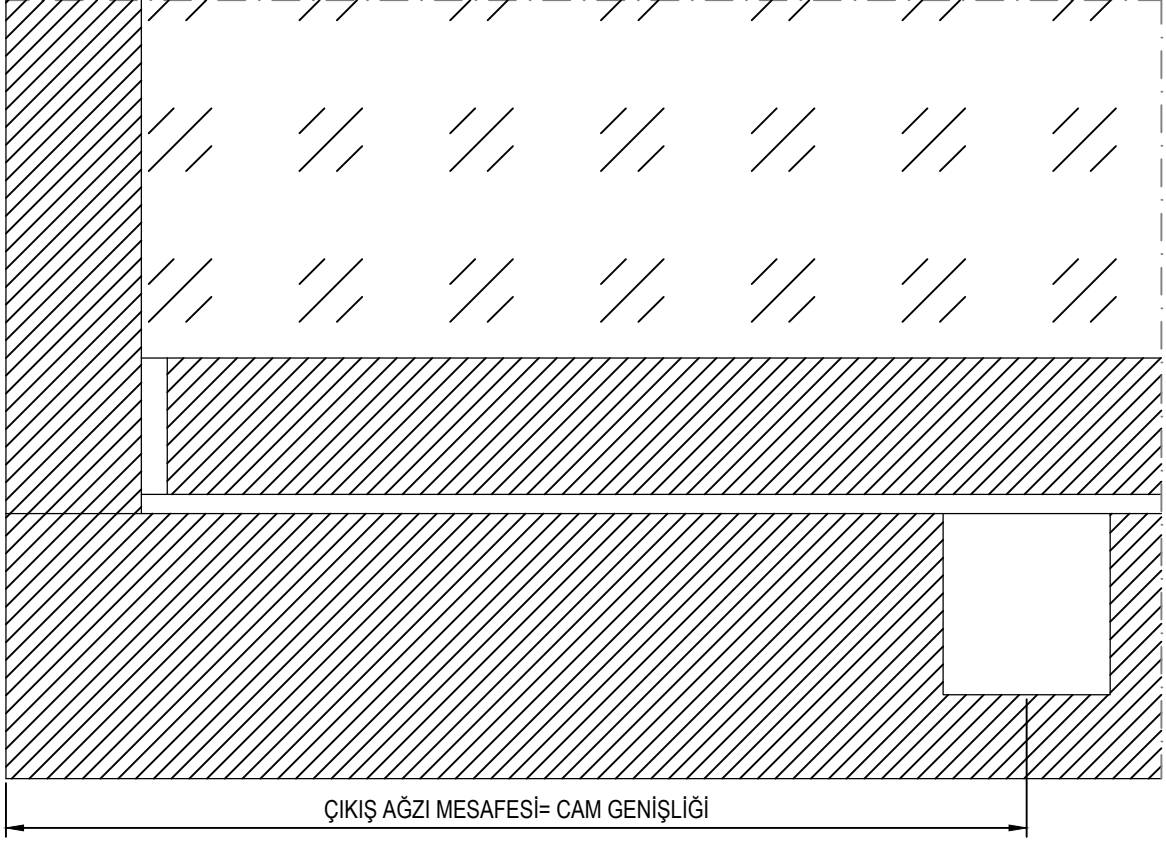
## KERTME ÖLÇÜSÜ (YAN DİKME)



## ÇIKIŞ AĞZI KERTME ÖLÇÜSÜ VE MESAFESİ (ÜST VE ALT KASA İÇİN)



## ÇIKIŞ AĞZI KERTME ÖLÇÜSÜ VE MESAFESİ (ALT KASA İÇİN)

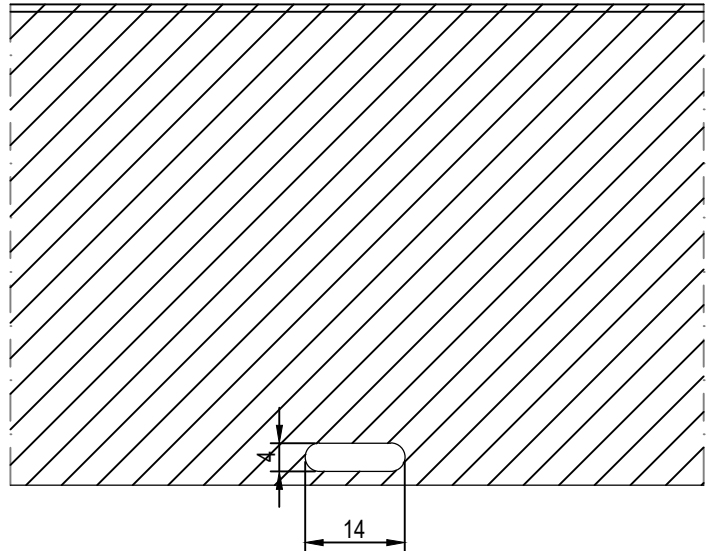
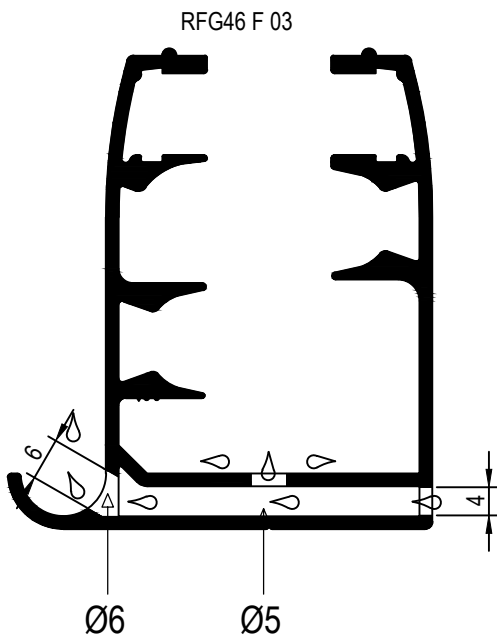
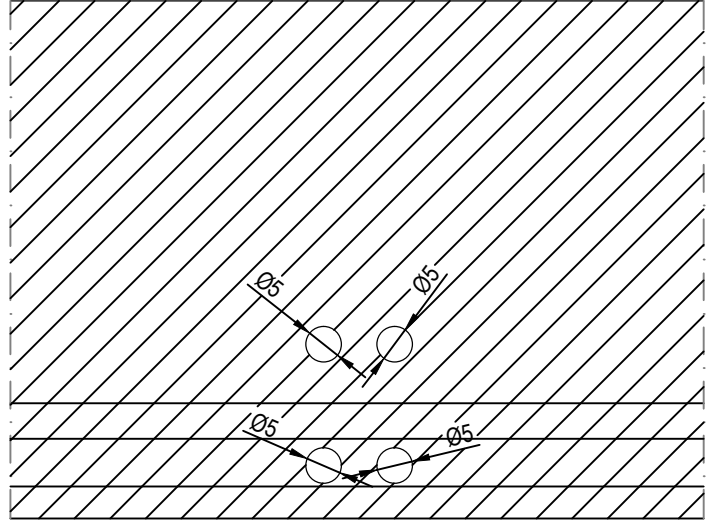
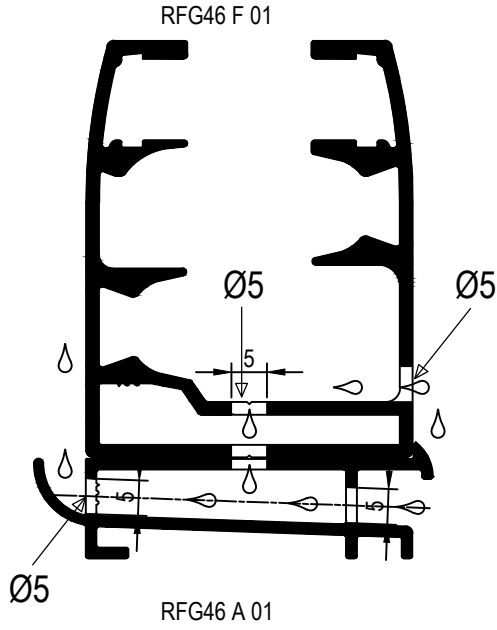




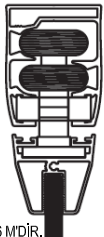
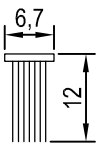


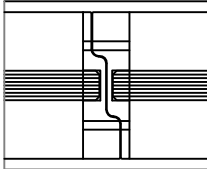
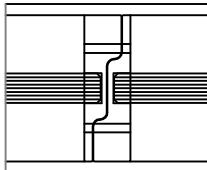

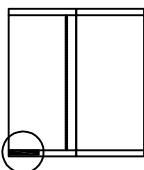
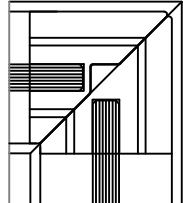


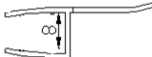
DETAYLAR

DETAILS

# RFG46



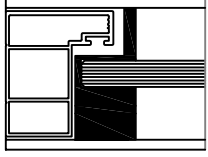
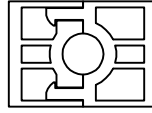
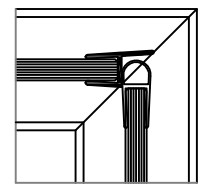



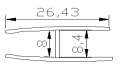
ÇIKIŞ AĞZI KERTME ÖLÇÜSÜ VE MESAFESİ (ALT KASALAR İÇİN)



	<p><b>01.18.50</b> AÇILI DÖNÜŞ FITİLİ CORNER GASKET</p> <p>Malzeme / Material: EPDM Ağırlık / Weight: 60 gr/m Paket / Package: 250 m /15 kg</p>			<p><b>25.02.05</b> OVAL KAPAK (162 ~180) OVAL CAP (162 ~ 180)</p> <p>Malzeme / Material: PVC</p>	
	<p><b>17.01.01</b> KİL FITİL 670X700 BRUSH 670X700</p> <p>Malzeme / Material Polipropilen / Polypropylene Paket / Package : 275 mt</p>			<p><b>25.02.09</b> KİLİTLİ TEKER ROLLER WITH LOCKER</p> <p>Malzeme / Material: PVC</p>	
	<p><b>17.01.04</b> KİL FITİL 670X1200 BRUSH 670X1200</p> <p>Malzeme / Material Polipropilen / Polypropylene Paket / Package : 275 mt</p>			<p><b>25.02.10</b> DÜZ TEKER SIMPLE ROLLER</p> <p>Malzeme / Material: PVC</p>	
	<p><b>25.02.02A</b> ARA KAPAK (SOL) MIDDLE CAP (LEFT)</p> <p>Malzeme / Material: PVC</p>			<p><b>25.02.17</b> MAFSALLI GÖNYE CORNER BRACKET</p>	
	<p><b>25.02.02B</b> ARA KAPAK (SAĞ) MIDDLE CAP (RIGHT)</p> <p>Malzeme / Material: PVC</p>			<p><b>25.02.31</b> STOPLAMA VENT HOLDER</p> <p>Malzeme / Material: PVC</p>	
	<p><b>25.02.03</b> 90° KAPAK CAP (90°)</p> <p>Malzeme / Material: PVC</p>			<p><b>25.02.33</b> IP CHAIN</p>	
	<p><b>25.02.04</b> 135° KAPAK CAP (135°)</p> <p>Malzeme / Material: PVC</p>			<p><b>25.02.34</b> YALITIM CAM FITİLİ GLASS GASKET (250 cm)</p>	


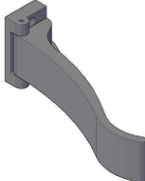
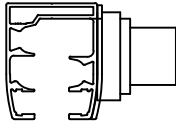


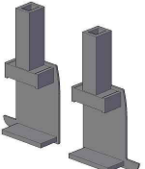
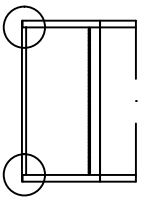
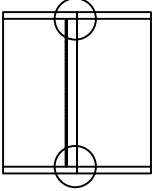




AKSESUARLAR  
ACCESSORIES

# RFG46

	<b>25.02.35</b> YALITIM CAM FİTİLİ GLASS GASKET (250 cm)			<b>25.02.44</b> FREN - ALT BRAKE (BOTTOM) Malzeme / Material: PVC-METAL BAĞLANTILI	
	<b>25.02.36</b> YALITIM CAM FİTİLİ GLASS GASKET (250 cm)			<b>25.02.45</b> FREN - ÜST BRAKE (UPPER) Malzeme / Material: PVC-METAL BAĞLANTILI	
	<b>25.02.39A</b> DİKME KAPAĞI (ALT) FINISH CAP (DOWN) Malzeme / Material: PVC			<b>25.02.46</b> SABİT MENTEŞE FIX HINGE Malzeme / Material: PVC	
	<b>25.02.39B</b> DİKME KAPAĞI (ÜST) FINISH CAP (UP) Malzeme / Material: PVC			<b>ÖNERİLİR - RECOMMENDED</b> <b>25.02.50</b> LÜKS KİLİTLİ METAL TEKER LUX ROLLER WITH LOCKER Malzeme / Material: Alüminyum Aluminium	
	<b>25.02.41</b> YALITIM CAM FİTİLİ GLASS GASKET (400 cm)			<b>ÖNERİLİR - RECOMMENDED</b> <b>25.02.51</b> LÜKS DÜZ TEKER LUX SIMPLE ROLLER Malzeme / Material: Alüminyum Aluminium	
	<b>25.02.42</b> YALITIM CAM FİTİLİ GLASS GASKET (400 cm)			<b>25.02.52</b> ZİNCİR CHAIN	
	<b>25.02.43</b> YALITIM CAM FİTİLİ GLASS GASKET (400 cm)			<b>25.02.61</b> YAN KAPAK (Rfg46 F 01 ile) SIDE CAP (For Rfg46 F 01) Malzeme / Material: PVC	











AKSESUARLAR  
ACCESSORIES

# RFG46

	<b>25.02.62</b> YALITIM CAM FİTİLİ GLASS GASKET 90°			<b>25.02.77</b> LÜKS ÇIKIŞ AĞZI LUX OUTLET CAP Malzeme / Material: PVC (25.02.78 ve 79 ile) (With 25.02.78 and 79)	
	<b>25.02.63</b> YALITIM CAM FİTİLİ GLASS GASKET 135°			<b>25.02.78</b> LÜKS BOYNUZ LUX HORN Malzeme / Material: PVC (25.02.77 ve 79 ile) (With 25.02.77 and 79)	
	<b>25.02.64</b> "T" STOPLAMA PARÇASI VENT HOLDER "T" PIECE			<b>25.02.79</b> LÜKS KİLİT LUX LOCK Malzeme / Material: PVC (25.02.77 ve 78 ile) (With 25.02.77 and 78)	
	<b>25.02.72</b> KİLİT ZİNCİRİ CHAIN FOR LOCK			<b>25.02.80</b> YAN KAPAK (Rfg46 F 03 ile) SIDE CAP (For Rfg46 F 03) Malzeme / Material: PVC	
	<b>25.02.73</b> KROM KULP CROM HOLDER			<b>25.02.81</b> BASİT KİLİT LOCK	
	<b>25.02.75</b> FREN - ALT BRAKE (BOTTOM) Malzeme / Material: PVC-EKO			<b>25.02.82</b> 3'LÜ FREN (PİMLE KULLANILIR) TRIPPLE BRAKE WITH PIN	
	<b>25.02.76</b> FREN - ÜST BRAKE (UPPER) Malzeme / Material: PVC-EKO			<b>25.02.83</b> 5'Lİ FREN (PİMLE KULLANILIR) BRAKE WITH PIN	

**AKSESUARLAR**  
ACCESSORIES

# RFG46

	<b>25.02.84</b> 7'Lİ FREN (PİMLE KULLANILIR) BRAKE WITH PIN			<b>25.02.89</b> ÜST 8'Lİ FREN BRAKE UPPER	
	<b>25.02.85</b> 8'Lİ FREN (PİMLE KULLANILIR) BRAKE WITH PIN			<b>25.02.90</b> EMNİYETLİ KİLİT SAFETY LOCK	
	<b>25.02.86A</b> PİMLİ FREN MENTEŞE (UZUN) BRAKE HINGE WITH PIN (LONG)			<b>25.02.91</b> STOPLAMA STOPER	
	<b>25.02.86B</b> PİMLİ FREN MENTEŞE (KISA) BRAKE HINGE WITH PIN (SHORT)				
	<b>25.02.87A</b> SAĞ KISA BOYNUZ SHORT HORN (RIGHT)  Max. Doğrama Ölçüsü Max. Window Dimension H:1200mm L:300 mm				
	<b>25.02.87B</b> SOL KISA BOYNUZ SHORT HORN (LEFT)  Max. Doğrama Ölçüsü Max. Window Dimension H:1200mm L:300 mm				
	<b>25.02.88</b> ALT 8'Lİ FREN BRAKE BOTTOM				