

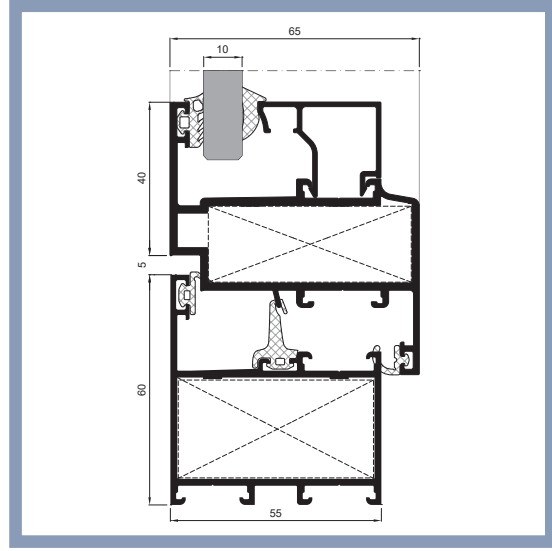

MİMARİ KATALOG
ARCHITECTURAL CATALOGUE

Alüminyum Kapı Pencere ve Giydirme Cephe Sistemleri
Aluminium Door Window and Facade Systems

RESCARA



RW55



TEKNİK ÖZELLİKLER / TECHNICAL PROPERTIES

KASA DERİNLİĞİ / FRAME DEPTH	55 mm
KANAT DERİNLİĞİ / VENT DEPTH	65 mm
PROFİL ET KALINLIĞI / PROFILE WALL THICKNESS	1,4/1,8/2 mm
MAKS. CAM KALINLIĞI / MAX. GLASS THICKNESS	36 mm

KULLANIM SEÇENEKLERİ / APPLICATION ALTERNATIVES

	KAPI DOOR	PENCERE WINDOW
İÇE AÇILIR / INWARD OPENING	•	•
DIŞA AÇILIR / OUTWARD OPENING	•	
VASİSTAS / BOTTOM HUNG		•
İÇE AÇILIR HEMYÜZ KAPI / INWARD-OPENING COPLANAR DOOR	•	
ÇİFT EKSEN AÇILIM / TILT&TURN OPENING	•	•
CARPMA KAPI / SWINGING DOOR	•	
ÇEK & SÜR / TILT&SLIDE	•	•
PİVOT / PIVOT		•

MİMARİ KATALOG ARCHITECTURAL CATALOGUE

Alüminyum Kapı Pencere ve Giydirme Cephe Sistemleri
Aluminium Door Window and Facade Systems



Rescara Sistem Detayları
Rescara System Details

RW55

PROFİLLER

PROFILES

01

02

03

04

05

06

07

08

09

10

11

12

KASA PROFİLLERİ FRAME PROFILES

RW55

KOD / CODE	AĞIRLIK (kg/m) / WEIGHT	Jxx cm ⁴	Jyy cm ⁴	L m	
55 F 01	1,188	18,070	11,717	6	
55 F 02	1,485	24,931	30,822	6	
55 F 08	0,984	15,042	9,902	6	
55 F 09	1,136	19,101	24,585	6	

01

02

03

04

05

06

07

08

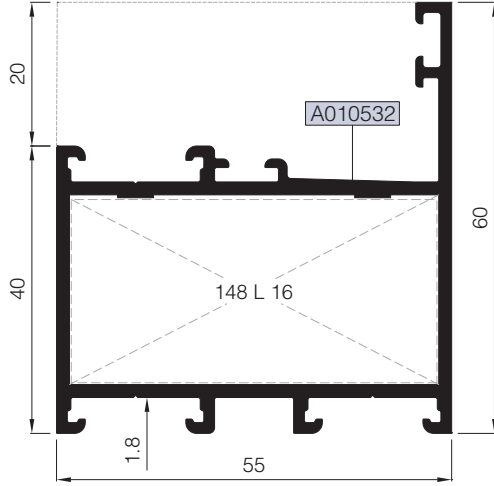
09

10

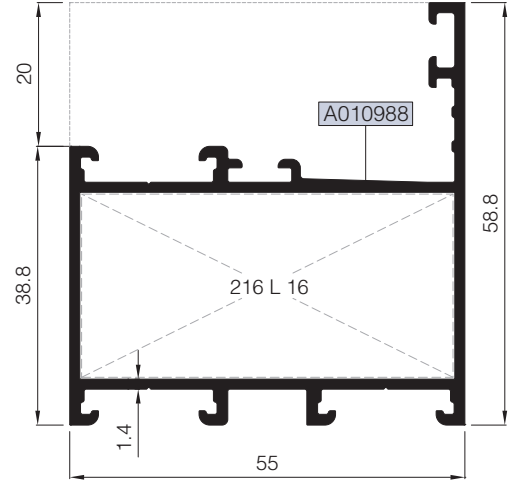
11

12

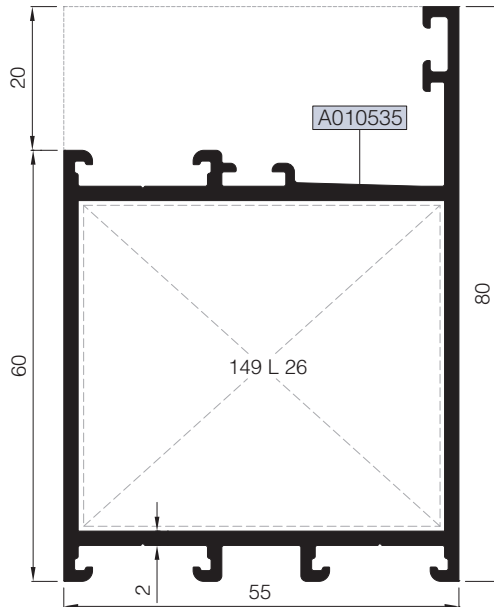
55 F 01



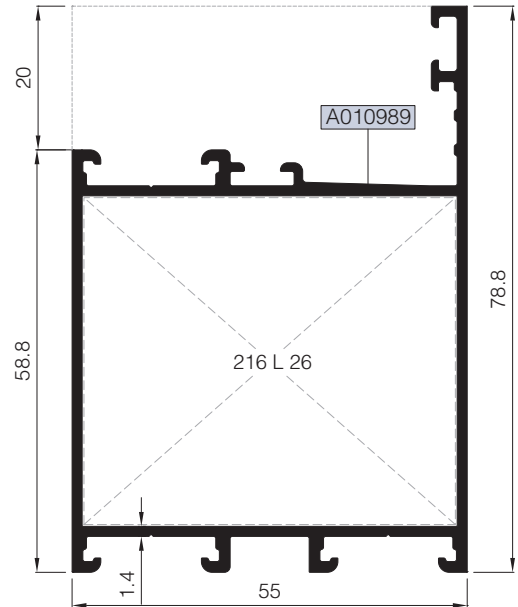
55 F 08



55 F 02



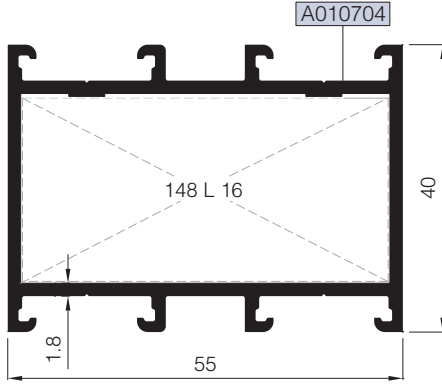
55 F 09



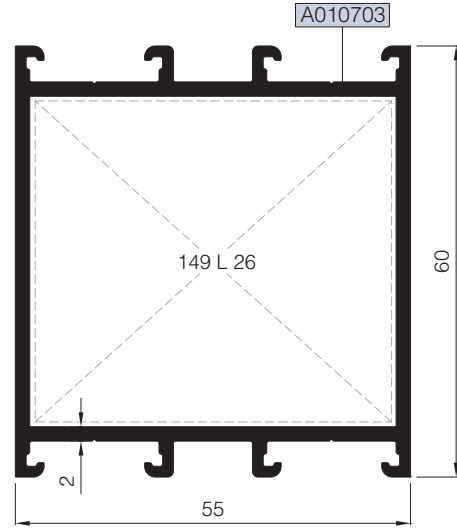
Nr		L m	KESİM ÖLÇÜSÜ CUTTING SIZE	AKS. KODU ACS. CODE
55 F 01	A010532	25 L 16 (A002061)	51,1 mm	148 L 16
55 F 02	A010535	25 L 26 (A010540)	50,7 mm	149 L 26
55 F 08	A010988	25 L 16 (A002061)	51,9 mm	216 L 16
55 F 09	A010989	25 L 26 (A010540)	51,9 mm	216 L 26

KOD / CODE	AĞIRLIK (kg/m) / WEIGHT	Jxx cm4	Jyy cm4	L m	
55 F 03	1,067	15,379	7,681	6	
55 F 04	1,357	22,024	23,460	6	
55 F 05	1,475	23,612	30,167	6	
55 F 14	1,039	14,232	4,405	6	

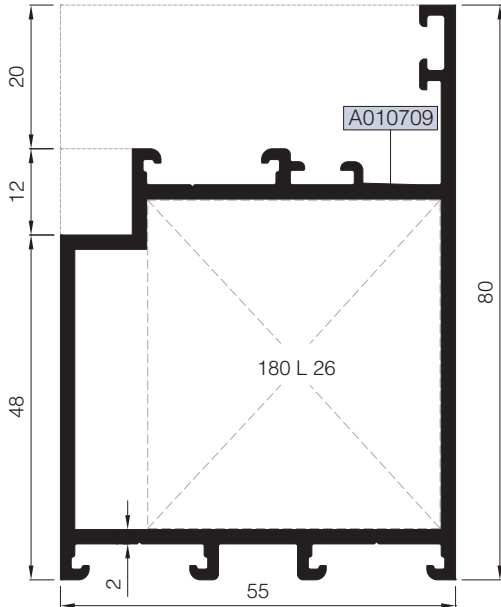
55 F 03



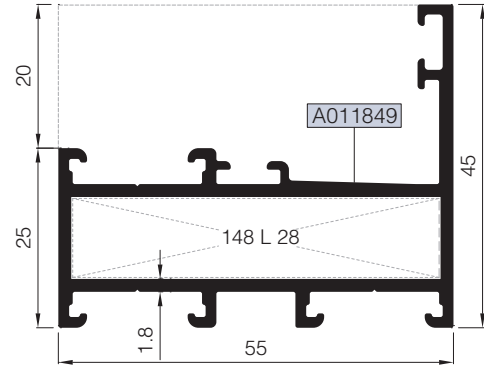
55 F 04



55 F 05



55 F 14



HEMYÜZ KAPI KASA PROFİLİ
FLUSH DOOR FRAME PROFILE

Nr		L m	KESİM ÖLÇÜSÜ CUTTING SIZE	AKS. KODU ACS. CODE
55 F 03	A010704	25 L 16 (A002061)	51,1 mm	148 L 16
55 F 04	A010703	25 L 26 (A010540)	50,7 mm	149 L 26
55 F 05	A010709	25 L 26 (A010540)	40,7 mm	180 L 26
55 F 14	A011849	25 L 28 (A010542)	51,1 mm	148 L 28

KASA PROFİLLERİ
FRAME PROFILES

RW55

KOD / CODE	AĞIRLIK (kg/m) / WEIGHT	Jxx cm ⁴	Jyy cm ⁴	L m	
55 F 11	1,172	23,482	22,086	6	
55 F 13	1,096	17,598	9,019	6	

01

02

03

04

05

06

07

08

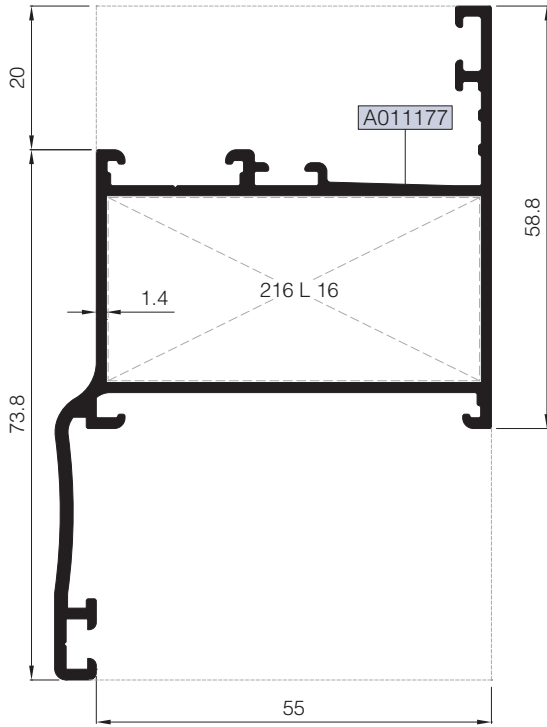
09

10

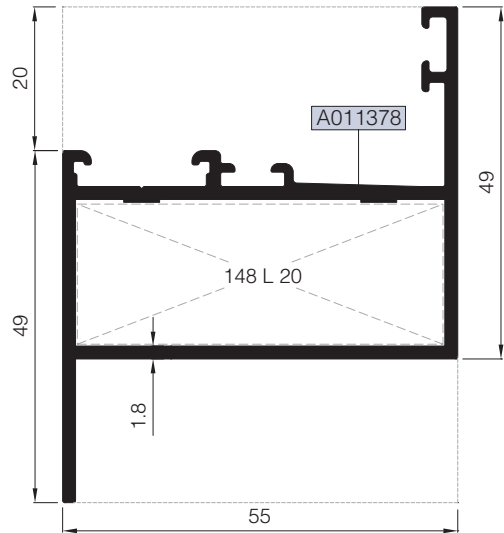
11

12

55 F 11



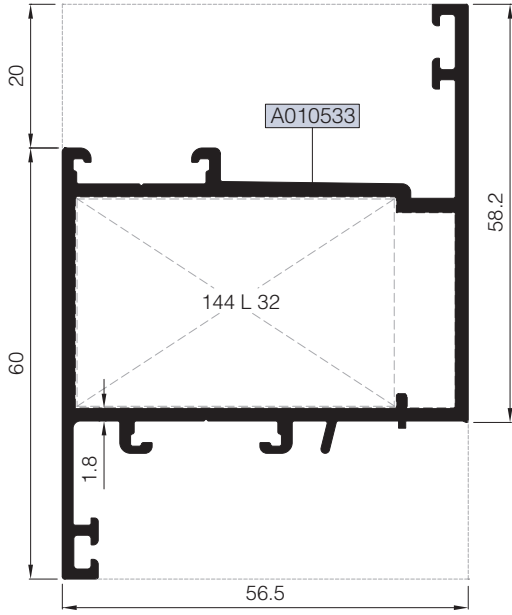
55 F 13



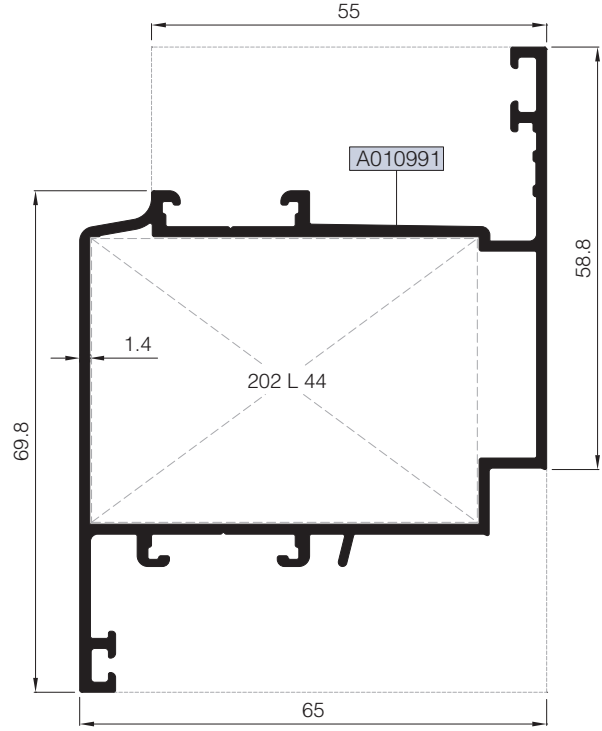
Nr		L m	KESİM ÖLÇÜSÜ CUTTING SIZE	AKS. KODU ACS. CODE
55 F 11	A011177	25 L 16 (A002061)	51,9 mm	216 L 16
55 F 13	A011378	25 L 20 (A002166)	51,1 mm	148 L 20

KOD / CODE	AĞIRLIK (kg/m) / WEIGHT	Jxx cm ⁴	Jyy cm ⁴	L m	
55 V 01	1,300	22,636	17,858	6	
55 V 02	1,324	26,941	11,677	6	
55 V 08	1,073	22,301	9,889	6	
55 V 09	1,225	27,968	24,809	6	

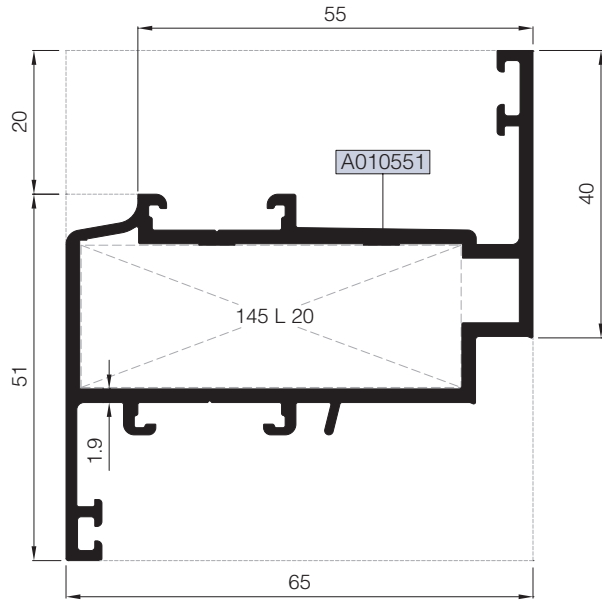
55 V 01



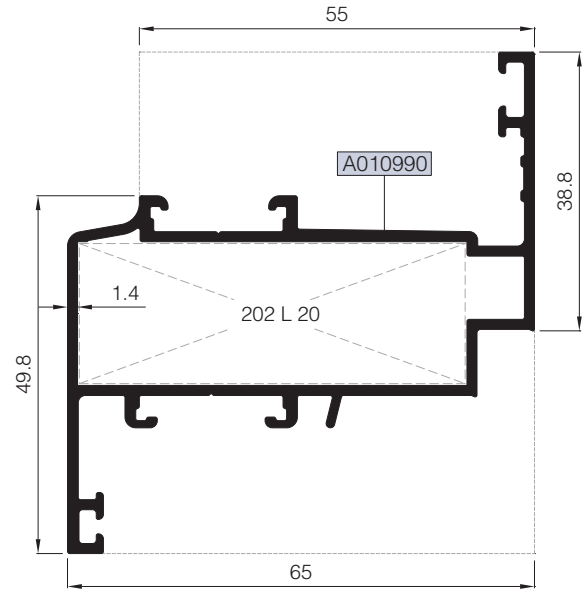
55 V 09



55 V 02



55 V 08



Nr		L m	KESİM ÖLÇÜSÜ CUTTING SIZE	AKS. KODU ACS. CODE
55 V 01	A010533	25 L 32 (A002430)	44,4 mm	144 L 32
55 V 02	A010551	25 L 20 (A002166)	52,9 mm	145 L 20
55 V 08	A010990	25 L 20 (A002166)	53,6 mm	202 L 20
55 V 09	A010991	25 L 44 (A010786)	53,6 mm	202 L 44

KANAT PROFİLLERİ
VENT PROFILES

RW55

KOD / CODE	AĞIRLIK (kg/m) / WEIGHT	Jxx cm ⁴	Jyy cm ⁴	L m	
55 V 03	1,795	43,256	58,977	6	
55 V 07	1,741	42,780	56,443	6	

01

02

03

04

05

06

07

08

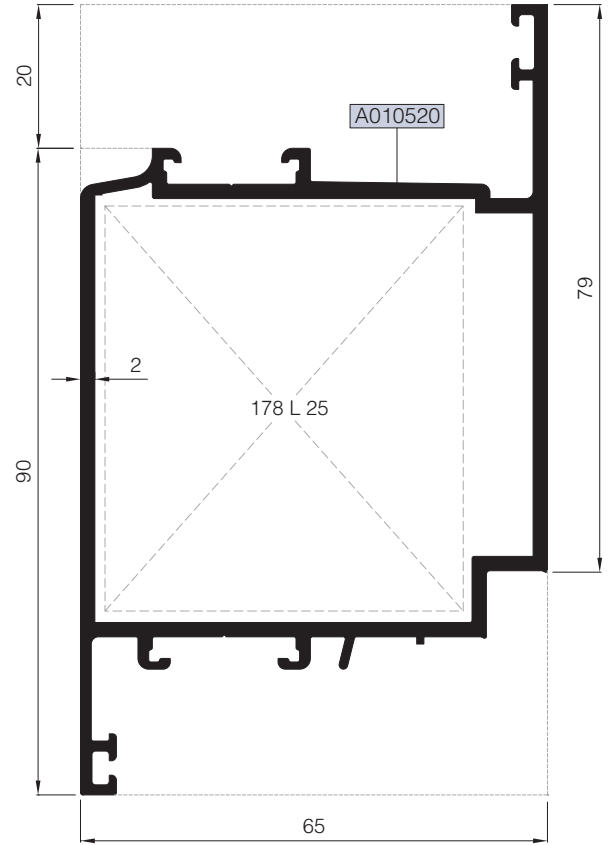
09

10

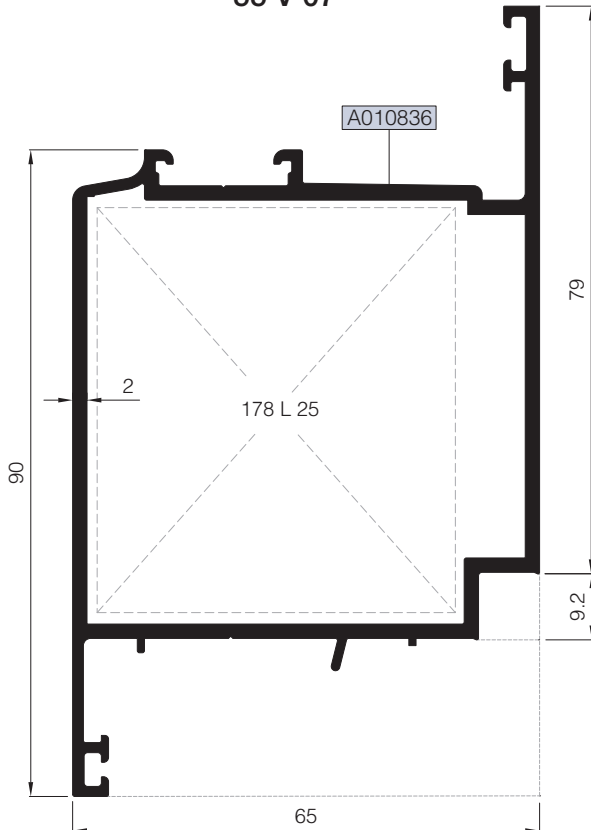
11



12

55 V 03



55 V 07

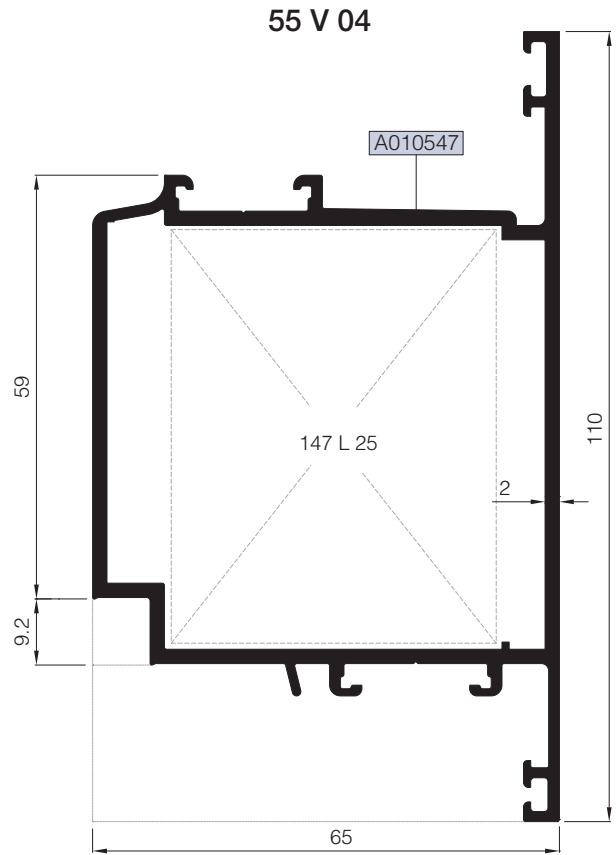
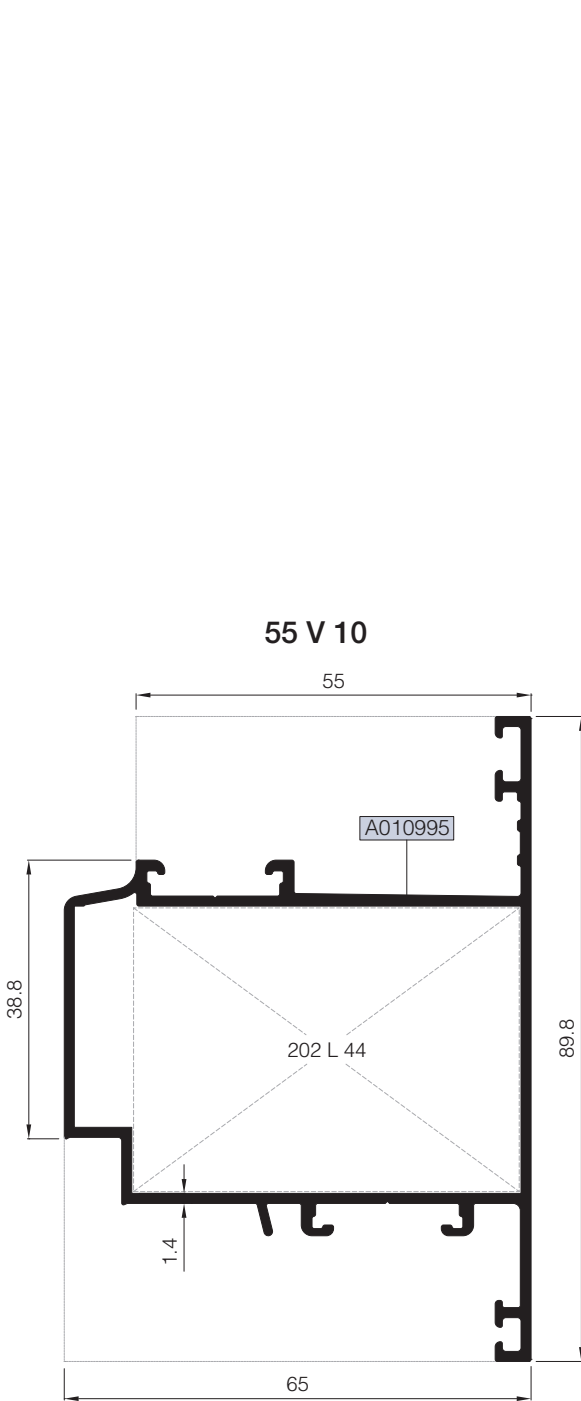


Nr		 L m	KESİM ÖLÇÜSÜ CUTTING SIZE	 AKS. KODU ACS. CODE
55 V 03	A010520	25 L 25 (A010539)	52,2 mm	178 L 25
55 V 07	A010836	25 L 25 (A010539)	52,2 mm	178 L 25

KANAT PROFİLLERİ
VENT PROFILES

RW55

KOD / CODE	AĞIRLIK (kg/m) / WEIGHT	Jxx cm ⁴	Jyy cm ⁴	L m	
55 V 04	1,794	41,284	59,097	6	
55 V 10	1,216	25,536	24,658	6	



01

02

03

04

05

06

07

08

09

10

11

12

Nr		L m	KESİM ÖLÇÜSÜ CUTTING SIZE	AKS. KODU ACS. CODE
55 V 04	A010547	25 L 25 (A010539)	46,7 mm	147 L 25
55 V 10	A010995	25 L 44 (A010786)	53,6 mm	202 L 44

KANAT VE ADAPTÖR PROFİLLERİ

VENT AND ADAPTER PROFILES

RW55

KOD / CODE	AĞIRLIK (kg/m) / WEIGHT	Jxx cm4	Jyy cm4	L m	
55 V 05	1,694	30,235	55,446	6	
55 A 06	0,826	-----	-----	6	

01

02

03

04

05

06

07

08

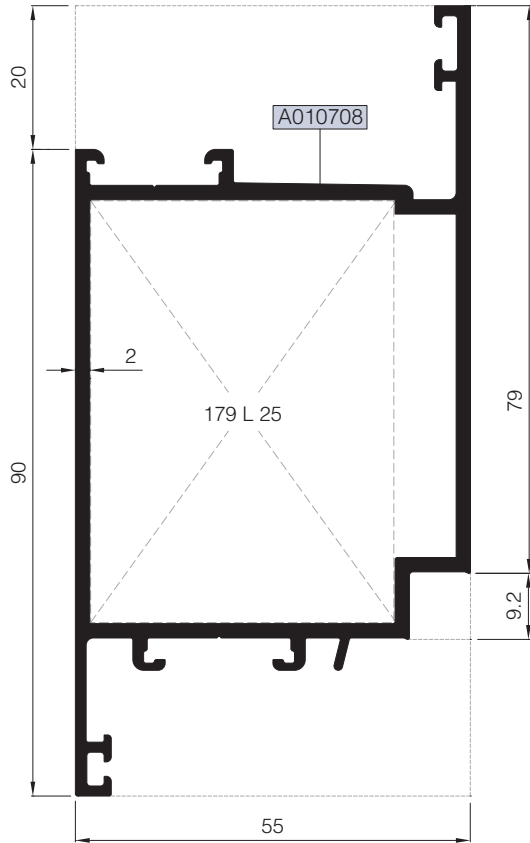
09

10

11

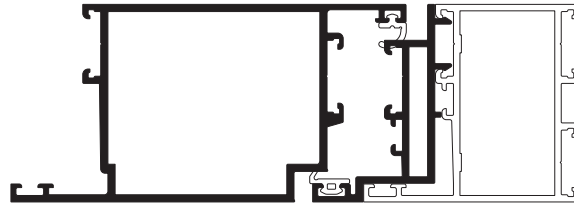
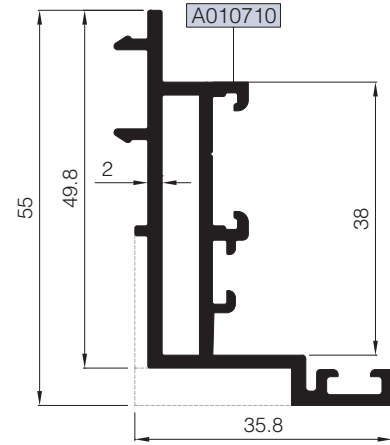
12

55 V 05



HEMYÜZ KAPI KANAT PROFİLİ
FLUSH DOOR VENT PROFILE

55 A 06



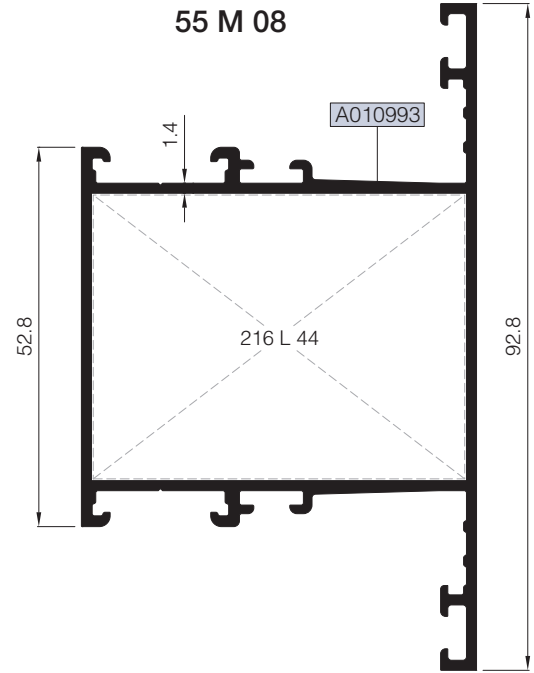
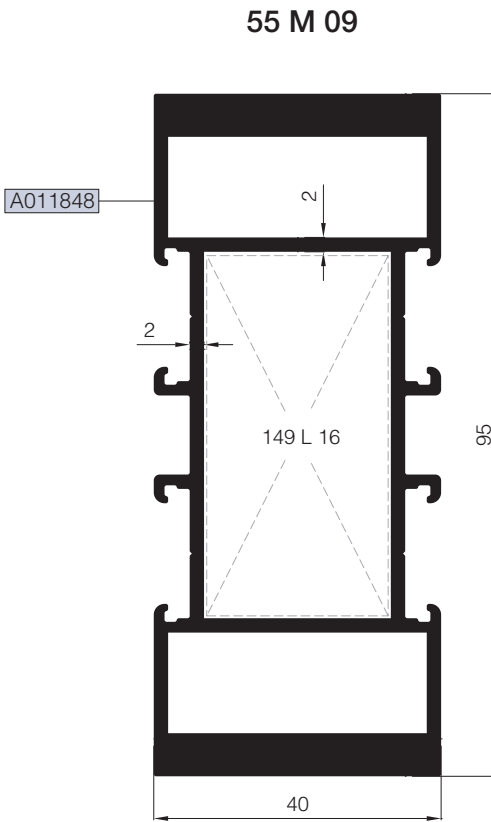
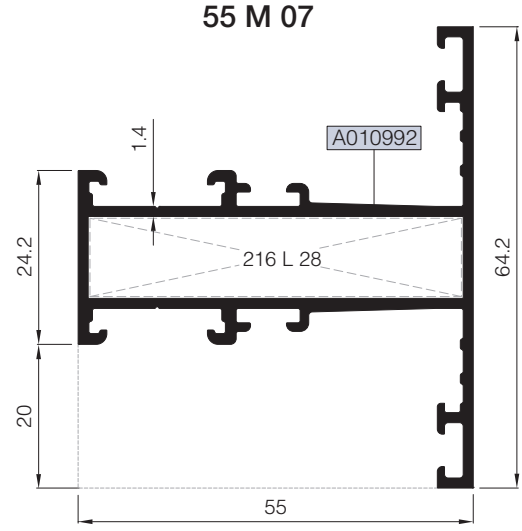
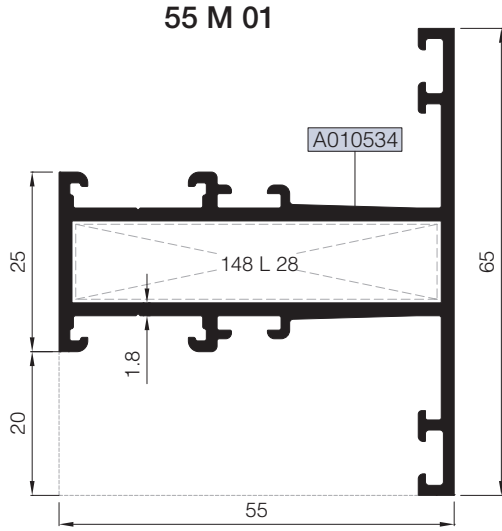
55 V 05

55 A 06

Ölçek/Scale: 1/2

Nr		L m	KESİM ÖLÇÜSÜ CUTTING SIZE	AKS, KODU ACS, CODE
55 V 05	A010708	25 L 25 (A010539)	42,2 mm	179 L 25

KOD / CODE	AĞIRLIK (kg/m) / WEIGHT	Jxx cm ⁴	Jyy cm ⁴	L m	
55 M 01	1,163	16,229	7,332	6	
55 M 07	0,980	13,943	6,566	6	
55 M 08	1,197	19,890	25,844	6	
55 M 09	2,745	125,091	18,463	6	



Nr		L m	KESİM ÖLÇÜSÜ CUTTING SIZE	AKS. KODU ACS. CODE
55 M 01	A010534	25 J 07(A010652)	10,9 mm	152 J 07
55 M 07	A010992	25 J 07(A010652)	10,9 mm	152 J 07
55 M 08	A010993	25 J 07(A010652)	39,7 mm	187 J 07
55 M 09	A011848	25 J 07(A010652)	25,5 mm	135 J 07
Nr		L m	KESİM ÖLÇÜSÜ CUTTING SIZE	AKS. KODU ACS. CODE
55 M 01	A010534	25 L 28 (A010542)	51,1 mm	148 L 28
55 M 07	A010992	25 L 28 (A010542)	51,9 mm	216 L 28
55 M 08	A010993	25 L 44 (A010786)	51,9 mm	216 L 44
55 M 09	A011848	25 L 16 (A002061)	50,7 mm	149 L 16

01

02

03

04

05

06

07

08

09

10

11

12

ORTA KAYIT PROFİLLERİ
MULLION PROFILES

RW55

KOD / CODE	AĞIRLIK (kg/m) / WEIGHT	Jxx cm4	Jyy cm4	L m	
55 M 02	1,349	20,507	17,255	6	
55 M 03	1,593	27,562	41,009	6	
55 M 04	2,098	37,603	114,327	6	
55 M 05	1,485	20,877	17,806	6	

01

02

03

04

05

06

07

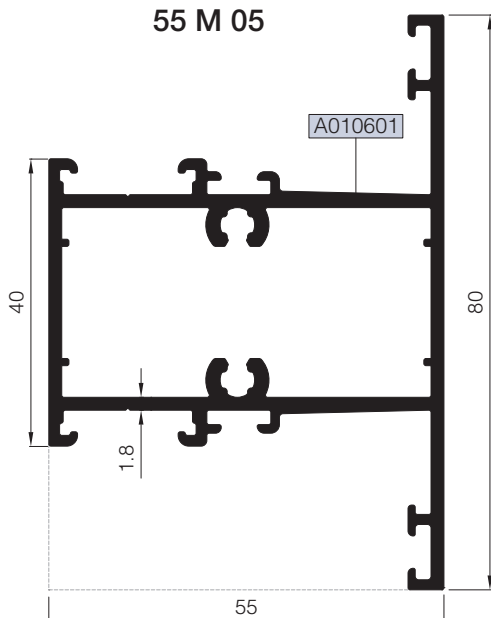
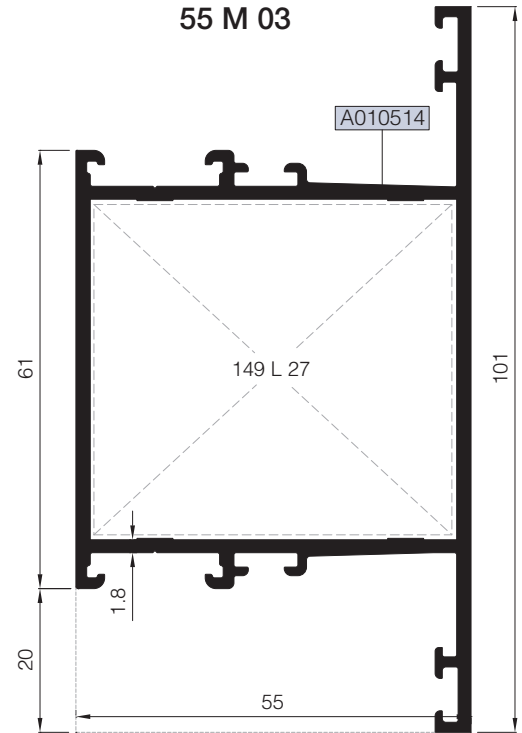
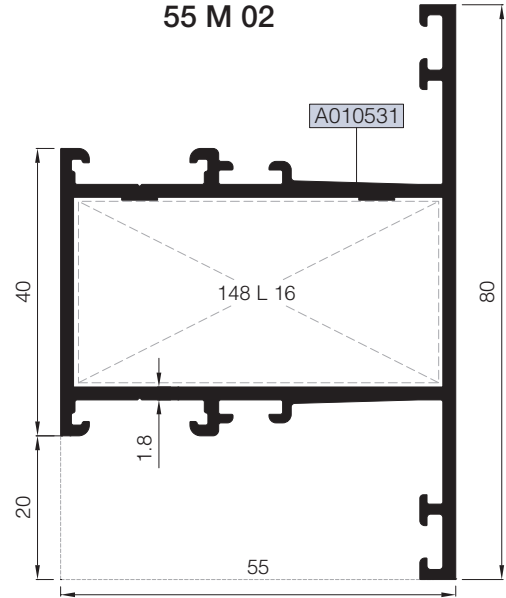
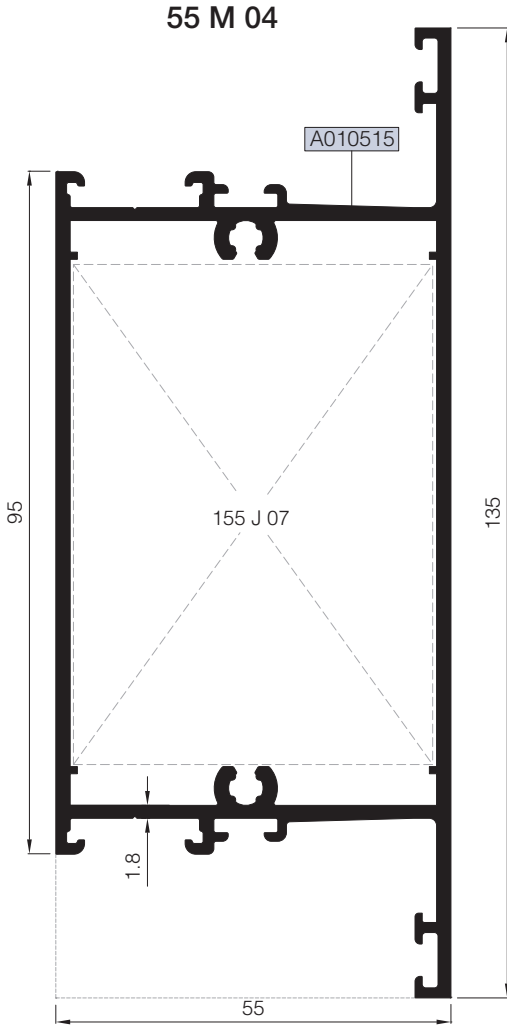
08

09

10

11

12



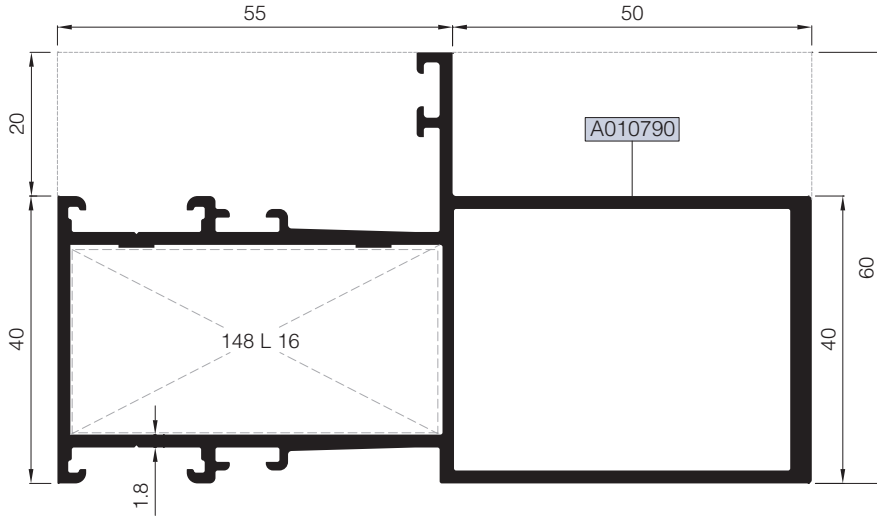
Nr		L m	KESİM ÖLÇÜSÜ CUTTING SIZE	AKS. KODU ACS. CODE
55 M 02	A010531	25 J 07 (A010652)	25,5 mm	135 J 07
55 M 03	A010514	25 J 07 (A010652)	46,5 mm	154 J 07
55 M 04	A010515	25 J 07 (A010652)	70,1 mm	155 J 07
55 M 05	A010601	25 J 07 (A010652)	15,1 mm	153 J 07
Nr		L m	KESİM ÖLÇÜSÜ CUTTING SIZE	AKS. KODU ACS. CODE
55 M 02	A010531	25 L 16 (A002061)	51,1 mm	148 L 16
55 M 03	A010514	25 L 27 (A010541)	50,7 mm	149 L 27

TAKVİYELİ KASA VE ORTA KAYIT PROFİLLERİ
FRAME AND MULLION PROFILES

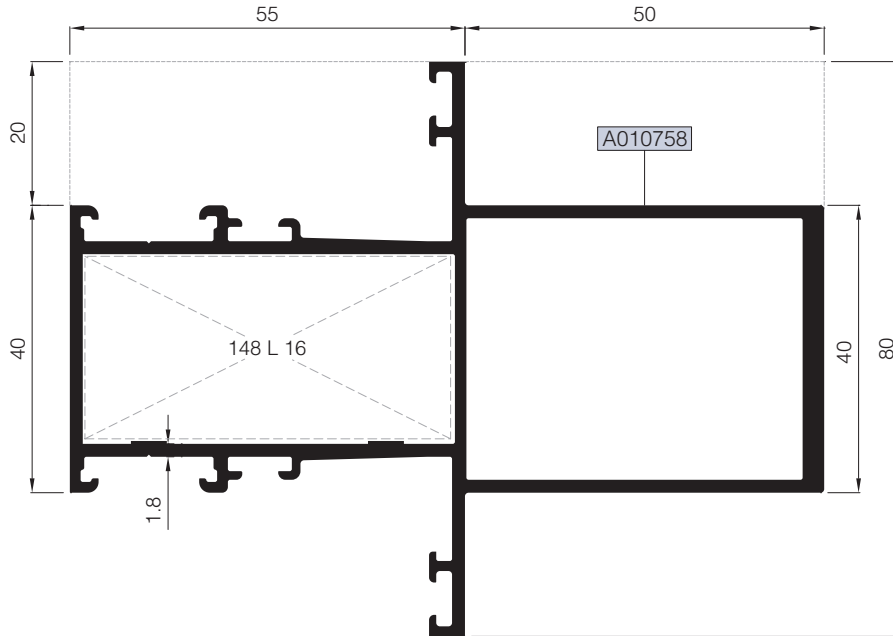
RW55





KOD / CODE	AĞIRLIK (kg/m) / WEIGHT	Jxx cm ⁴	Jyy cm ⁴	L m	
55 F 06	1,961	86,050	19,744	6	
55 M 06	2,095	86,060	25,054	6	

55 F 06



55 M 06



Nr		 L m	KESİM ÖLÇÜSÜ CUTTING SIZE	 AKS. KODU ACS. CODE
55 F 06	A010790	25 L 16 (A002061)	51,1 mm	148 L 16
55 M 06	A010758	25 L 16 (A002061)	51,1 mm	148 L 16
Nr		 L m	KESİM ÖLÇÜSÜ CUTTING SIZE	 AKS. KODU ACS. CODE
55 M 06	A010758	25 J 07 (A010652)	25,5 mm	135 J 07

01

02

03

04

05

06

07

08

09

10

11

12

ETEK PROFİLLERİ
KICK PLATE PROFILES

RW55

KOD / CODE	AĞIRLIK (kg/m) / WEIGHT	Jxx cm ⁴	Jyy cm ⁴	L m	
55 K 01	2,576	52,197	269,51	6	
55 K 03	1,702	9,804	1,050	6	
55 K 02	0,795	31,989	103,10	6	

01

02

03

04

05

06

07

08

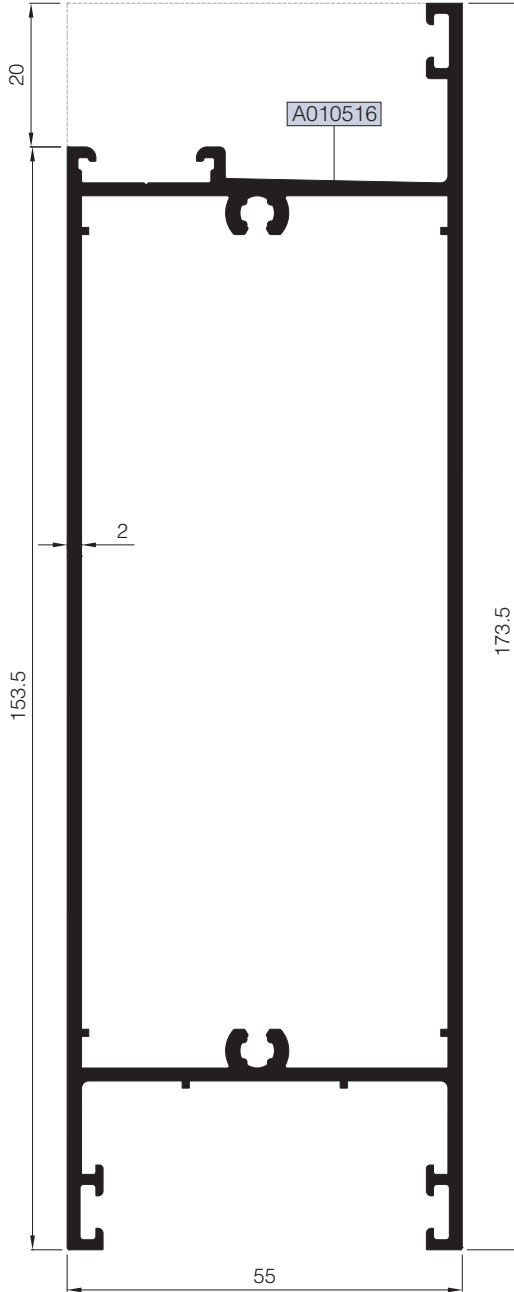
09

10

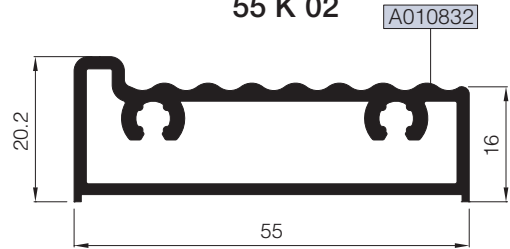
11

12

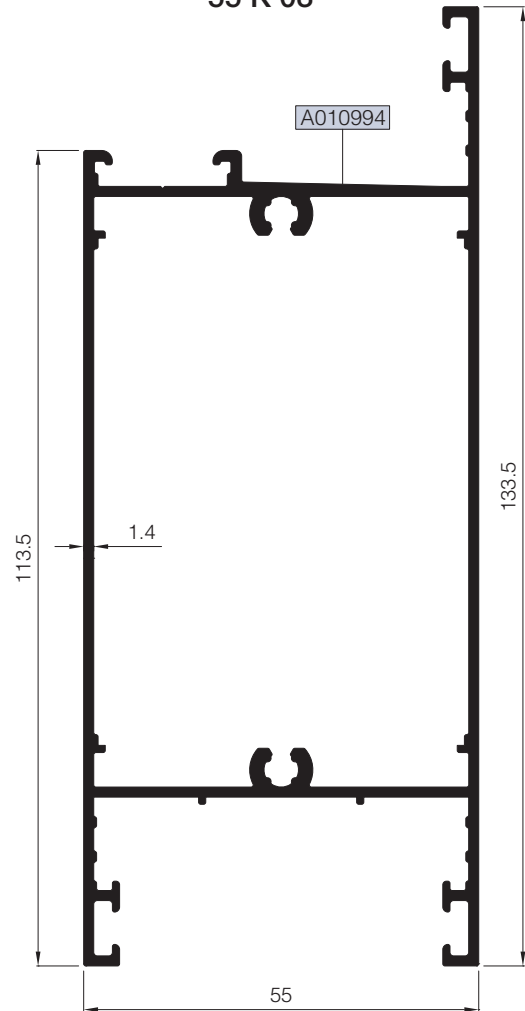
55 K 01



55 K 02



55 K 03




Nr		L m	KESİM ÖLÇÜSÜ CUTTING SIZE	AKS. KODU ACS. CODE
55 K 01	A010516	25 J 07 (A010652)	110,1 mm	156 J 07
55 K 03	A010994	25 J 07 (A010652)	70,1 mm	155 J 07

ORTA KAYIT PROFİLLERİ
MULLION PROFILES

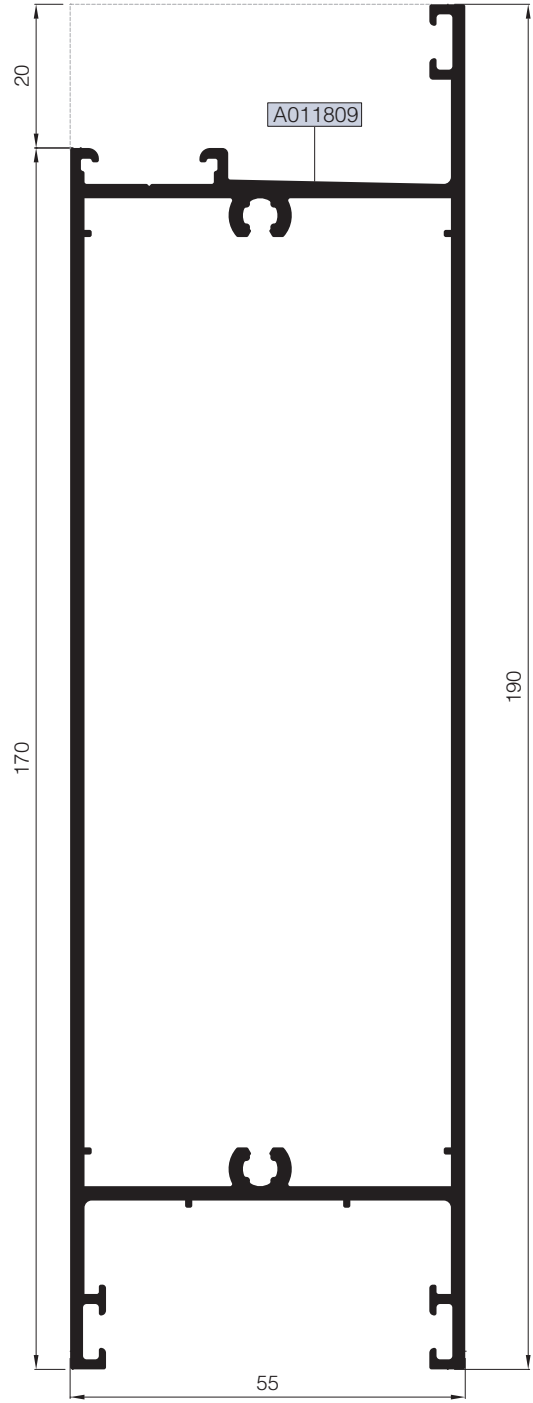
RW55

KOD / CODE	AĞIRLIK (kg/m) / WEIGHT	Jxx cm4	Jyy cm4	L m	
55 K 04	2,707	363,114	53,457	6	
55 K 05	2,810	361,009	57,279	6	

55 K 04



55 K 05



01

02

03

04

05

06

07



08

09

10

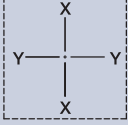
11

12

Nr		 L m	KESİM ÖLÇÜSÜ CUTTING SIZE	 AKS. KODU ACS. CODE
55 K 04	A011808	25 J 07 (A010652)	144,8 mm	338 J 07
55 K 05	A011809	25 J 07 (A010652)	126,3 mm	339 J 07

ADAPTÖR PROFİLLERİ
ADAPTER PROFILES

RW55

KOD / CODE	AĞIRLIK (kg/m) / WEIGHT	Jxx cm4	Jyy cm4	L m	
55 A 08	1,136	----	----	6	
55 A 14	1,098	----	----	6	

01

02

03

04

05

06

07

08

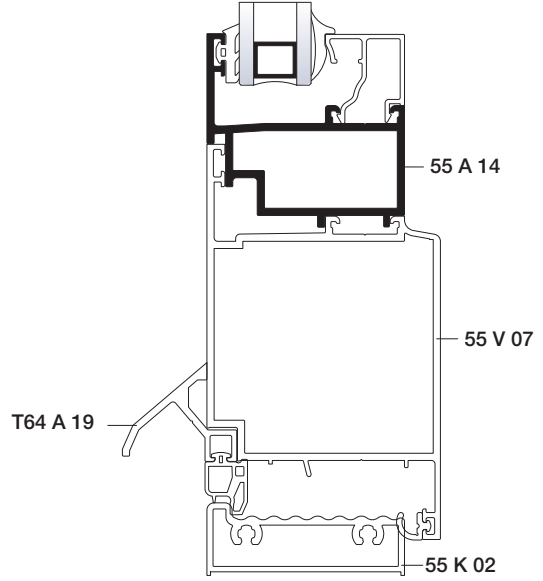
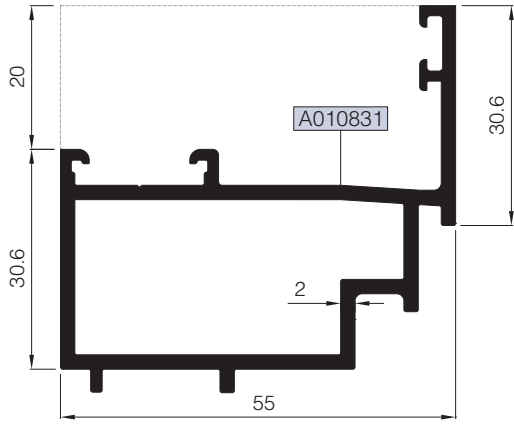
09

10

11

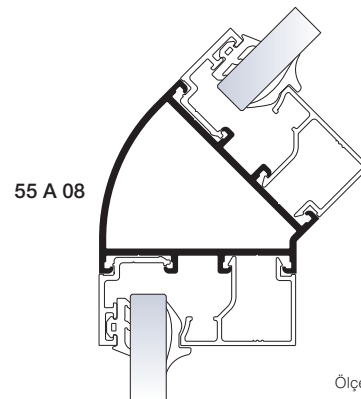
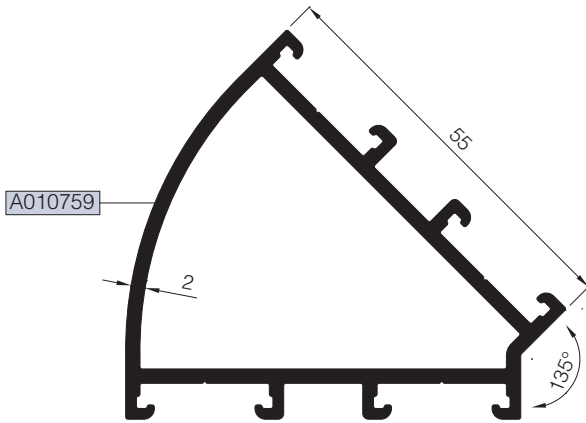
12

55 A 14



Ölçek/Scale: 1/2

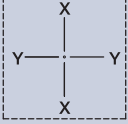
55 A 08

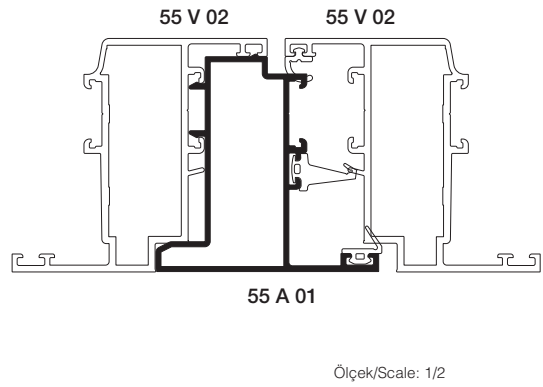
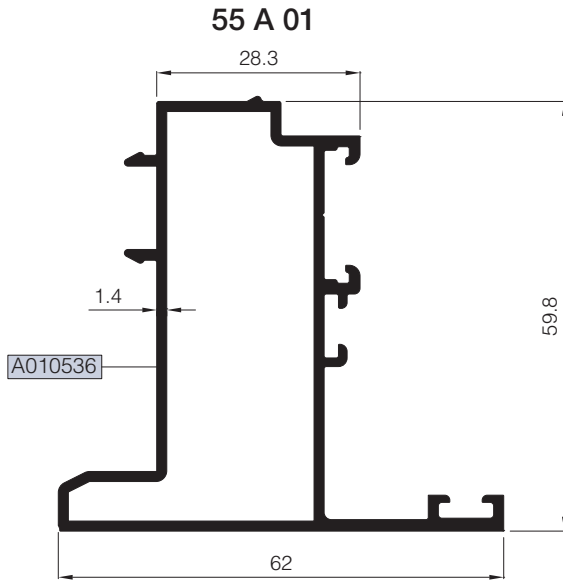
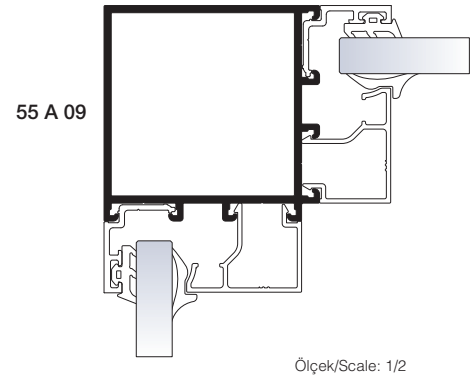
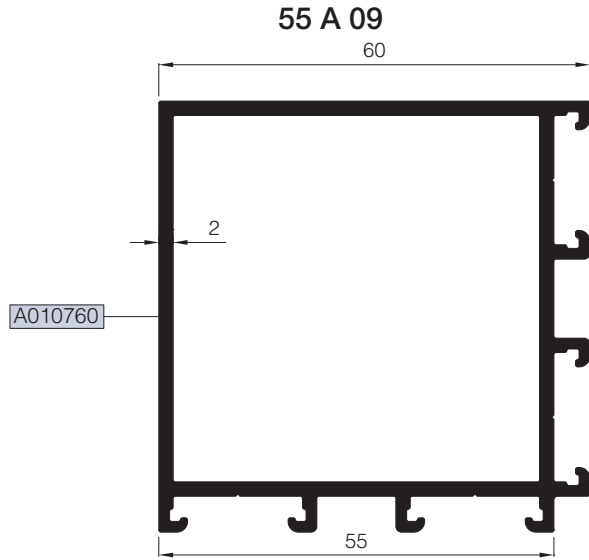


Ölçek/Scale: 1/2

ADAPTÖR PROFİLLERİ
ADAPTER PROFILES

RW55

KOD / CODE	AĞIRLIK (kg/m) / WEIGHT	Jxx cm4	Jyy cm4	L m	
55 A 09	1,412	----	----	6	
55 A 01	0,978	----	----	6	



01

02

03

04

05

06

07

08

09

10

11

12

ADAPTÖR PROFİLLERİ
ADAPTER PROFILES

RW55

KOD / CODE	AĞIRLIK (kg/m) / WEIGHT	Jxx cm4	Jyy cm4	L m	
55 A 02	0,936	----	----	6	
55 A 12	1,025	----	----	6	
55 A 13	0,897	----	----	6	

01

02

03

04

05

06

07

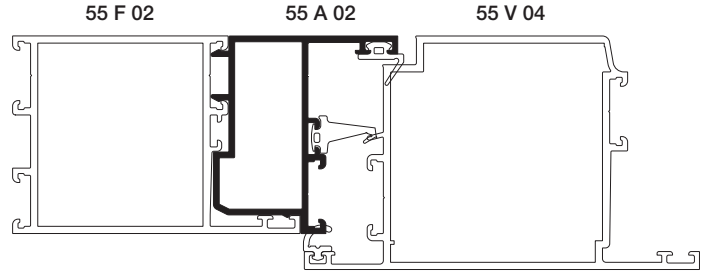
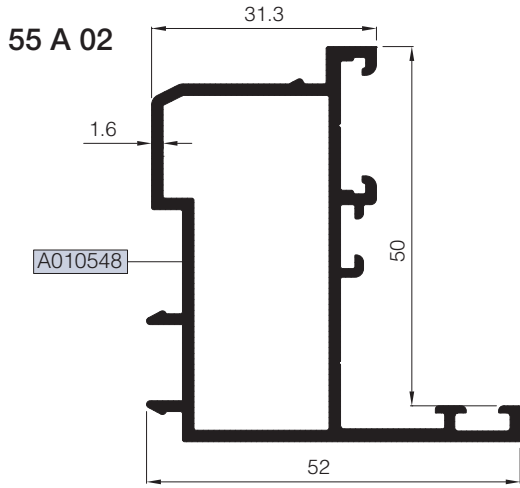
08

09

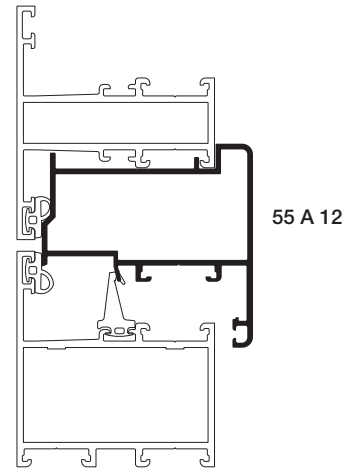
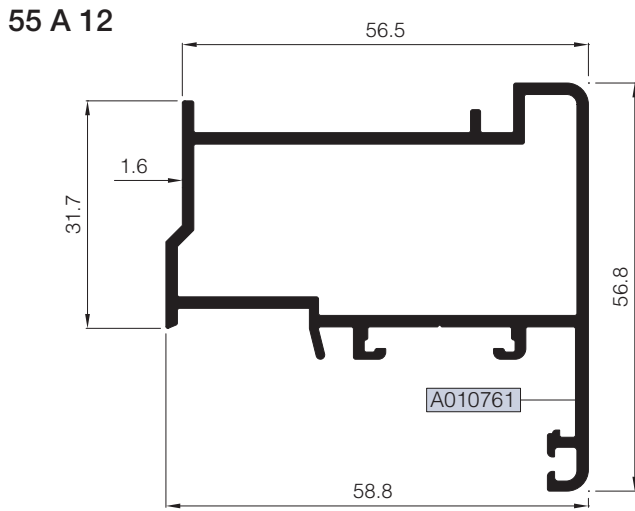
10

11

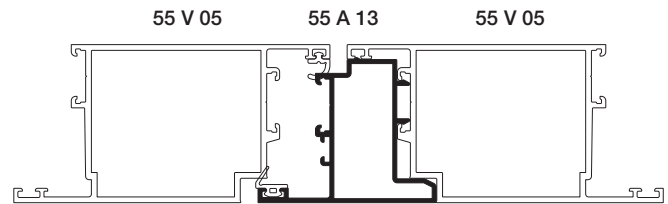
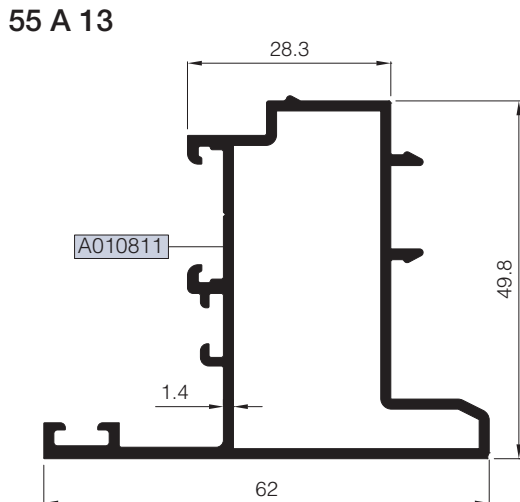
12



Ölçek/Scale:1/2



Ölçek/Scale:1/2



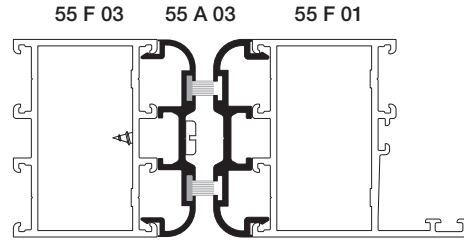
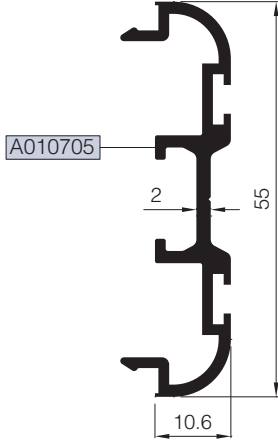
Ölçek/Scale:1/2

ADAPTÖR PROFİLLERİ
ADAPTER PROFILES

RW55

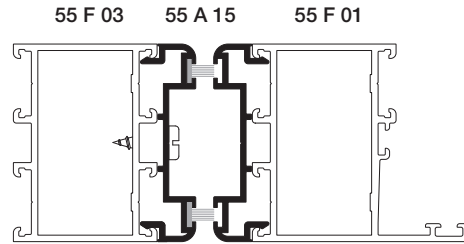
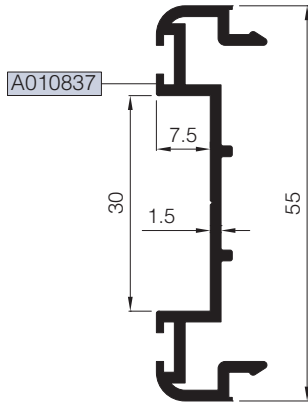
KOD / CODE	AĞIRLIK (kg/m) / WEIGHT	Jxx cm4	Jyy cm4	L m	
55 A 03	0,556	----	----	6	
55 A 15	0,463	----	----	6	
55 A 05	0,522	----	----	6	

55 A 03



Ölçek/Scale: 1/2

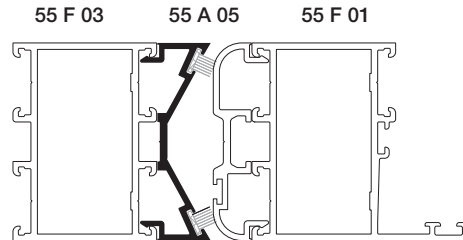
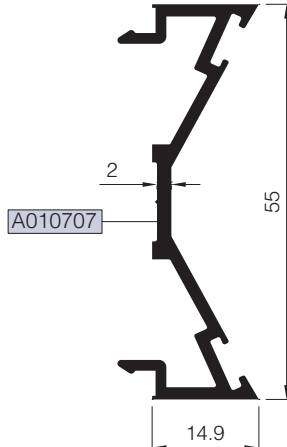
55 A 15



**Kilit takılabilen detay
Detail for installing lock

Ölçek/Scale: 1/2

55 A 05



**Gömme pompa takılabilen detay
Detail for concealed door closer

Ölçek/Scale: 1/2

01

02

03

04

05

06

07

08

09

10

11

12

ADAPTÖR VE TİJ PROFİLLERİ

ADAPTER AND SLIDING ROD PROFILES

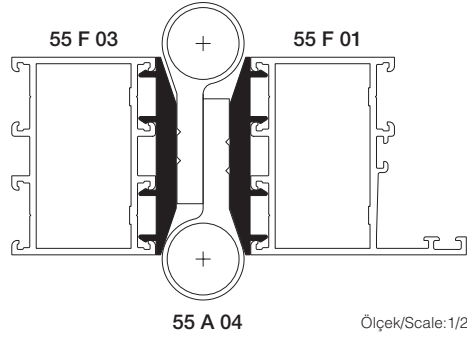
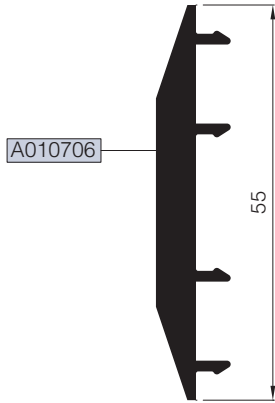
RW55

KOD / CODE	AĞIRLIK (kg/m) / WEIGHT	Jxx cm ⁴	Jyy cm ⁴	L m	
55 A 04	0,750	----	----	6	
55 A 16	0,335	----	----	6	
25 P 01	0,185	----	----	6	
T55 A 13	0,220	----	----	6	
25 I 07	0,143	----	----	6	
25 I 04	0,153	----	----	6	

01

02

55 A 04



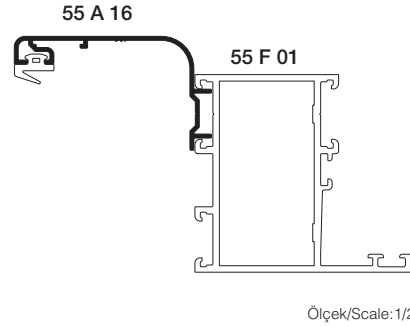
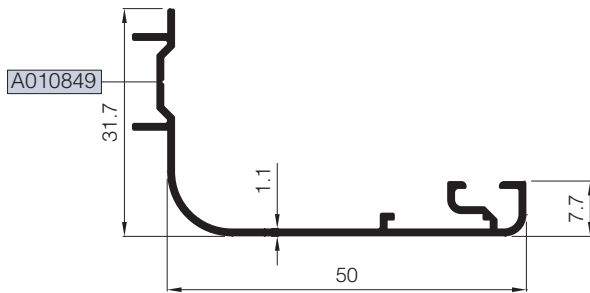
03

04

05

06

55 A 16

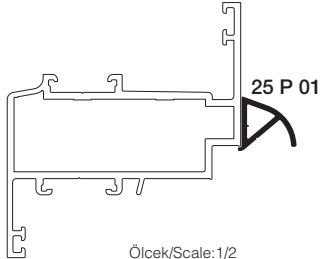
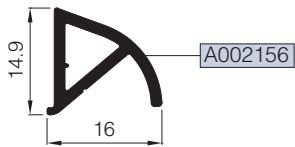


07

08

09

25 P 01

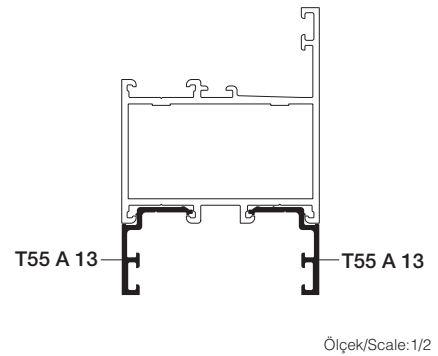
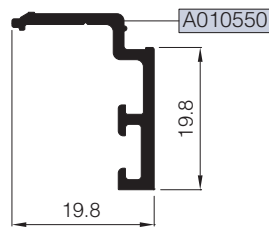


10

11

12

T55 A 13



25 I 07*

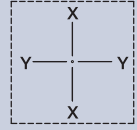


25 I 04

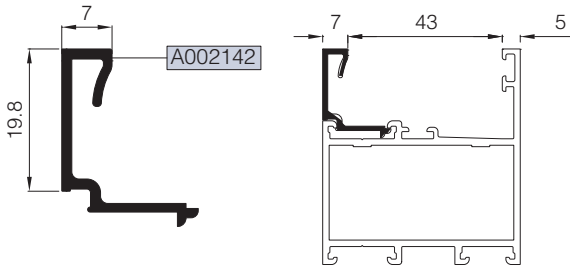


***Giesse kol ve kilitleme aksesuarları sadece 25 I 07 tij profili ile kullanılmalıdır.
Giesse handle and locking accessories should be used with only 25 I 07 rod profile

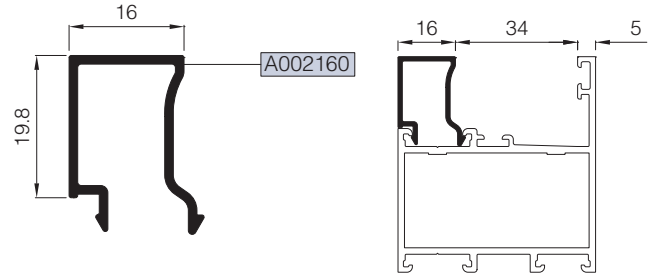
KOD / CODE	AĞIRLIK (kg/m) / WEIGHT	L m	KOD / CODE	AĞIRLIK (kg/m) / WEIGHT	L m
25 G 21	0,196	6	25 G 09	0,229	6
25 G 37	0,206	6	25 G 12	0,270	6
25 G 11	0,224	6	25 G 13	0,278	6
25 G 10	0,225	6	25 G 14	0,280	6



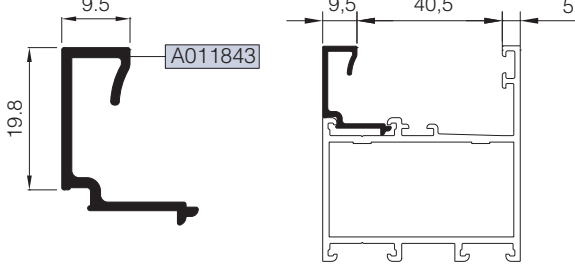
25 G 21



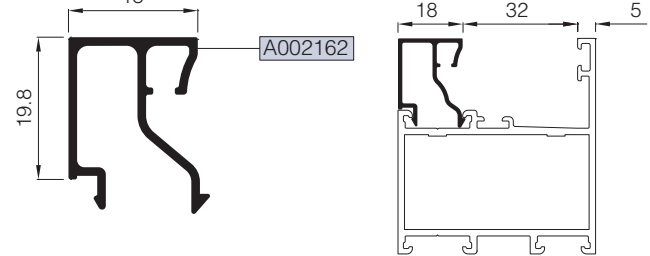
25 G 09



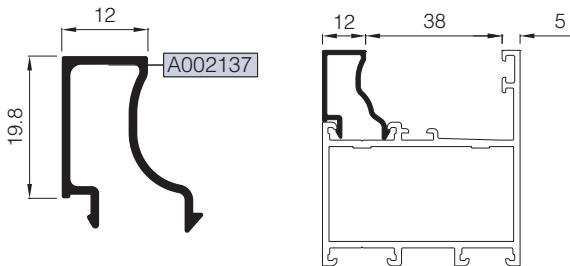
25 G 37



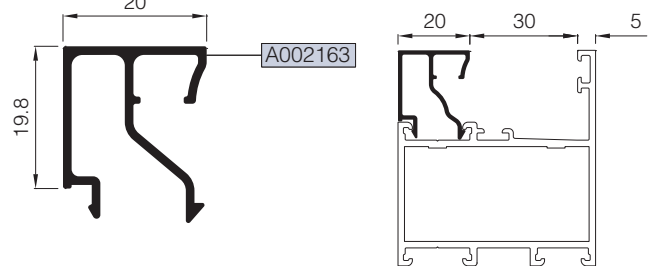
25 G 12



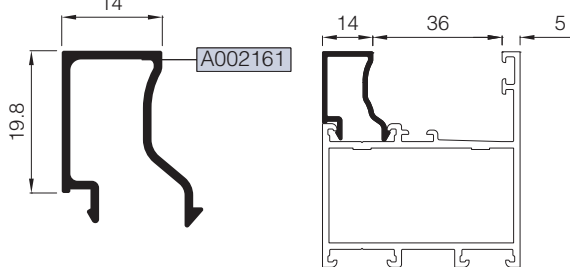
25 G 11



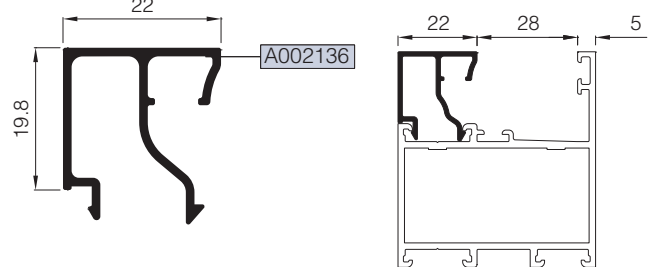
25 G 13



25 G 10



25 G 14



01

02

03

04

05

06

07

08

09

10

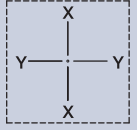
11

12

CAM ÇITA PROFİLLERİ
GLAZING BEAD PROFILES

RW55

KOD / CODE	AĞIRLIK (kg/m) / WEIGHT	L m	KOD / CODE	AĞIRLIK (kg/m) / WEIGHT	L m
25 G 15	0,282	6	25 G 08	0,309	6
25 G 16	0,287	6	25 G 19	0,317	6
25 G 17	0,292	6	25 G 20	0,327	6
25 G 18	0,300	6			



01

02

03

04

05

06

07

08

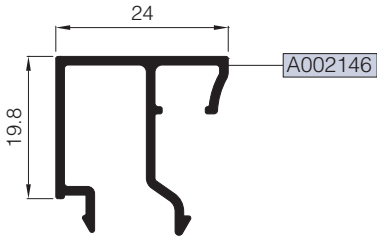
09

10

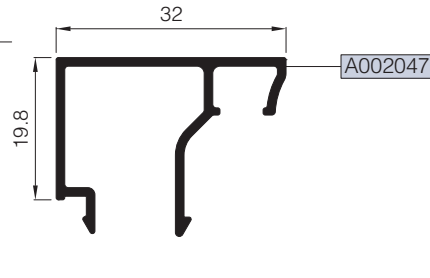
11

12

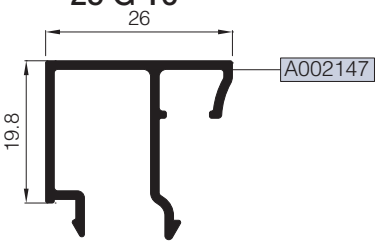
25 G 15



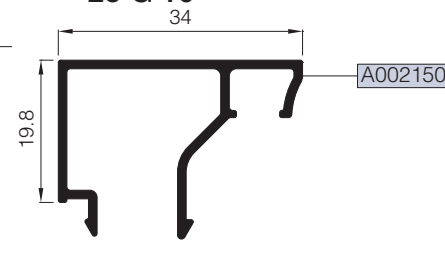
25 G 08



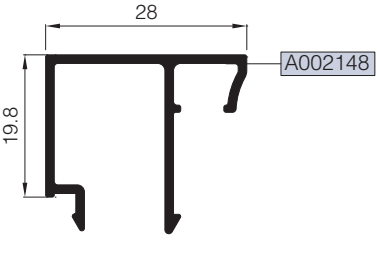
25 G 16



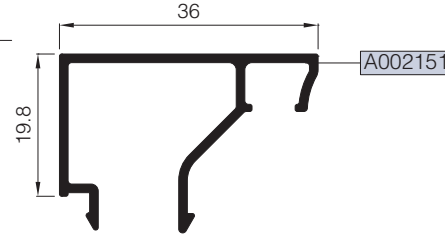
25 G 19



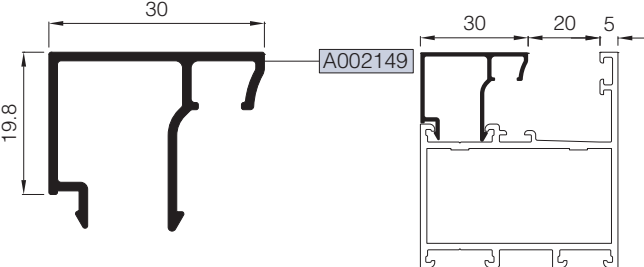
25 G 17



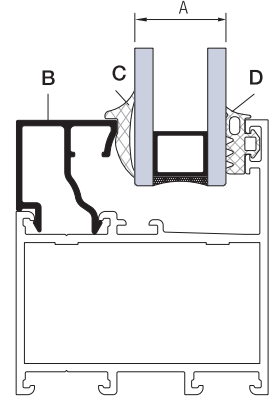
25 G 20



25 G 18



B CAM ÇİTASI GLAZING BEAD	C İÇ CAM FİTİLİ GLAZING GASKET (IN)	A CAM KALINLIĞI GLASS THICKNESS	D DIŞ CAM FİTİLİ GLAZING GASKET (OUT)
25 G 20	01.17.05	5 mm	01.11.15
25 G 20	01.17.04	6 mm	01.11.15
25 G 20	01.17.03	7 mm	01.11.15
25 G 19	01.17.04	8 mm	01.11.15
25 G 19	01.17.03	9 mm	01.11.15
25 G 08	01.17.04	10 mm	01.11.15
25 G 08	01.17.03	11 mm	01.11.15
25 G 18	01.17.04	12 mm	01.11.15
25 G 18	01.17.03	13 mm	01.11.15
25 G 17	01.17.04	14 mm	01.11.15
25 G 17	01.17.03	15 mm	01.11.15
25 G 16	01.17.04	16 mm	01.11.15
25 G 16	01.17.03	17 mm	01.11.15
25 G 15	01.17.04	18 mm	01.11.15
25 G 15	01.17.03	19 mm	01.11.15
25 G 14	01.17.04	20 mm	01.11.15
25 G 14	01.17.03	21 mm	01.11.15
25 G 13	01.17.04	22 mm	01.11.15
25 G 13	01.17.03	23 mm	01.11.15
25 G 12	01.17.04	24 mm	01.11.15
25 G 12	01.17.03	25 mm	01.11.15
25 G 09	01.17.04	26 mm	01.11.15
25 G 09	01.17.03	27 mm	01.11.15
25 G 10	01.17.04	28 mm	01.11.15
25 G 10	01.17.03	29 mm	01.11.15
25 G 11	01.17.04	30 mm	01.11.15
25 G 11	01.17.03	31 mm	01.11.15
25 G 37	01.17.05	32 mm	01.11.15
25 G 37	01.17.04	33 mm	01.11.15
25 G 21	01.17.05	34 mm	01.11.15
25 G 21	01.17.04	35 mm	01.11.15
25 G 21	01.17.03	36 mm	01.11.15



01

02

03

04

05

06

07

08

09

10

11

12

CAM MONTAJINDA SADECE BU SİSTEM İÇİN TASARLANAN VE ÜRETİLEN FİTİLLER KULLANILMALIDIR. FARKLI MALZEME KULLANIMLARI İŞLEVSEL VE TASARIMSAL SORUNLARA SEBEP OLABİLİR.
THE GASKETS USED DURING INSTALLING THE GLASS SHOULD BE ONLY THE ONES CREATED FOR THIS SYSTEM, THE USE OF OTHER MATERIALS MAY CAUSE FUNCTIONAL AND DESIGN PROBLEMS.

TABLODA VERİLEN CAM KALINLIKLARI TEORİK OLUP SİSTEMİN ISI PERFORMANS KRİTERLERİNDEN BAĞIMSIZDIR.
THE GLASS THICKNESSES IN THE TABLE ARE THEORETICAL AND INDEPENDENT FROM THERMAL PERFORMANCE CRITERIA OF THE SYSTEM.

YUKARIDA VERİLEN TABLODA CAM-FİTİL VE PROFİL İLİŞKİSİ TEORİK OLUP PROFİL VE CAM TOLERANSLARINDAN KAYNAKLI ÖLÇÜ FAKLILIKLARI OLUŞABİLİR.
THE RELATIONSHIP BETWEEN GLASS-GASKET AND PROFILE PROVIDED IN THE TABLE IS THEORETICAL. IT MAY OCCUR SIZE DIFFERENCES FROM THE TOLERANCES OF PROFILE AND GLASS.

KÖŞE TAKOZLARI VE ORTA KAYIT BAĞLANTI PROFİLLERİ

CORNER CLEATS AND MULLION CONNECTION PROFILES

RW55

TAKOZLAR (CLEATS)

01

PROFİL KODU (PROFILE CODE)	25 L 16	25 L 20	25 L 25	25 L 26
FABRİKA KODU (FACTORY CODE)	A002061	A002166	A010539	A010540
AĞIRLIK (WEIGHT)	3,554 kg/m	6,233 kg/m	8,394 kg/m	4,870 kg/m
ÇİZİM (DRAWING)				

02

03

04

PROFİL KODU (PROFILE CODE)	25 L 27	25 L 28	25 L 32	25 L 44
FABRİKA KODU (FACTORY CODE)	A010541	A010542	A002430	A010786
AĞIRLIK (WEIGHT)	13,237 kg/m	3,689 kg/m	3,702 kg/m	6,652 kg/m
ÇİZİM (DRAWING)				

05



06

PROFİL KODU (PROFILE CODE)	25 J 07
FABRİKA KODU (FACTORY CODE)	A010652
AĞIRLIK (WEIGHT)	1,217 kg/m
ÇİZİM (DRAWING)	

07

08



09

ORTA KAYIT BAĞLANTI (MULLION CONNECTION PIECE)				
Nr		 L m	KESİM ÖLÇÜSÜ CUTTING SIZE	 AKS. KODU ACS. CODE
55 M 01	A010534	25 J 07 (A010652)	10,9 mm	152 J 07
55 M 02	A010531	25 J 07 (A010652)	25,5 mm	135 J 07
55 M 03	A010514	25 J 07 (A010652)	46,5 mm	154 J 07
55 M 04	A010515	25 J 07 (A010652)	70,1 mm	155 J 07
55 M 05	A010601	25 J 07 (A010652)	15,1 mm	153 J 07
55 M 06	A010758	25 J 07 (A010652)	25,5 mm	135 J 07
55 M 07	A010992	25 J 07 (A010652)	10,9 mm	152 J 07
55 M 08	A010993	25 J 07 (A010652)	39,7 mm	187 J 07
55 M 09	A011848	25 J 07 (A010652)	25,5 mm	135 J 07
55 K 01	A010516	25 J 07 (A010652)	110,1 mm	156 J 07
55 K 03	A010994	25 J 07 (A010652)	70,1 mm	155 J 07
55 K 04	A011808	25 J 07 (A010652)	144,8 mm	338 J 07
55 K 05	A011809	25 J 07 (A010652)	126,3 mm	339 J 07

10

11

12

KÖŞE TAKOZLARI (CORNER CLEATS)				
Nr		 L m	KESİM ÖLÇÜSÜ CUTTING SIZE	 AKS. KODU ACS. CODE
55 F 01	A010532	25 L 16 (A002061)	51,1 mm	148 L 16
55 F 02	A010535	25 L 26 (A010540)	50,7 mm	149 L 26
55 F 03	A010704	25 L 16 (A002061)	51,1 mm	148 L 16
55 F 04	A010703	25 L 26 (A010540)	50,7 mm	149 L 26
55 F 05	A010709	25 L 26 (A010540)	40,7 mm	180 L 26
55 F 06	A010790	25 L 16 (A002061)	51,1 mm	148 L 16
55 F 08	A010988	25 L 16 (A002061)	51,9 mm	216 L 16
55 F 09	A010989	25 L 26 (A010540)	51,9 mm	216 L 26
55 F 11	A011177	25 L 16 (A002061)	51,9 mm	216 L 16
55 F 13	A011378	25 L 20 (A002166)	51,1 mm	148 L 20
55 F 14	A011849	25 L 28 (A010542)	51,1 mm	148 L 28
55 V 01	A010533	25 L 32 (A002430)	44,4 mm	144 L 32
55 V 02	A010551	25 L 20 (A002166)	52,9 mm	145 L 20
55 V 03	A010520	25 L 25 (A010539)	52,2 mm	178 L 25
55 V 04	A010547	25 L 25 (A010539)	46,7 mm	147 L 25
55 V 05	A010708	25 L 25 (A010539)	42,2 mm	179 L 25
55 V 07	A010836	25 L 25 (A010539)	52,2 mm	178 L 25
55 V 08	A010990	25 L 20 (A002166)	53,6 mm	202 L 20
55 V 09	A010991	25 L 44 (A010786)	53,6 mm	202 L 44
55 V 10	A010995	25 L 44 (A010786)	53,6 mm	202 L 44
55 M 01	A010534	25 L 28 (A010542)	51,1 mm	148 L 28
55 M 02	A010531	25 L 16 (A002061)	51,1 mm	148 L 16
55 M 03	A010514	25 L 27 (A010541)	50,7 mm	149 L 27
55 M 06	A010758	25 L 16 (A002061)	51,1 mm	148 L 16
55 M 07	A010992	25 L 28 (A010542)	51,9 mm	216 L 28
55 M 08	A010993	25 L 44 (A010786)	51,9 mm	216 L 44
55 M 09	A011848	25 L 16 (A002061)	50,7 mm	149 L 16

RW55

STOKTA BULUNAN SİSTEM PROFİLLERİNİN LİSTESİ (LIST OF SYSTEM PROFILES IN STOCK)

Nr		MIN. SİPARİŞ MİKTARI MIN. ORDER QUANTITY
55 F 01	A010532	75 kg
55 F 02	A010535	75 kg
55 F 08	A010988	75 kg
55 F 09	A010989	75 kg
55 V 02	A010551	75 kg
55 V 03	A010520	75 kg
55 V 04	A010547	75 kg
55 V 08	A010990	75 kg
55 V 09	A010991	75 kg
55 M 01	A010534	75 kg
55 M 02	A010531	75 kg
55 M 03	A010514	75 kg
55 M 04	A010515	75 kg
55 M 05	A010601	75 kg
55 M 07	A010992	75 kg
55 M 08	A010993	75 kg
55 K 01	A010516	75 kg
55 K 03	A010994	75 kg
55 A 01	A010536	75 kg
55 A 03	A010705	75 kg
55 A 04	A010706	75 kg
55 A 09	A010760	75 kg

* STOKTA BULUNMAYAN TÜM PROFİLLER İÇİN MİNİMUM SİPARİŞ MİKTARI 300'KG'DİR.
MINIMUM ORDER QUANTITY FOR ALL THE PROFILES THAT ARE NOT IN STOCK IS 300 KG.

01

02

03

04

05

06

07

08

09

10

11

12



MİMARİ KATALOG ARCHITECTURAL CATALOGUE

Alüminyum Kapı Pencere ve Giydirme Cephe Sistemleri
Aluminium Door Window and Facade Systems



Rescara Sistem Detayları
Rescara System Details

RW55

DETAYLAR

DETAILS

01

02

03

04

05

06

07

08

09

10

11

12

01

02

03

04

05

06

① DETAYI
DETAIL

07

08

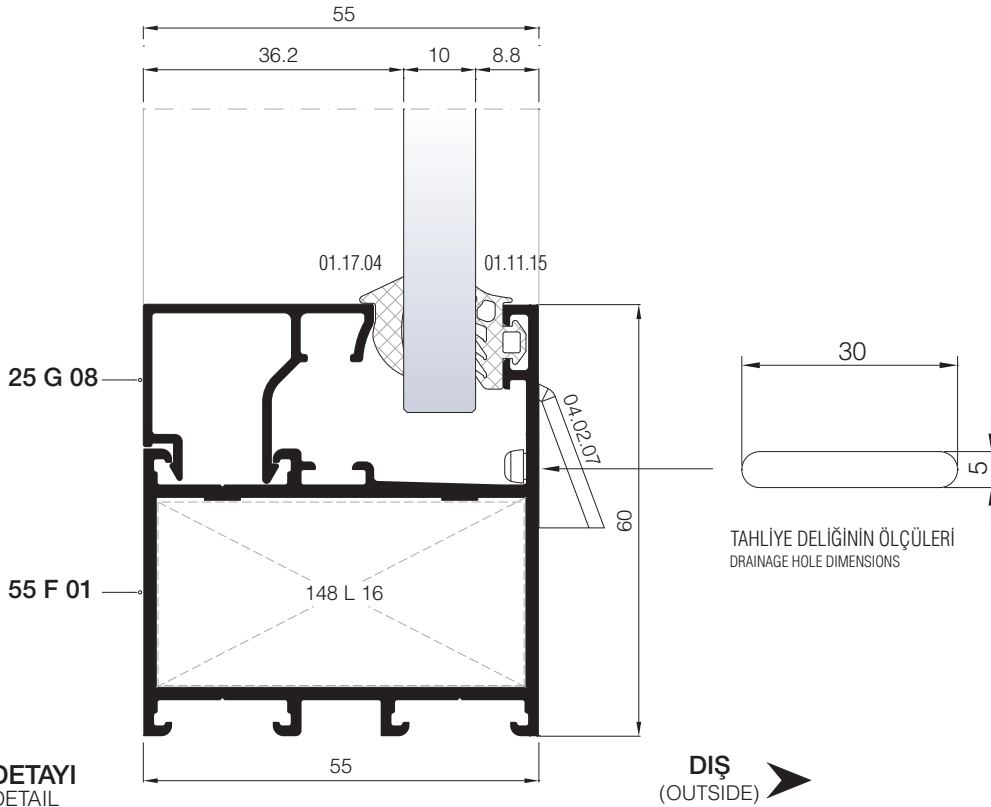
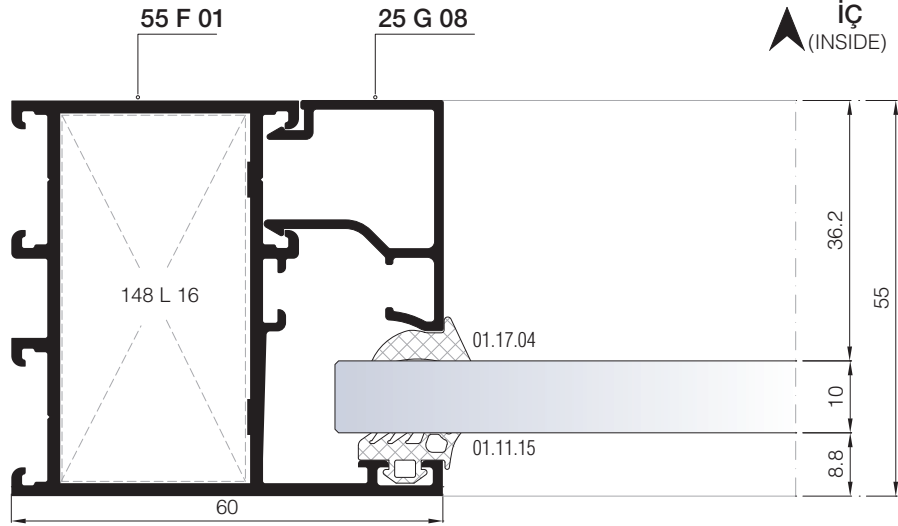
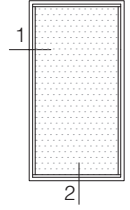
09

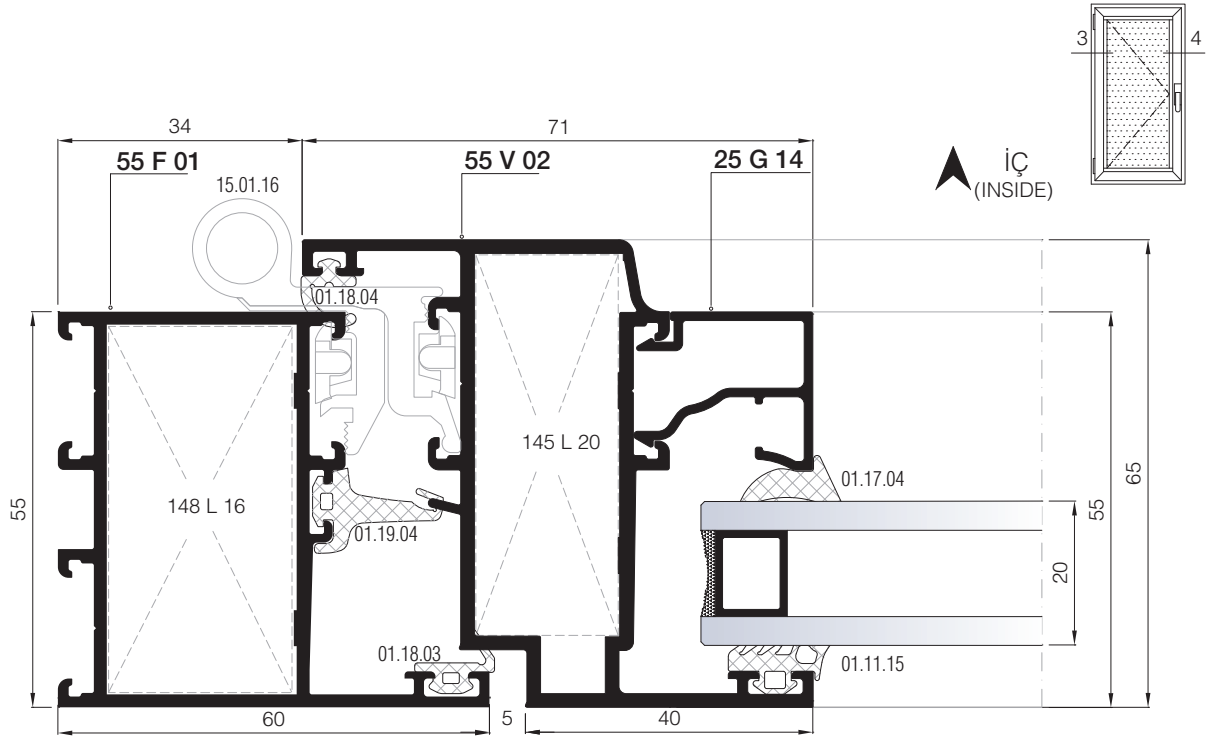
10

11

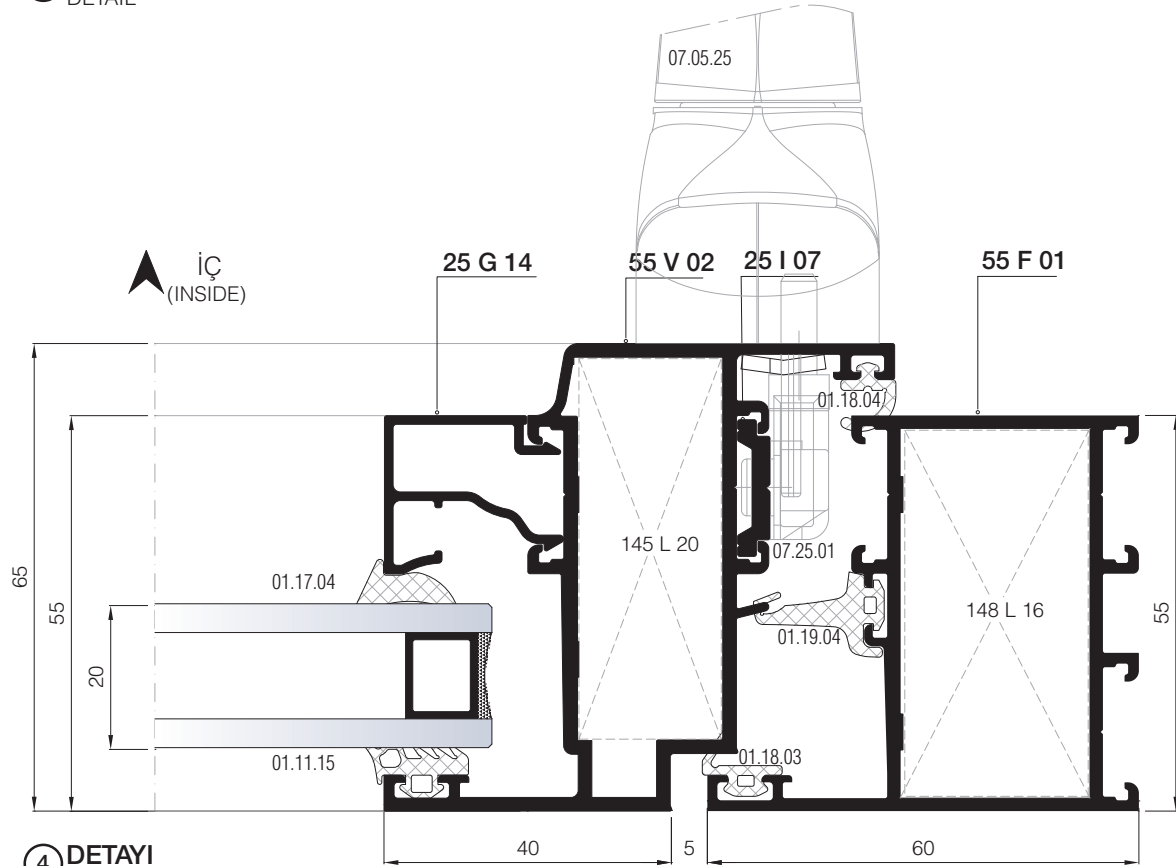
12

② DETAYI
DETAIL





3 DETAYI
DETAIL



4 DETAYI
DETAIL

01

02

03

04

05

06

07

08

09

10

11

12

01

02

03

04

05

06

07

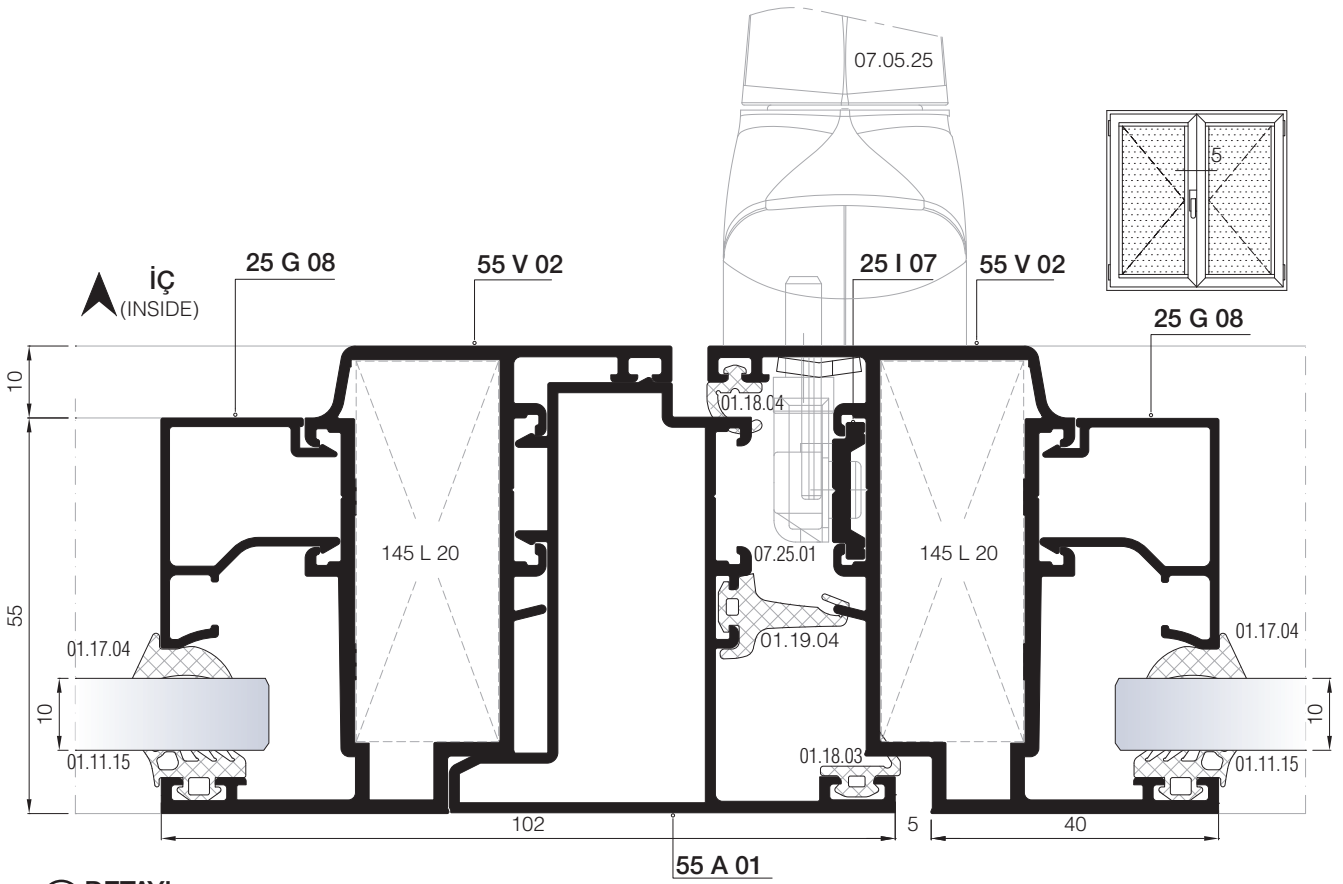
08

09

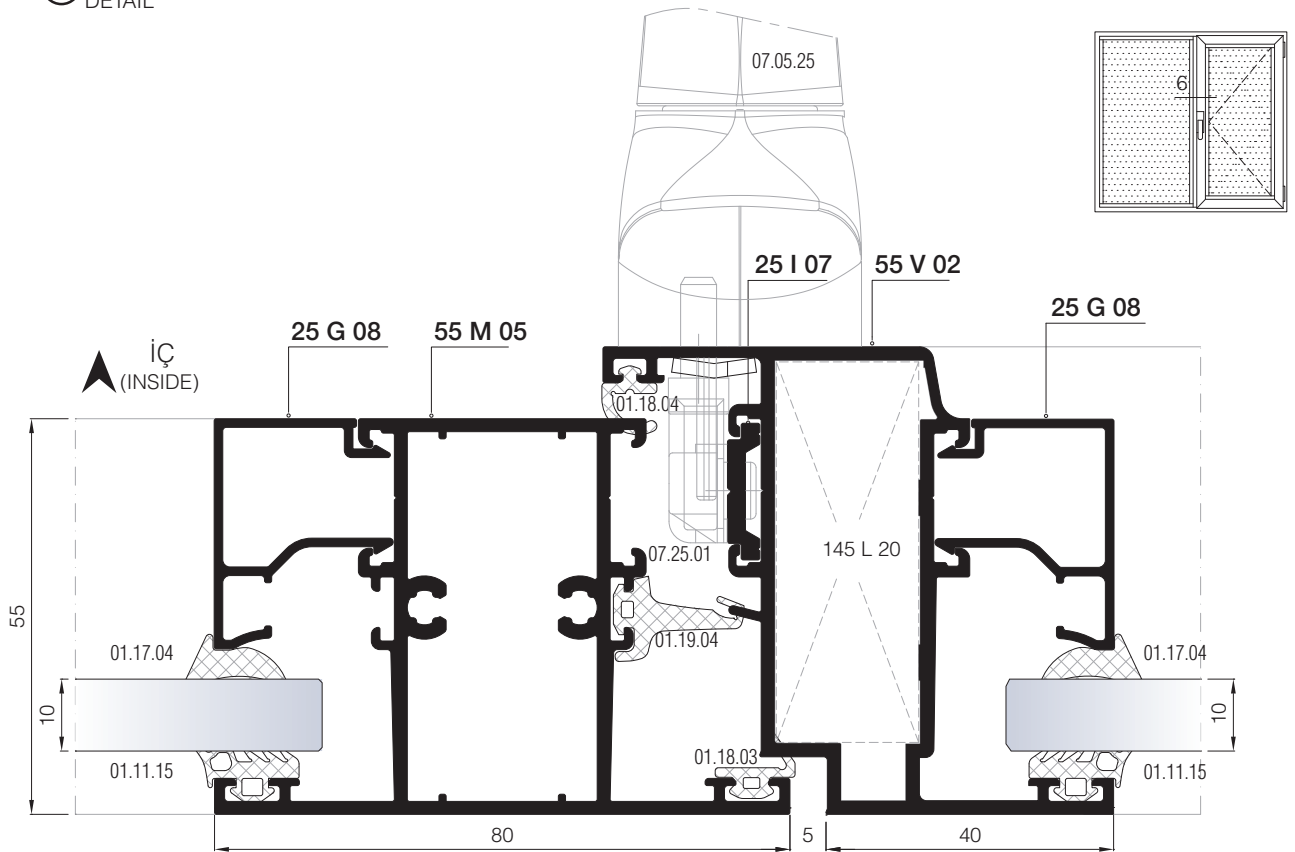
10

11

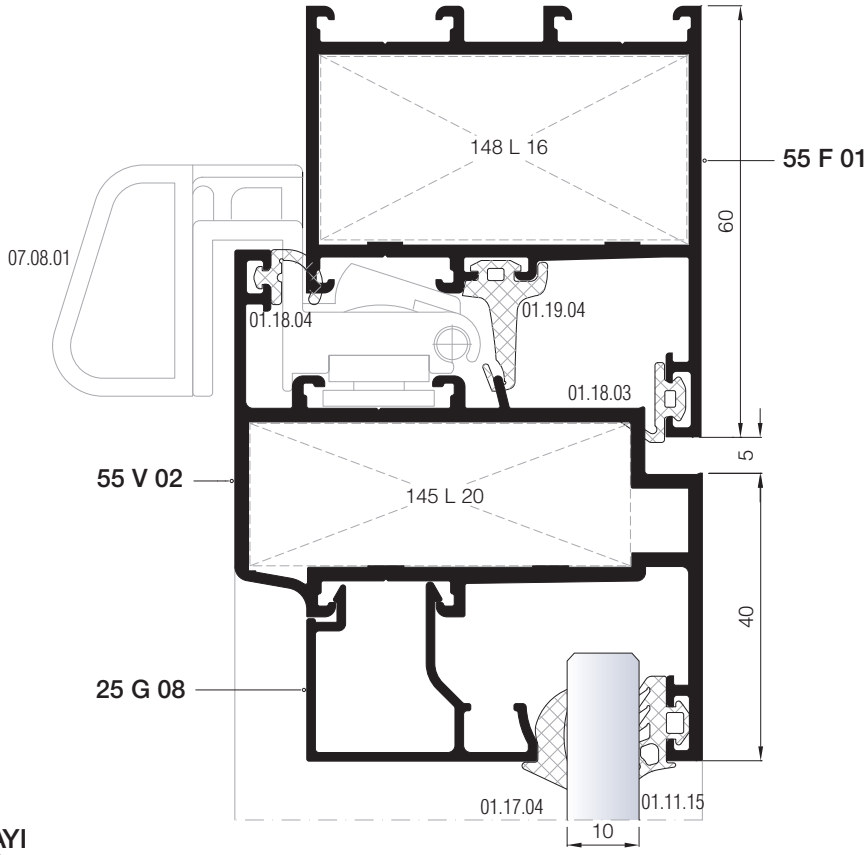
12



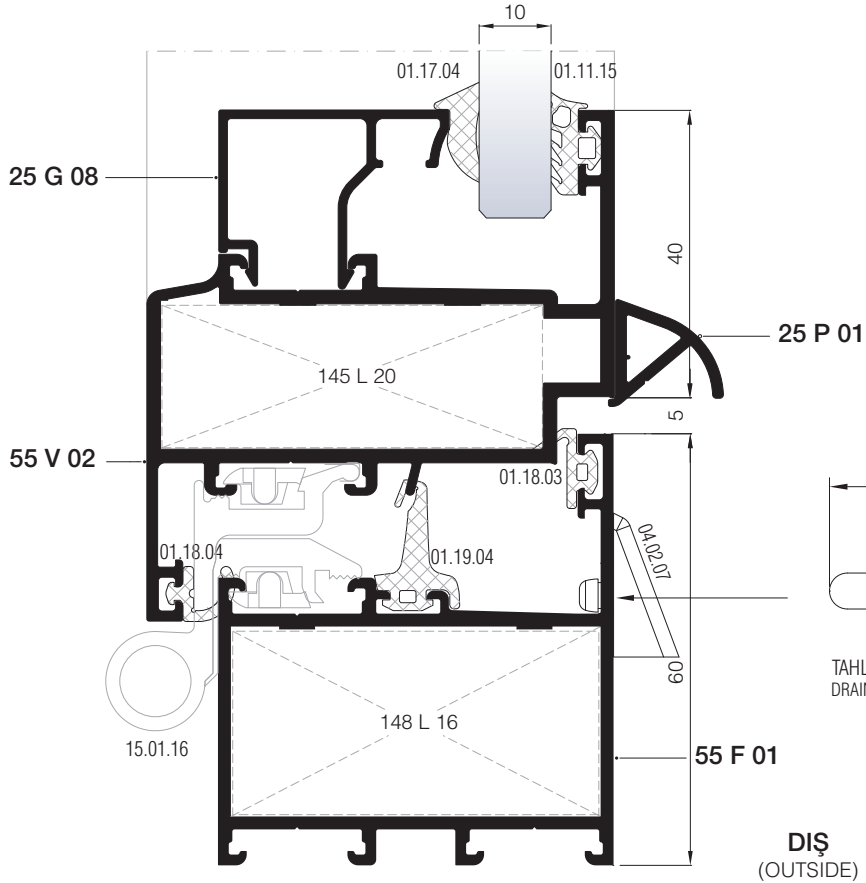
5 DETAYI
DETAIL



6 DETAYI
DETAIL



7 DETAYI
DETAIL



8 DETAYI
DETAIL

01

02

03

04

05

06

07

08

09

10

11

12

PIVOT DETAYLARI
PIVOT OPENING DETAILS

01

02

03

04

05

06

07

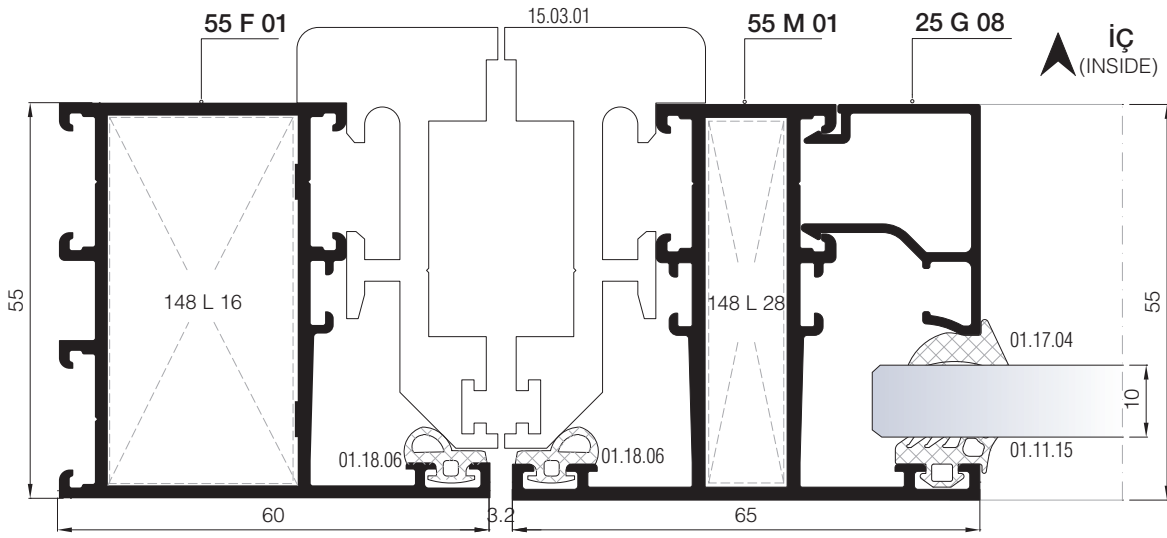
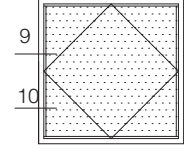
08

09

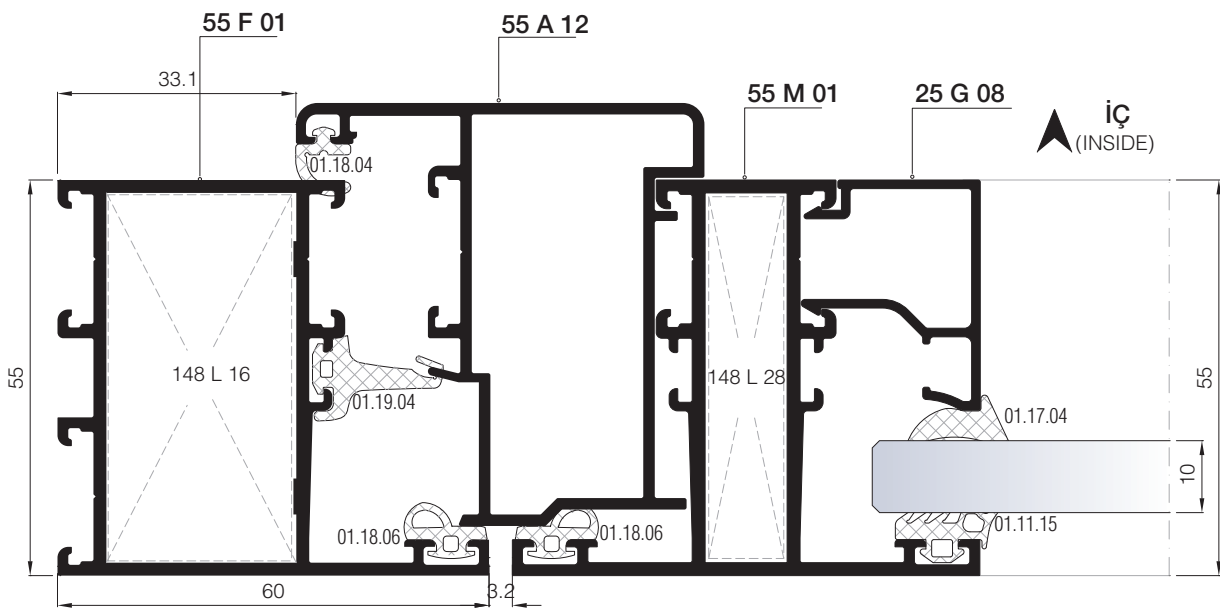
10

11

12

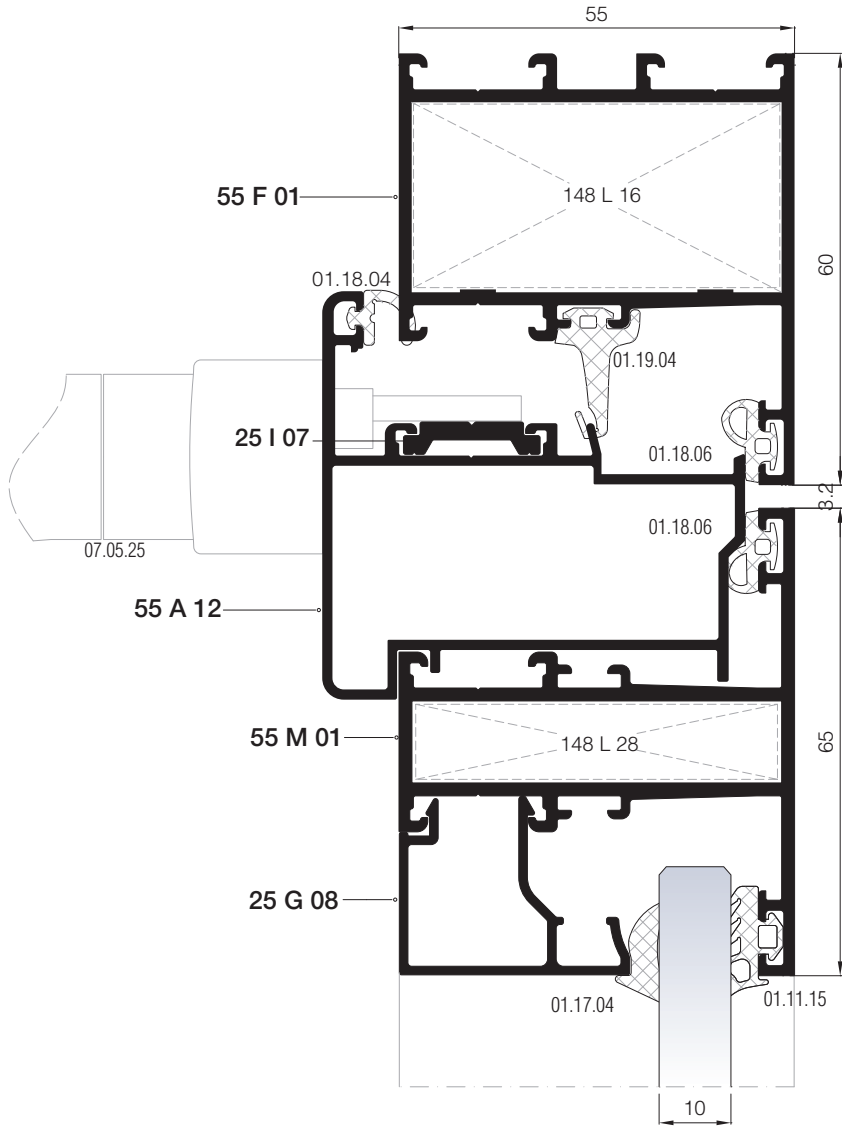
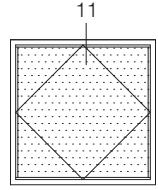


9 DETAYI
DETAIL



10 DETAYI
DETAIL

PİVOT DETAYLARI
PIVOT OPENING DETAILS



01

02

03

04

05

06

07

08

09

10

11

12

PİVOT DETAYLARI
PIVOT OPENING DETAILS

01

02

03

04

05

06

07

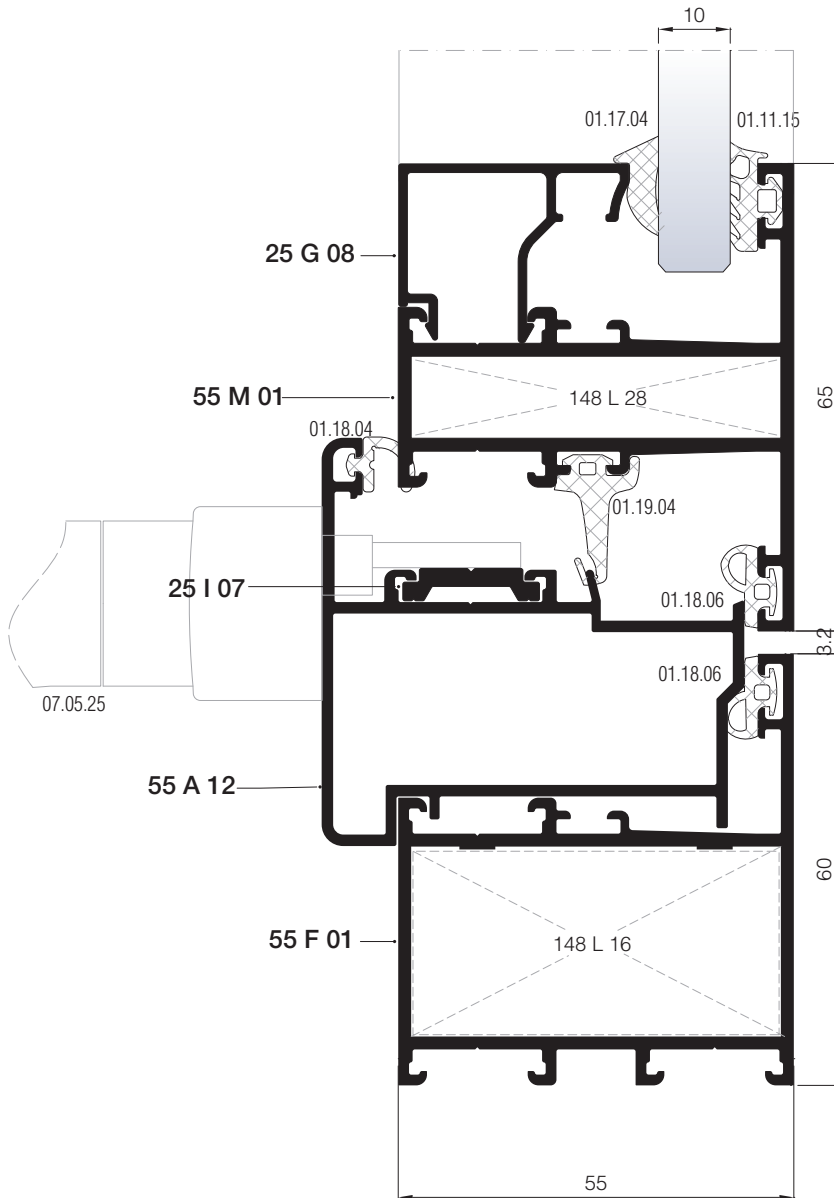
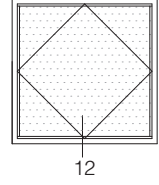
08

09

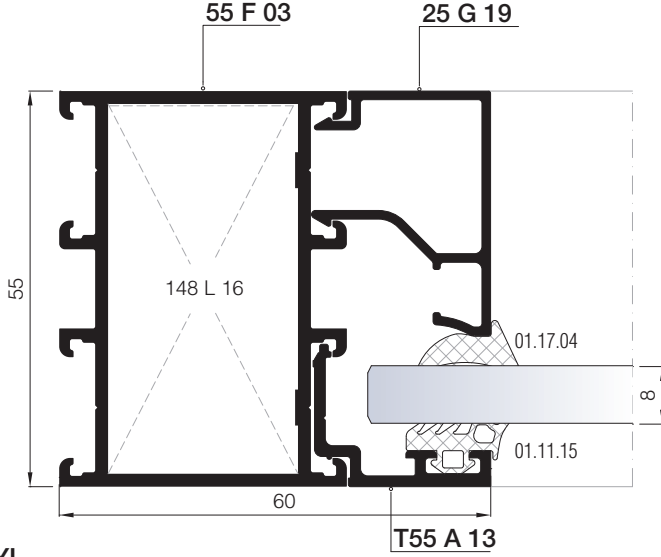
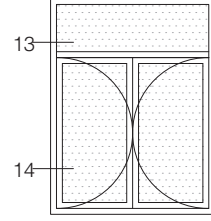
10

11

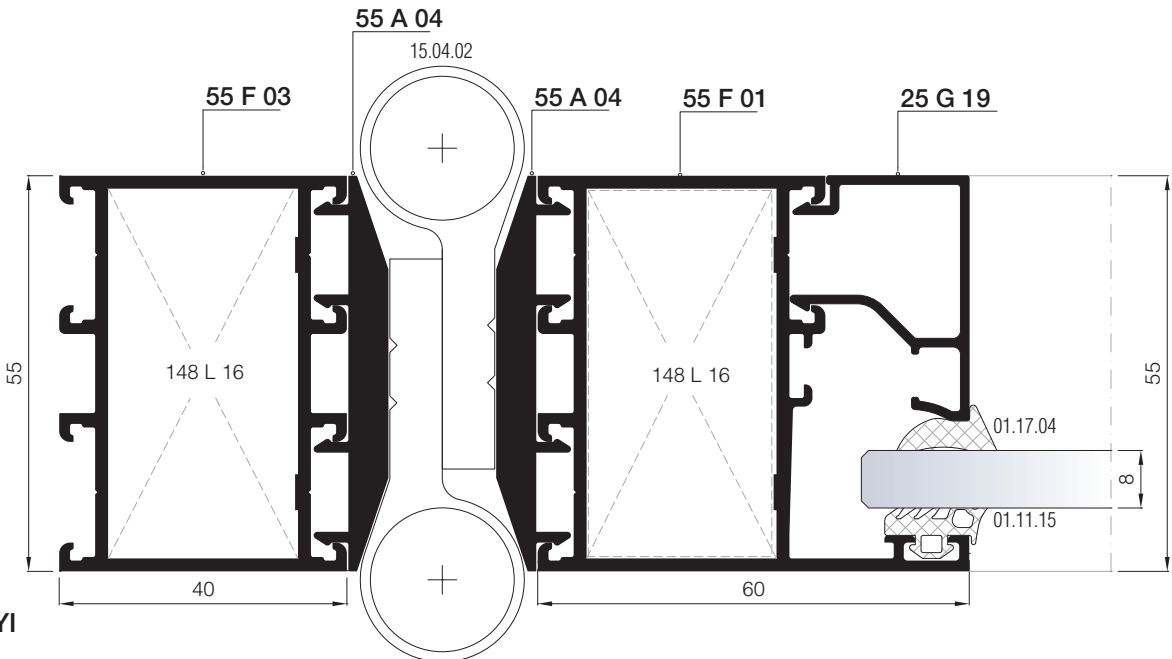
12



ÇARPMA KAPI DETAYLARI
SWINGING DOOR DETAILS



13 DETAYI
DETAIL



14 DETAYI
DETAIL

01

02

03

04

05

06

07

08

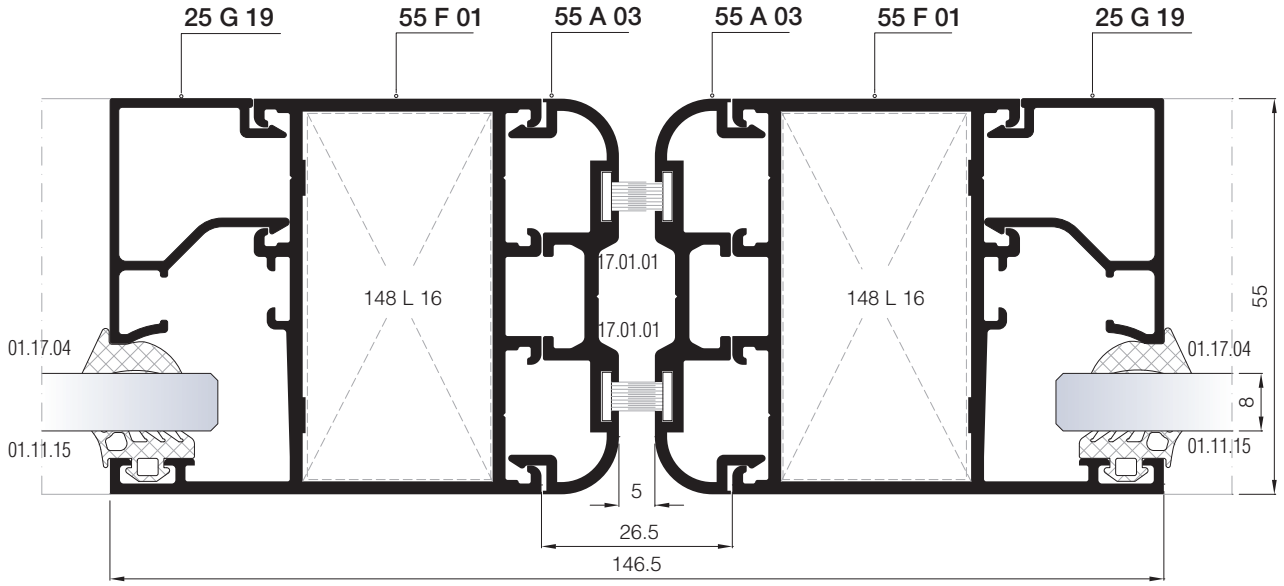
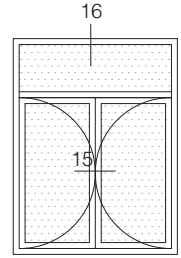
09

10

11

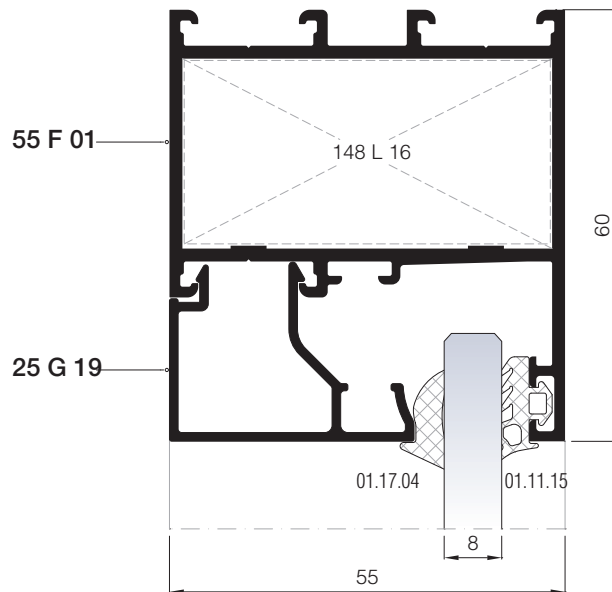
12

ÇARPMA KAPI DETAYLARI
SWINGING DOOR DETAILS



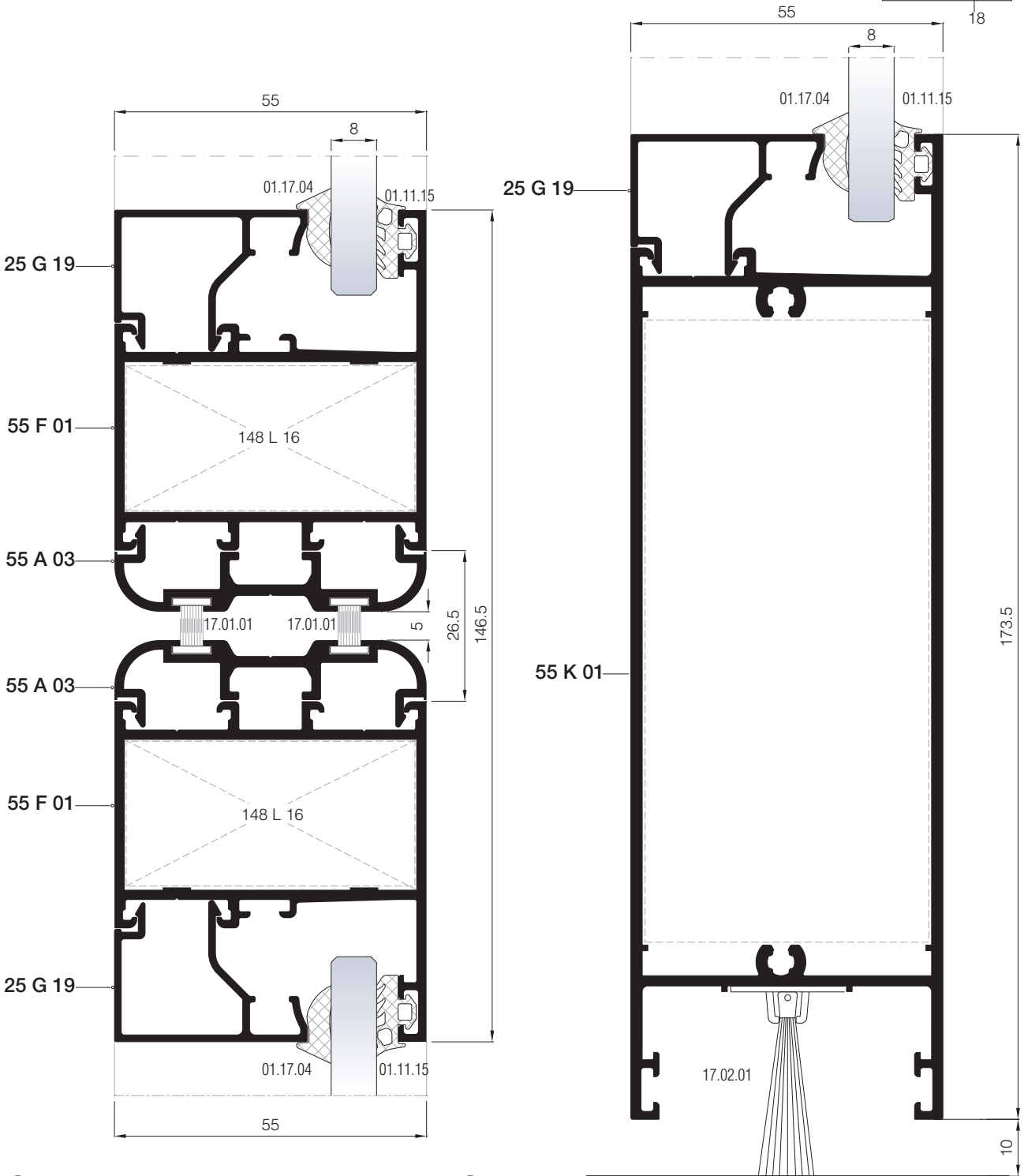
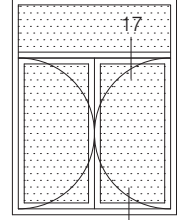
15 DETAYI
DETAIL

16



16 DETAYI
DETAIL

ÇARPMA KAPI DETAYLARI
SWINGING DOOR DETAILS



17 DETAYI
DETAIL

18 DETAYI
DETAIL

01

02

03

04

05

06

07

08

09

10

11

12

İÇE AÇILIM BİNİLİ KAPI DETAYLARI
INWARD OPENING DOOR DETAILS

01

02

03

04

05

06

07

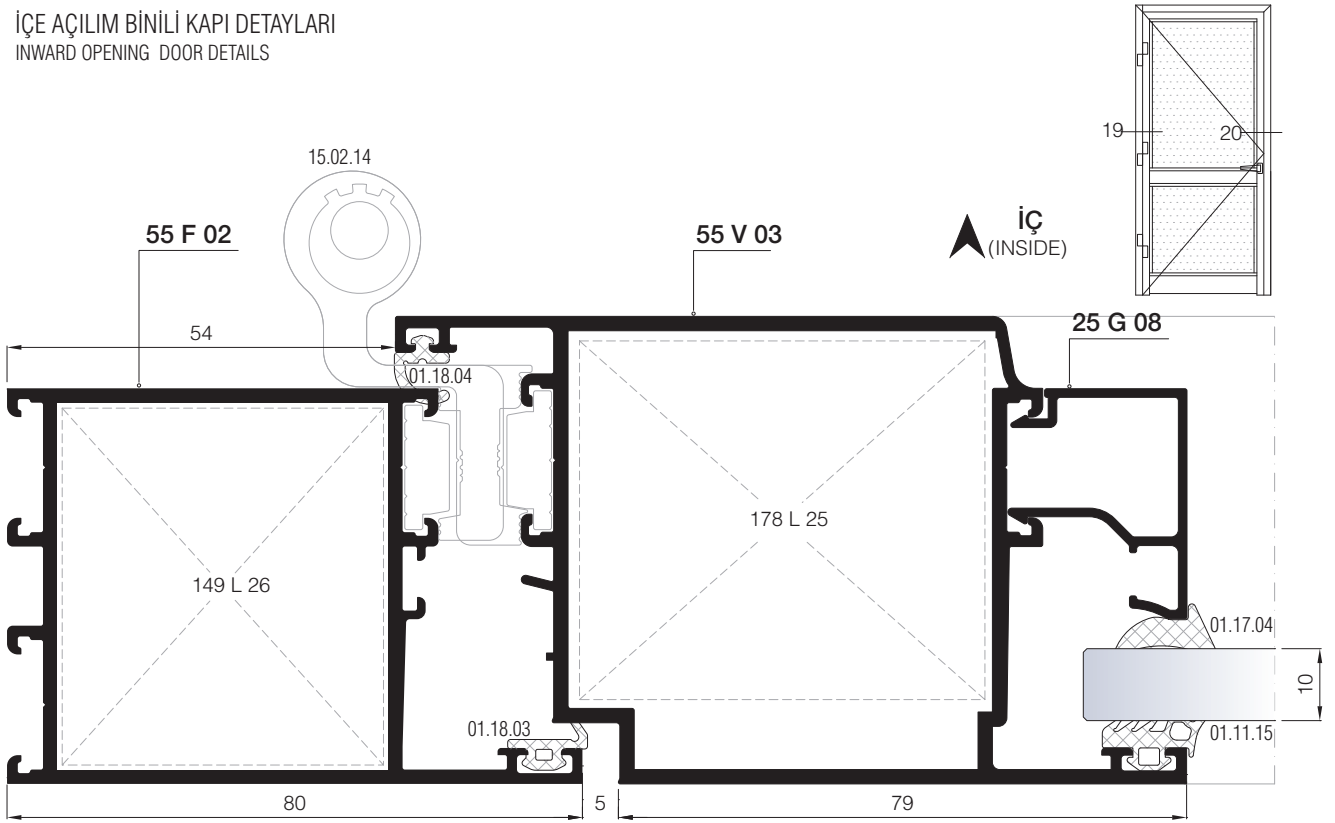
08

09

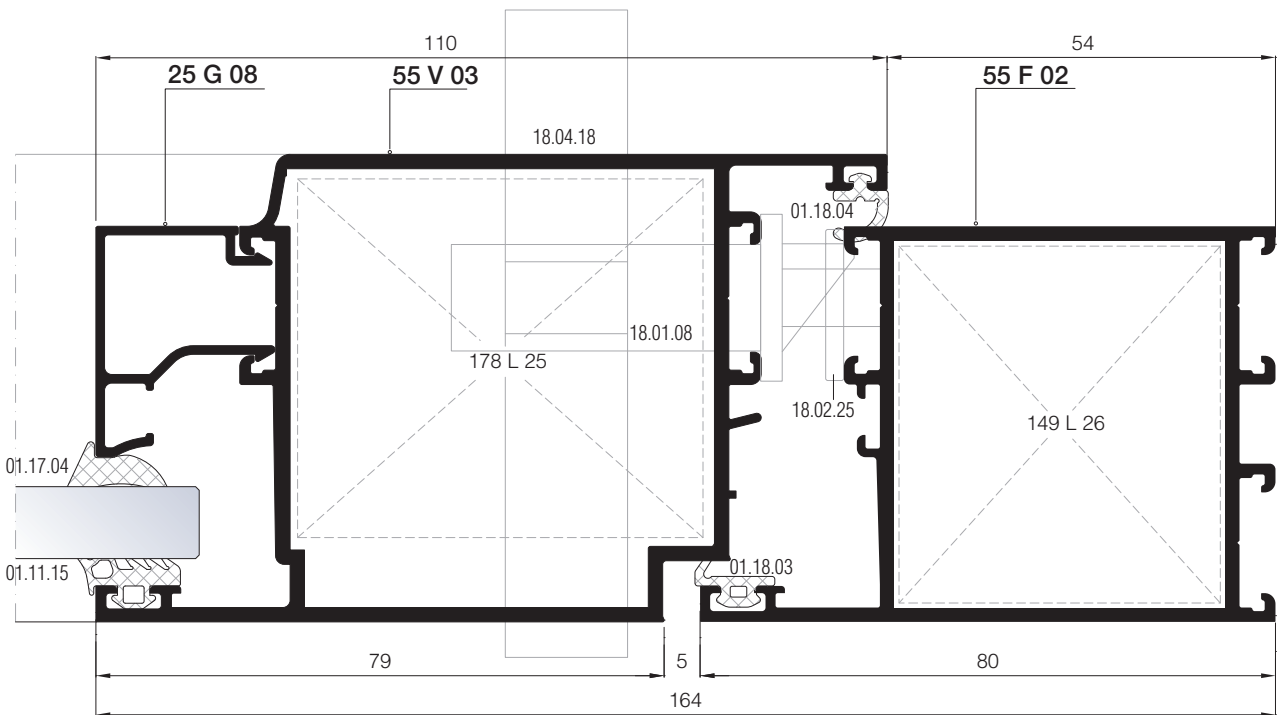
10

11

12

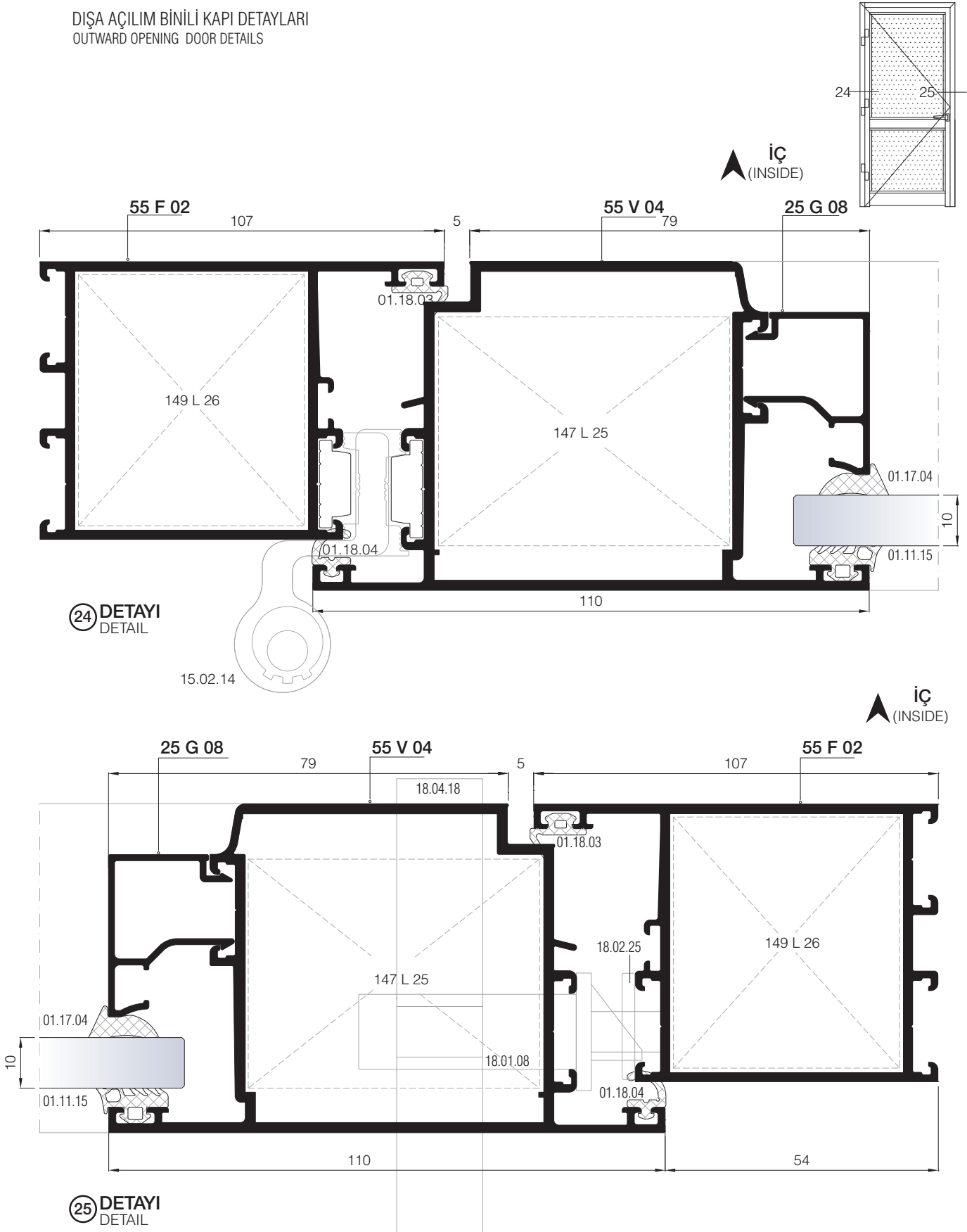


19 DETAYI
DETAIL



20 DETAYI
DETAIL

DIŐA AÇILIM BİNİLİ KAPI DETAYLARI
OUTWARD OPENING DOOR DETAILS



01

02

03

04

05

06

07

08

09

10

11

12

01

02

03

04

05

06

07

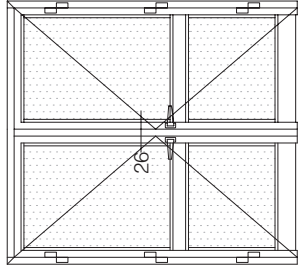
08

09

10

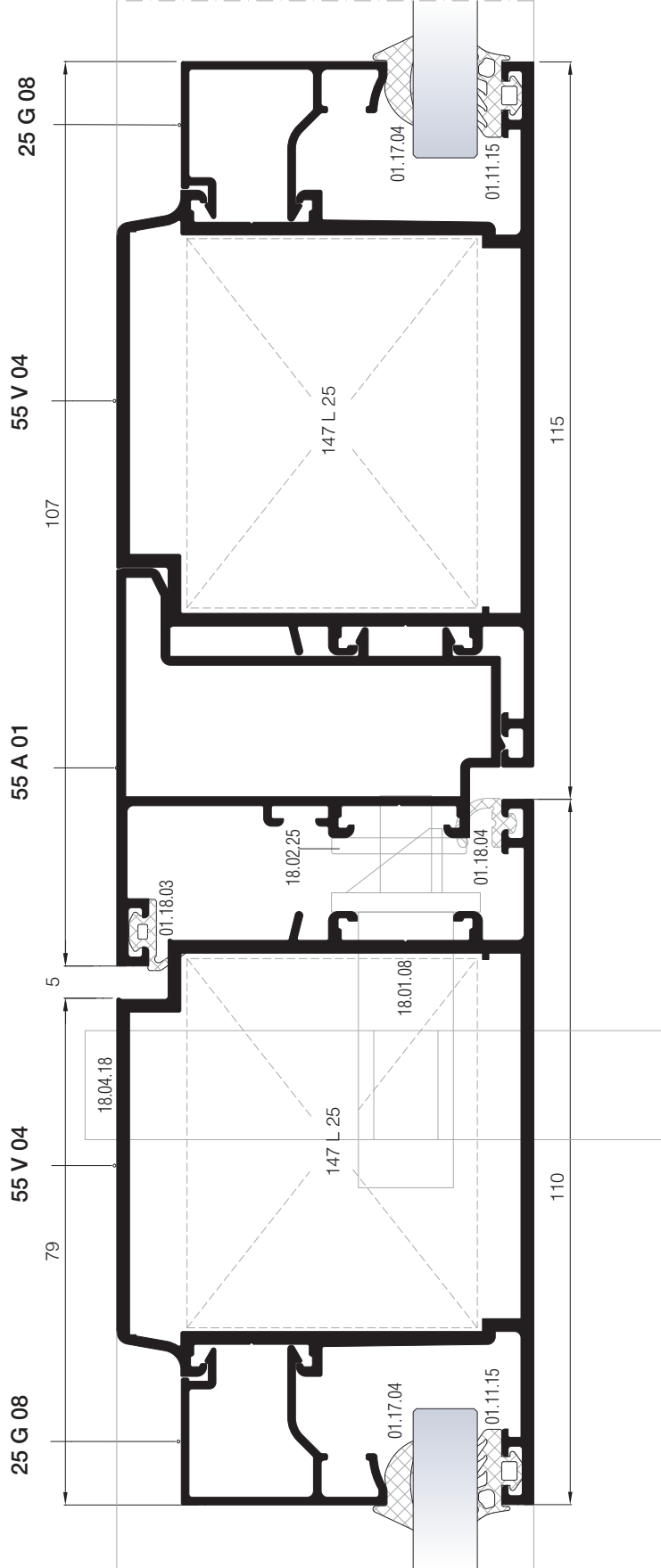
11

12



DIŐA AÇILIM BİNİLİ KAPI DETAYLARI
OUTWARD OPENING DOOR DETAILS

26 DETAYI
DETAIL



DIŐ
(OUTSIDE)

MİMARİ KATALOG ARCHITECTURAL CATALOGUE

Alüminyum Kapı Pencere ve Giydirme Cephe Sistemleri
Aluminium Door Window and Facade Systems



Rescara Sistem Detayları
Rescara System Details

RW55

AKSESUARLAR

ACCESSORIES

01

02

03

04

05

06

07


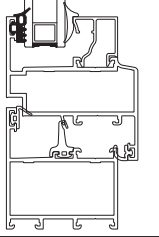

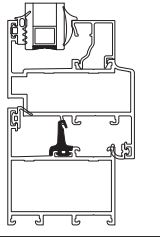

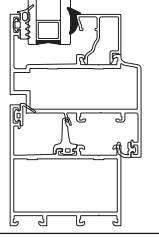

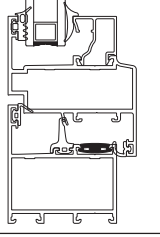

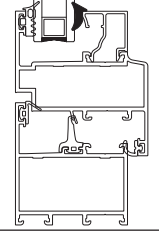

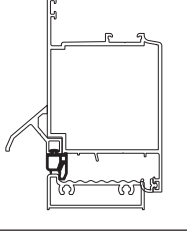

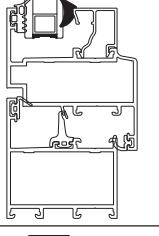

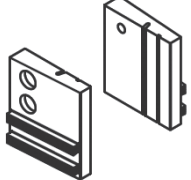

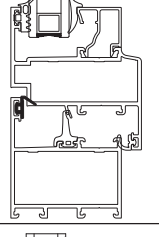

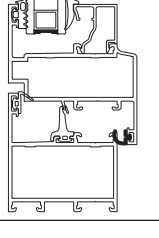

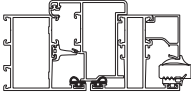
08

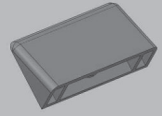
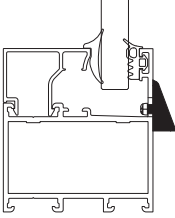
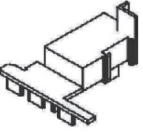

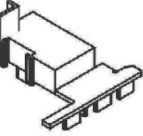
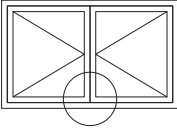
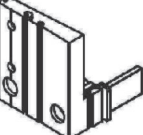
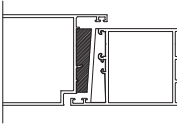
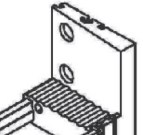

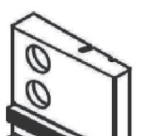
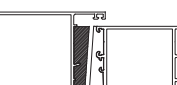
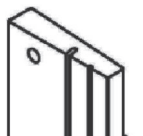
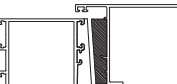
09

10

11

12

01		01.11.15 DIŞ CAM FİTİLİ 4 mm OUTSIDE GLAZING GASKET 4 mm Malzeme / Material: EPDM Ağırlık / Weight: 72 gr/m Paket / Package : 208 m / 15 kg			01.19.04 TOZLUK FİTİLİ CENTRAL GASKET Malzeme / Material: EPDM Ağırlık / Weight: 105 gr/m Paket / Package : 142 m / 15 kg	
02						
03		01.17.03 İÇ CAM FİTİLİ 2,8 mm INSIDE GLAZING GASKET 2,8 mm Malzeme / Material: EPDM Ağırlık / Weight: 59 gr/m Paket / Package: 254 m / 15 kg			01.19.06 ÇİTA KANAL FİTİLİ ADAPTER GASKET Malzeme / Material: EPDM Ağırlık / Weight: 82 gr/m Paket / Package: 182 m / 15 kg	
04						
05		01.17.04 İÇ CAM FİTİLİ 3,6 mm INSIDE GLAZING GASKET 3,6 mm Malzeme / Material: EPDM Ağırlık / Weight: 71 gr/m Paket / Package: 210 m / 15 kg			01.20.04 EŞİK FİTİLİ THRESHOLD GASKET Malzeme / Material: EPDM Ağırlık / Weight: 104 gr/m Paket / Package: 144 m / 15 kg	
06						
07		01.17.05 İÇ CAM FİTİLİ 4,6 mm INSIDE GLAZING GASKET 4,6 mm Malzeme / Material: EPDM Ağırlık / Weight: 89 gr/m Paket / Package: 168 m / 15 kg			17.01.01 KIL FİTİL BRUSH Malzeme / Material: Polipropilen Polypropylen Paket / Package: 275 m	
08						
09		01.18.03 DIŞ BİNİ FİTİLİ OUTSIDE ACOUSTICAL GASKET Malzeme / Material: EPDM Ağırlık / Weight: 41 gr/m Paket / Package: 365 m / 15 kg				
10						
11		01.18.04 İÇ BİNİ FİTİLİ INSIDE ACOUSTICAL GASKET Malzeme / Material: EPDM Ağırlık / Weight: 42 gr/m Paket / Package: 357 m / 15 kg				
12		01.18.06 ADAPTÖR FİTİLİ GASKET FOR ADAPTER Malzeme / Material: EPDM Ağırlık / Weight: 54 gr/m Paket / Package: 277 m / 15 kg				

	<p>04.02.07</p> <p>TAHLİYE KAPAĞI DRAINAGE COVER</p> <p>Malzeme / Material: PVC Renk / Colour: Siyah-Beyaz-Gri Black-White-Grey</p>				
	<p>04.06.27A</p> <p>ADAPTÖR KAPAĞI ADAPTER CAP</p> <p>Malzeme / Material: PVC Renk / Colour: Siyah-Black 55A01 İÇİN / FOR 55A01</p>				
	<p>04.06.27B</p> <p>ADAPTÖR KAPAĞI ADAPTER CAP</p> <p>Malzeme / Material : PVC Renk / Colour: Siyah-Black 55A01 İÇİN / FOR 55A01</p>				
	<p>04.13.07A</p> <p>EŞİK YAN KAPAK (SOL) THRESHOLD SIDE CAP (LEFT)</p> <p>Malzeme / Material : PVC Renk / Colour: Siyah-Black</p>				
	<p>04.13.07B</p> <p>EŞİK YAN KAPAK (SAĞ) THRESHOLD SIDE CAP (RIGHT)</p> <p>Malzeme / Material : PVC Renk / Colour: Siyah-Black</p>				
	<p>04.13.08A</p> <p>KANAT YAN KAPAK (SOL) VENT SIDE CAP (LEFT)</p> <p>Malzeme / Material : PVC Renk / Colour: Siyah-Black</p>				
	<p>04.13.08B</p> <p>KANAT YAN KAPAK (SAĞ) VENT SIDE CAP (RIGHT)</p> <p>Malzeme / Material : PVC Renk / Colour: Siyah-Black</p>				

01

02

03

04

05

06

07

08

09

10

11

12

PENCERE MENTEŞELERİ / WINDOW HINGES

01



15.01.16

GIESSE PENCERE MENTEŞESİ
GIESSE HINGE FOR WINDOWS

Renk / Colour: Siyah-Beyaz-Gri-Eloksal
Black-White-Grey-Anodized

75 kg için 2 adet, 85 kg için 3 adet kullanılmalıdır. / Should be used 2 for 75 kg,3 for 85 kg.
EN 1935:2002

02



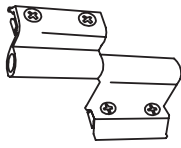
15.01.03

RESCARA PENCERE MENTEŞESİ
HINGE FOR WINDOWS

Renk / Colour: Pres-Eloksal
Press-Anodized

75 kg için 2 adet, 85 kg için 3 adet kullanılmalıdır. / Should be used 2 for 75 kg,3 for 85 kg.
EN 1935:2002

03



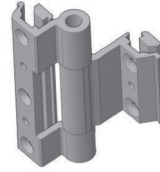
15.01.08

YERLİ PENCERE MENTEŞESİ
LOCAL HINGE FOR WINDOWS

Renk / Colour: Siyah-Beyaz-Gri-Eloksal
Black-White-Grey-Anodized

50 kg için 2 adet kullanılmalıdır. / Should be used 2 for 50 kg.
Max. kanat ölçüsü 900x1300. / Max. vent dimension 900x1300
TS EN 1935

04



15.01.12

YERLİ PENCERE MENTEŞESİ
LOCAL HINGE FOR WINDOWS

Renk / Colour: Siyah-Beyaz-Gri-Eloksal
Black-White-Grey-Anodized

TS EN 1935

05



15.01.17

GIESSE GİZLİ PENCERE MENTEŞESİ (SAĞ)
GIESSE HIDDEN HINGE FOR WINDOWS (RIGHT)

Malzeme / Material: Paslanmaz Çelik
Stainless Steel

100 kg için 2 adet kullanılmalıdır.
Should be used 2 for 100 kg.

06



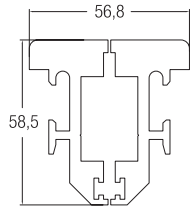
15.01.18

GIESSE GİZLİ PENCERE MENTEŞESİ (SOL)
GIESSE HIDDEN HINGE FOR WINDOWS (LEFT)

Malzeme / Material: Paslanmaz Çelik
Stainless Steel

100 kg için 2 adet kullanılmalıdır.
Should be used 2 for 100 kg.

07



15.03.01

PİVOT MENTEŞESİ
PIVOT HINGE

Renk / Colour: Siyah-Beyaz
Black-White

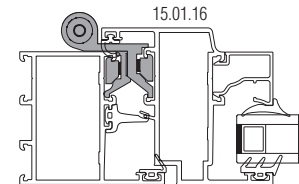
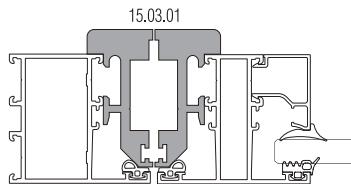
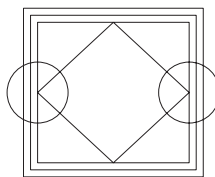
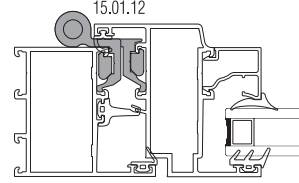
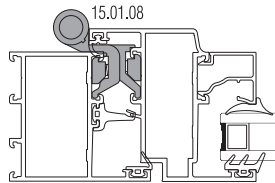
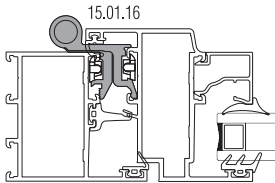
08

09

10







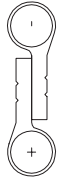
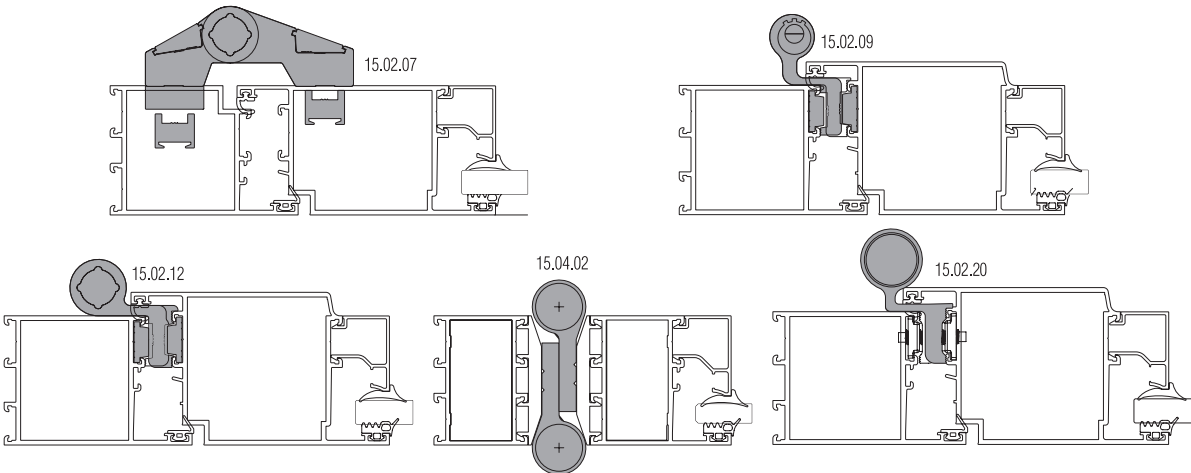
11

12



Ölçek/Scale: 1/3

KAPI MENTEŞELERİ / DOOR HINGES

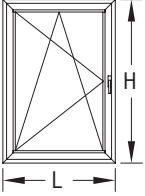

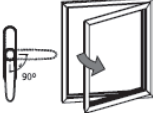
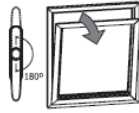



 <p>15.02.14 GIESSE KAPI MENTEŞESİ GIESSE HINGE FOR DOORS Renk / Colour: Siyah-Beyaz-Gri-Eloksal Black-White-Grey-Anodized</p> <p>100 kg için 2 adet, 120 kg için 3 adet kullanılmalıdır. / Should be used 2 for 100 kg, 3 for 120 kg. EN 1935</p>	 <p>15.02.09 YERLİ KAPI MENTEŞESİ LOCAL HINGE FOR DOORS Renk / Colour: Siyah-Beyaz-Gri-Eloksal Black-White-Grey-Anodized</p> <p>85 kg için 3 adet kullanılmalıdır. / Should be used 3 for 85 kg. Max. kanat ölçüsü 900x2200. / Max. vent dimension 900x2200 TS EN 1935</p>	01
 <p>15.02.12 YERLİ KAPI MENTEŞESİ LOCAL HINGE FOR DOORS Renk / Colour: Siyah-Beyaz-Gri-Eloksal Black-White-Grey-Anodized</p> <p>100 kg için 3 adet kullanılmalıdır. / Should be used 3 for 100 kg. Max. kanat ölçüsü 900x2300. / Max. vent dimension 900x2300 TS EN 1935</p>	 <p>15.02.07 YERLİ KAPI MENTEŞESİ LOCAL HINGE FOR DOORS Renk / Colour: Siyah-Beyaz-Gri-Eloksal Black-White-Grey-Anodized</p> <p>100 kg için 2 adet kullanılmalıdır. / Should be used 2 for 100 kg. Max. kanat ölçüsü 900x2200. / Max. vent dimension 900x2200 TS EN 1935</p>	02
 <p>15.02.20 RESCARA KAPI MENTEŞESİ RESCARA HINGE FOR DOORS Renk / Colour: Siyah-Beyaz-Gri-Pres-Eloksal Black-White-Grey-Press-Anodized</p> <p>120 kg için 2 adet kullanılmalıdır. / Should be used 2 for 120 kg. EN 1935</p>	 <p>15.02.21 RESCARA KAPI MENTEŞESİ RESCARA HINGE FOR DOORS Renk / Colour: Siyah-Beyaz-Gri-Pres-Eloksal Black-White-Grey-Press-Anodized</p> <p>160 kg için 2 adet kullanılmalıdır. / Should be used 2 for 160 kg. EN 1935</p>	03
 <p>15.04.02 ÇARPMA KAPI MENTEŞESİ SWING DOOR HINGLE Malzeme / Material: Paslanmaz Çelik Stainless Steel</p>		04
 <p>15.02.07</p> <p>15.02.09</p> <p>15.02.12</p> <p>15.04.02</p> <p>15.02.20</p> <p>Ölçek/Scale: 1/3</p>		05
		06
		07
		08
		09
		10
		11
		12

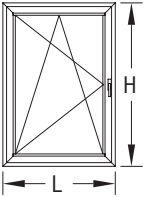

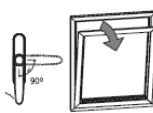
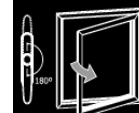


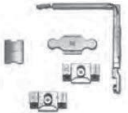
ÇİFT EKSEN MEKANİZMALARI / TILT & TURN MECHANISMS

01				<p>GIESSE FUTURA ÇİFT AÇILIM SETİ 80 kg GIESSE FUTURA TILT & TURN MECHANISM 80 kg</p> <p>Renk / Material: Siyah-Beyaz-Gri Black-White-Grey</p>
02				
03				
04	KANAT GENİŞLİĞİ SASH WIDTH	KANAT YÜKSEKLİĞİ SASH HEIGHT	KANAT AĞIRLIĞI SASH WEIGHT	GIESSE ÇİFT AÇILIM SETİ GIESSE TILT & TURN MECHANISM
05	410- 569 mm	600-1200 mm	80 kg	07.06.62
06	410- 569 mm	1201-2500 mm	80 kg	07.06.63
07	570-1000 mm	600-1200 mm	80 kg	07.06.64
08	570-1000 mm	1201-2500 mm	80 kg	07.06.65
09	1001-1700 mm	600-1200 mm	80 kg	07.06.66
10	1001-1700 mm	1201-2500 mm	80 kg	07.06.67
11				
12				

01				<p>GIESSE GİZLİ MENTEŞE ÇİFT AÇILIM SETİ 100 kg GIESSE HIDDEN HINGE TILT & TURN MECHANISM 100 kg</p> <p>Renk / Material: Siyah-Beyaz-Gri Black-White-Grey</p>
02				
03				
04	KANAT GENİŞLİĞİ SASH WIDTH	KANAT YÜKSEKLİĞİ SASH HEIGHT	KANAT AĞIRLIĞI SASH WEIGHT	GIESSE ÇİFT AÇILIM SETİ GIESSE TILT & TURN MECHANISM
05	600-1000 mm	600-1200 mm	100 kg	07.06.81
06	600-1000 mm	600-1200 mm	100 kg	07.06.82
07	600-1000 mm	1201-2500 mm	100 kg	07.06.83
08	600-1000 mm	1201-2500 mm	100 kg	07.06.84
09	1001-1700 mm	600-1200 mm	100 kg	07.06.85
10	1001-1700 mm	600-1200 mm	100 kg	07.06.86
11	1001-1700 mm	1201-2500 mm	100 kg	07.06.87
12	1001-1700 mm	1201-2500 mm	100 kg	07.06.88

ÇİFT EKSEN MEKANİZMALARI / TILT & TURN MECHANISMS

	<p>RESCARA ÇİFT AÇILIM SETİ 130 kg RESCARA TILT & TURN MECHANISM 130 kg</p> <p>Renk / Material: Siyah-Beyaz-Gri Black-White-Grey</p>					
						
KANAT GENİŞLİĞİ SASH WIDTH L (m)	KANAT YÜKSEKLİĞİ SASH HEIGHT H (m)	KANAT AĞIRLIĞI SASH WEIGHT KG	MEKANİZMA MECHANISM	MAKAS ARM	İLAVE KİLİTLEME ADDITIONAL LOCKING	İLAVE MAKAS ADDITIONAL ARM
563-1000 mm	600-1200 mm	130 kg	07.06.79	07.06.80	----	----
563-1000 mm	1200-2500 mm	130 kg	07.06.79	07.06.80	07.06.76	----
1000-1700 mm	600-1200 mm	130 kg	07.06.79	07.06.80	07.06.76	07.06.77
1000-1700 mm	1200-2500 mm	130 kg	07.06.79	07.06.80	07.06.76 (2 Adet)	07.06.77

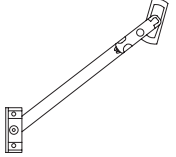
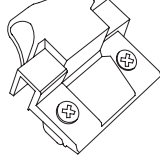




	<p>RESCARA AKILLI ÇİFT AÇILIM SETİ 130 kg RESCARA TBT TILT & TURN MECHANISM 130 kg</p> <p>Renk / Material: Siyah-Beyaz-Gri Black-White-Grey</p> <p>KOL ANAHTARLIDIR / HANDLE WITH KEYLOCK</p>					
						
KANAT GENİŞLİĞİ SASH WIDTH L (m)	KANAT YÜKSEKLİĞİ SASH HEIGHT H (m)	KANAT AĞIRLIĞI SASH WEIGHT KG	MEKANİZMA MECHANISM	MAKAS ARM	İLAVE KİLİTLEME ADDITIONAL LOCKING	İLAVE MAKAS ADDITIONAL ARM
563-1000 mm	600-1200 mm	130 kg	07.06.74 (TBT)	07.06.75 (TBT)	----	----
563-1000 mm	1200-2500 mm	130 kg	07.06.74 (TBT)	07.06.75 (TBT)	07.06.76	----
1000-1700 mm	600-1200 mm	130 kg	07.06.74 (TBT)	07.06.75 (TBT)	----	07.06.77
1000-1700 mm	1200-2500 mm	130 kg	07.06.74 (TBT)	07.06.75 (TBT)	07.06.76	07.06.77

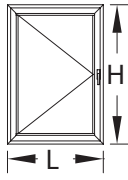







PENCERE KOLLARI / WINDOW HANDLES

01	A white, curved window handle with a keyhole and a mounting bracket.	07.05.25 GIESSE İSPANYOLET KOL (ÇİFT DİLLİ) GIESSE HANDLE FOR WINDOWS (DOUBLE RAIL) Renk / Color: Siyah-Beyaz-Gri Black-White-Grey	A white, curved window handle with a keyhole and a mounting bracket, similar to 07.05.25 but with a different keyhole design.	07.05.33 GIESSE ANAHTARLI İSPANYOLET KOL (ÇİFT DİLLİ) GIESSE KEY HANDLE FOR WINDOWS (DOUBLE RAIL) Renk / Color: Siyah-Beyaz-Gri Black-White-Grey
02				
03				
04	A white plastic connection rod with two rectangular ends.	07.25.01 GIESSE TIJ BAĞLANTI PARÇASI GIESSE CONNECTION ROD Malzeme / Material: Polyamid - Polyamide Renk / Color: Siyah-Black	A white, curved window handle body with a keyhole and a mounting bracket.	07.05.34 GIESSE SÖKÜLEBİLİR KOL GÖVDESİ (ÇİFT DİLLİ) GIESSE REMOVABLE HANDLE BODY (DOUBLE RAIL) Renk / Color: Siyah-Beyaz-Gri Black-White-Grey
05		07.05.25, 07.05.33 ve 07.05.34 Kol için / For Handle 07.05.25, 07.05.33 and 07.05.34		
06	A black, curved window handle with a keyhole and a mounting bracket.	07.05.29 RESCARA GLOBAL ANAHTARLI PENCERE KOLU (TEK DİLLİ) RESCARA GLOBAL KEY HANDLE FOR WINDOWS (SINGLE RAIL) Renk / Color: Siyah-Beyaz-Gri Black-White-Grey	A black, curved window handle body with a keyhole and a mounting bracket.	07.05.35 GIESSE SÖKÜLEBİLİR KOL GIESSE REMOVABLE HANDLE Renk / Color: Siyah-Black
07		EN 1670		
08	A black plastic connection part for a handle, with a rectangular end and a circular hole.	07.13.07 RESCARA KOL BAĞLANTI PARÇASI RESCARA CONNECTION PART FOR HANDLE Malzeme / Material: Zamak -Zamak	A black, curved window handle body with a keyhole and a mounting bracket.	07.05.30 RESCARA GLOBAL SÖKÜLEBİLİR KOL GÖVDESİ (ÇİFT DİLLİ) RESCARA GLOBAL REMOVABLE HANDLE BODY (DOUBLE RAIL) Renk / Color: Siyah-Beyaz-Gri Black-White-Grey
09		07.05.28, 07.05.29 Kol için / For Handle 07.05.28, 07.05.29		EN 1670
10	A black, curved window handle with a keyhole and a mounting bracket.	07.05.28 RESCARA GLOBAL PENCERE KOLU (TEK DİLLİ) RESCARA GLOBAL HANDLE FOR WINDOWS (SINGLE RAIL) Renk / Color: Siyah-Beyaz-Gri Black-White-Grey	A black, curved window handle body with a keyhole and a mounting bracket.	07.05.31 RESCARA SÖKÜLEBİLİR KOL RESCARA REMOVABLE HANDLE Renk / Color: Siyah-Black
11		EN 1670		EN 1670
12	A black, curved window handle with a keyhole and a mounting bracket.	07.05.32 RESCARA GLOBAL PENCERE KOLU (ÇİFT DİLLİ) RESCARA GLOBAL HANDLE FOR WINDOWS (DOUBLE RAIL) Renk / Color: Siyah-Beyaz-Gri Black-White-Grey	A black plastic connection part for a handle, with a rectangular end and a circular hole.	07.13.08 RESCARA KOL BAĞLANTI PARÇASI RESCARA CONNECTION PART FOR HANDLE Malzeme / Material: PVC Renk / Color: Siyah-Black
		EN 1670, 13126-8		07.05.30, 07.05.32 Kol için / For Handle 07.05.30, 07.05.32








İSPANYOLET KİLİTLEME PARÇALARI / LOCKING KITS






 <p>07.13.03 PİM LOCK PIN Malzeme / Material: Zamak -Zamak</p>	 <p>07.13.06 GIESSE PİM GIESSE ADJUSTABLE LOCKING PAWL Malzeme / Material: Zamak -Zamak</p>	01
 <p>07.09.07 GIESSE AYARLI PİM KARŞILIĞI GIESSE ADJUSTABLE SINGLE STRIKER Malzeme / Material: Zamak -Zamak</p>	 <p>07.09.08 GIESSE ARKA KİLİTLEME GIESSE BURGLAR BOLT Malzeme / Material: Zamak -Zamak</p>	02
 <p>18.07.01 GIESSE SÜRGÜ SETİ GIESSE BOLT FOR LEAF Malzeme / Material: Zamak ve Polyamid Zamak and Polyamide Pasif kanat için / For secondary sash</p>	 <p>07.09.11 RESCARA SABİT KARŞILIK RESCARA FIXED STRIKER Malzeme / Material: Zamak -Zamak</p>	03
 <p>18.06.01 GIESSE KARŞILIK GIESSE STRIKER Malzeme / Material: Paslanmaz Çelik ve Zamak Stainless Steel and Zamak</p>	 <p>07.09.12 RESCARA AYARLI KARŞILIK RESCARA ADJUSTABLE STRIKER Malzeme / Material: Zamak -Zamak</p>	04
 <p>07.09.13 RESCARA ARKA KİLİTLEME RESCARA BURGLAR BOLT Malzeme / Material: Zamak -Zamak</p>	 <p>07.21.02 GIESSE KÖŞE DÖNME GIESSE CORNER DRIVE Malzeme / Material: Zamak -Zamak</p>	05
 <p>07.21.03 RESCARA KÖŞE DÖNME RESCARA CORNER DRIVE Malzeme / Material: Zamak -Zamak</p>	 <p>07.06.78 RESCARA MICROVENTİLASYON RESCARA MICROVENTILATION Malzeme / Material: Zamak -Zamak</p>	06
		07
		08
		09
		10
		11
		12

01		07.07.02 VASİSTAS MAKAS ARM FOR BOTTOM-HUNG WINDOWS Renk / Colour : Siyah-Beyaz-Gri Black-White-Grey		07.08.01 RESCARA VASİSTAS MANDAL RESCARA DEVICE FOR CLOSING BOTTOM-HUNG WINDOWS Renk / Colour : Siyah-Beyaz-Gri Black-White-Grey
02				
03		07.07.08 SINIRLAYICI MAKAS LIMITER Malzeme / Material : Gümüş-Paslanmaz Çelik Silver - Stainless Steel		07.07.09 GIESSE VASİSTAS MAKAS GIESSE ARM FOR BOTTOM-HUNG WINDOWS Renk / Colour : Siyah-Beyaz-Gri Black-White-Grey
04				
05		07.07.11 GIESSE VASİSTAS PENCERE SETİ GIESSE BOTTOM HUNG WINDOW SET Kol ve menteşe sete dahil değildir. Handle and hinge is not included in the set		11.02.34 RESCARA KANAT DESTEK TAKOZU RESCARA VENT SUPPORT PIECE Malzeme / Material : PVC Renk / Colour : Siyah / Black
06				
07				

ÇİFT DİLLİ KOL VE KİLİTLEME SETİ SEÇİM TABLOSU DOUBLE RAILED HANDLE AND LOCKING KIT TABLE			TEMEL SET MAIN SET	İLAVE ÜRÜNLER ADDITIONAL PRODUCTS	
KOD CODE	AÇIKLAMA DESCRIPTION	ÜRÜN RESMİ PRODUCT IMAGE	H<1200mm L<1000mm	1200mm < H < 2700 mm	1000mm < L < 1400 mm
07.05.25	GIESSE ÇİFT DİLLİ KOL GIESSE DOUBLE RAIL HANDLE		1		
07.25.01	GIESSE KOL BAĞLANTISI GIESSE ROD CONNECTION PIECES		1		
07.13.06	GIESSE AYARLI PİM GIESSE ADJUSTABLE LOCKING PAWL		2	2	2
07.09.11	RESCARA SABİT KARŞILIK RESCARA FIXED STRIKER		2	2	2
07.09.07	GIESSE AYARLI PİM KARŞILIĞI GIESSE ADJUSTABLE SINGLE STRIKER				2
07.21.02	GIESSE KÖŞE DÖNME GIESSE CORNER DRIVE				2
11.02.34	RESCARA KANAT DESTEK TAKOZU RESCARA VENT SUPPORT PIECE		1		

*** Giesse kol ve kilitleme aksesuarları 25 I 07 tij profili ile kullanılmalıdır.
Giesse handle and locking accessories should be used with 25 I 07 rod profile.

TEK DİLLİ KOL VE KİLİTLEME SETİ SEÇİM TABLOSU SINGLE RAILED HANDLE AND LOCKING KIT TABLE			TEK DİLLİ KOL VE KİLİTLEME SETİ SEÇİM TABLOSU SINGLE RAILED HANDLE AND LOCKING KIT TABLE	
TEK DİLLİ KOL VE KİLİTLEME SETİ SEÇİM TABLOSU SINGLE RAILED HANDLE AND LOCKING KIT TABLE			TEK DİLLİ KOL VE KİLİTLEME SETİ SEÇİM TABLOSU SINGLE RAILED HANDLE AND LOCKING KIT TABLE	TEK DİLLİ KOL VE KİLİTLEME SETİ SEÇİM TABLOSU SINGLE RAILED HANDLE AND LOCKING KIT TABLE
KOD CODE	AÇIKLAMA DESCRIPTION	ÜRÜN RESMİ PRODUCT IMAGE	H<1200mm L<1000mm	1200mm < H < 2700 mm 1000mm < L < 1400 mm
07.05.28 07.05.29	RESCARA TEK DİLLİ KOL GIESSE DOUBLE RAIL HANDLE		1	
07.13.07	RESCARA KOL BAĞLANTI PARÇASI RESCARA CONNECTION PART FOR HANDLE		1	
07.13.06	GIESSE AYARLI PİM GIESSE ADJUSTABLE LOCKING PAWL		2	2
07.09.11	RESCARA SABİT KARŞILIK RESCARA FIXED STRIKER		2	2
07.09.12	RESCARA AYARLI KARŞILIK RESCARA ADJUSTABLE STRIKER			2
07.21.03	RESCARA KÖŞE DÖNME RESCARA CORNER DRIVE			2
11.02.34	RESCARA KANAT DESTEK TAKOZU RESCARA VENT SUPPORT PIECE		1	

ÇİFT/TEK AÇILIM PASİF KANAT AKSESUAR SEÇİM TABLOSU SECONDARY SASH LOCKING KIT TABLE			ÇİFT/TEK AÇILIM PASİF KANAT AKSESUAR SEÇİM TABLOSU SECONDARY SASH LOCKING KIT TABLE	
ÇİFT/TEK AÇILIM PASİF KANAT AKSESUAR SEÇİM TABLOSU SECONDARY SASH LOCKING KIT TABLE			TEK DİLLİ KOL VE KİLİTLEME SETİ SEÇİM TABLOSU SINGLE RAILED HANDLE AND LOCKING KIT TABLE	TEK DİLLİ KOL VE KİLİTLEME SETİ SEÇİM TABLOSU SINGLE RAILED HANDLE AND LOCKING KIT TABLE
KOD CODE	AÇIKLAMA DESCRIPTION	ÜRÜN RESMİ PRODUCT IMAGE	H<1200mm L<1000mm	1200mm < H < 2700 mm 1000mm < L < 1400 mm
18.07.01	GIESSE SÜRGÜ SETİ GIESSE BOLT FOR LEAF		1	
18.06.01	GIESSE KARŞILIK GIESSE STRIKER		2	
07.21.02	GIESSE KÖŞE DÖNME PARÇASI GIESSE CORNER DRIVE			2
07.09.07	GIESSE AYARLI PİM KARŞILIĞI GIESSE ADJUSTABLE SINGLE STRIKER			2
07.09.08	GIESSE ARKA KİLİTLEME GIESSE BURGLAR BOLT			1

*** Giesse kol ve kilitleme aksesuarları 25 I 07 tij profili ile kullanılmalıdır.
Giesse handle and locking accessories should be used with 25 I 07 rod profile.

KAPI KOLLARI / DOOR HANDLES

01



07.14.06

GIESSE KAPI KOLU
GIESSE DOOR HANDLE

Renk / Color: Siyah-Beyaz-Gri
Black-White-Grey

02



07.14.07

RESCARA GLOBAL KAPI KOLU
RESCARA GLOBAL DOOR HANDLE

Renk / Color: Siyah-Beyaz-Gri
Black-White-Grey

03

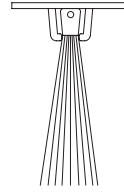


07.14.08

RESCARA MULETA KAPI KOLU
RESCARA GLOBAL DOOR HANDLE

Renk / Color: Siyah-Beyaz-Gri
Black-White-Grey

04



17.02.01

KAPI ALTI FIRÇASI
BRUSH FOR DOORS

Malzeme / Material: Polipropilen
Polypropylene

05

06

07


08

09

10

11

12



Ölçek/Scale: 1/3

KAPI KOLLARI / DOOR HANDLES

01

02

03

04

05

06

07

08

09

10

11

12



07.17.19

AKBANK KAPI KOLU
DOOR HANDLE

Renk / Colour: Siyah-Beyaz-Gri-Eloksal
Black-White-Grey-Anodized


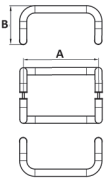
Ölçüler / Dimensions: H:200 cm


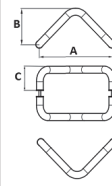



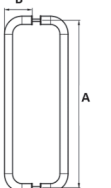
07.13.10


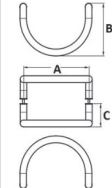
AKBANK KOL APARATI
DOOR HANDLE

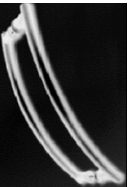
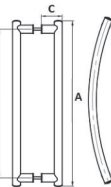
Renk / Colour: Siyah-Beyaz-Gri-Eloksal
Black-White-Grey-Anodized


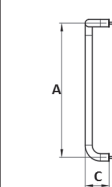
		Renk / Colour: Siyah-Beyaz-Gri-Eloksal Black-White-Grey-Anodized	
KOD CODE	Ø (mm)	A (mm)	B (mm)
07.17.10	25	200	130
07.17.11	25	300	130
07.17.02	25	400	130
07.17.27	25	500	160

		V KOL DOOR HANDLE Renk / Colour: Siyah-Beyaz-Gri-Eloksal Black-White-Grey-Anodized		
KOD CODE	Ø (mm)	A (mm)	B (mm)	C (mm)
07.17.06	25	200	130	80
07.17.29	25	250	130	80
07.17.30	25	300	130	80
07.17.31	30	400	160	100

		U KOL DOOR HANDLE Renk / Colour: Siyah-Beyaz-Eloksal Black-White-Anodized	
KOD CODE	Ø (mm)	A (mm)	B (mm)
07.17.08	25	200	80
07.17.35	25	300	80
07.17.36	30	400	100


		YARIM AY KOL DOOR HANDLE Renk / Colour: Siyah-Beyaz-Eloksal Black-White-Anodized		
KOD CODE	Ø (mm)	A (mm)	B (mm)	C (mm)
07.17.32	25	200	130	80
07.17.20	25	300	130	80
07.17.33	30	350	160	100

		YAY KOL DOOR HANDLE Renk / Colour: Siyah-Beyaz-Eloksal Black-White-Anodized	
KOD CODE	Ø (mm)	A (mm)	B (mm)
07.17.37	80	400	350
07.17.22	80	500	450
07.17.38	80	600	550
07.17.39	80	700	650
07.17.40	80	800	750

		BASTON KOL DOOR HANDLE Renk / Colour: Siyah-Beyaz-Eloksal Black-White-Anodized		
KOD CODE	Ø (mm)	A (mm)	B (mm)	C (mm)
07.17.23	25	900	180	80
07.17.34	25	1000	180	80

KAPI KİLİTLERİ / DOOR LOCKS

01



18.01.09

MAKARALI KİLİT
MORTISE LOCK (WITH ROLLER)




18.02.24

MAKARALI KİLİT KARŞILIĞI
STRIKER FOR ROLLER LOCK

02

03

04



18.01.08

DİLLİ KİLİT
MORTISE LOCK

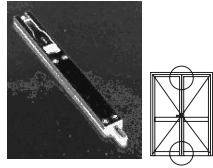


18.02.25

DİLLİ KİLİT KARŞILIĞI
STRIKER FOR MORTISE LOCK

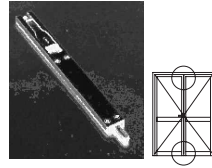
05

06



18.03.01

KAPI SÜRGÜSÜ (UZUN)
BOLT FOR DOORS (LONG)

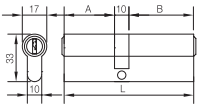


18.03.06

KAPI SÜRGÜSÜ (KISA)
BOLT FOR DOORS (SHORT)

07

08



18.04.18

BAREL
CYLINDER

A	B	L
26	50	86

Malzeme / Material: Krom-Nikel
Chrome-Nickel



18.05.02

BAREL AYNASI
CYLINDER COVER

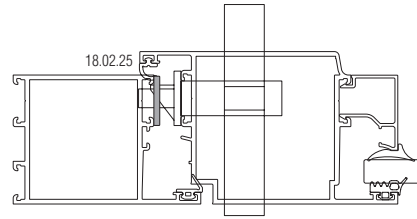
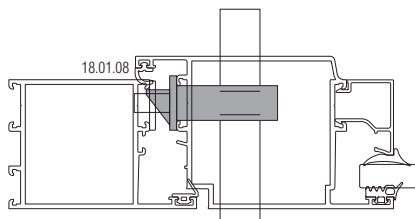
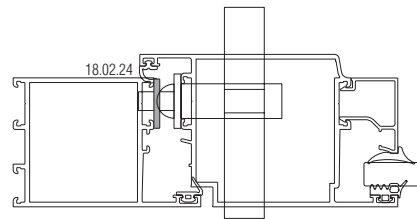
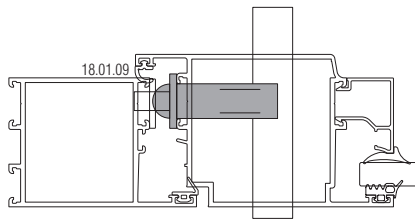
Renk / Colour : Siyah-Beyaz-Gri
Black-White-Grey

09

10

11

12



Ölçek/Scale: 1/3