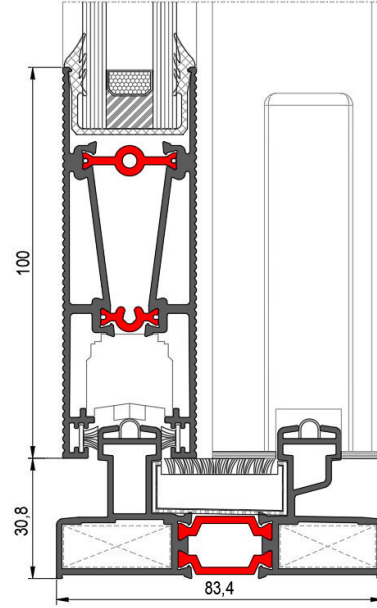


MİMARİ KATALOG
ARCHITECTURAL CATALOGUE

Alüminyum Sürme Sistemleri
Aluminium Sliding Systems



RST 83



TEKNİK ÖZELLİKLERİ / TECHNICAL PROPERTIES

KASA DERİNLİĞİ / FRAME DEPTH	min.83,4mm - max.145mm
KANAT DERİNLİĞİ / VENT DEPTH	min.34,2mm - max.72,8mm
PROFİL ET KALINLIĞI / PROFILE WALL THICKNESS	1,4 mm
CAM KALINLIĞI / GLASS THICKNESS	8 / 10 / 20 / 24 mm
ISI BARIYERLERİ / THERMAL INSULATION BAR	14,8 / 20 / 24 mm

KULLANIM SEÇENEKLERİ / APPLICATION ALTERNATIVES

	KAPI DOOR	PENCERE WINDOW
BASİT SÜRME / SLIDING	•	•
90° KANAT BİRLEŞİMİ / 90° VENT COMBINATION	•	•
CAM ÇITALI KANAT / VENT WITH GLAZING BEAD	•	•
CAM ÇITASIZ KANAT / VENT WITHOUT GLAZING BEAD	•	•
3 RAYLI KASA / 3 RAILED FRAME	•	•
SİNEKLİK / INSECT SCREEN	•	•
SABİTLE BİRLEŞİM / COMBINATION WITH FIXED PART	•	•

PERFORMANS DEĞERLERİ / PERFORMANCE VALUES

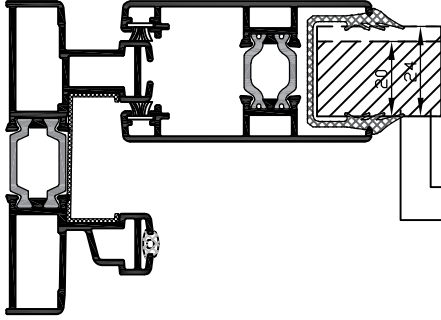
SİSTEM UF DEĞERİ - EN 10077-2
(THERMAL INSULATION VALUE)



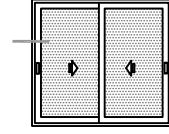
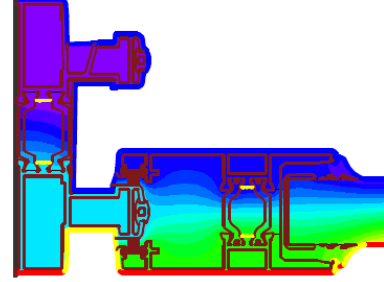
4,12~5,89 W/M²K

ISI YALITIM DEĞERLERİ (UF) / THERMAL INSULATION VALUE (UF):

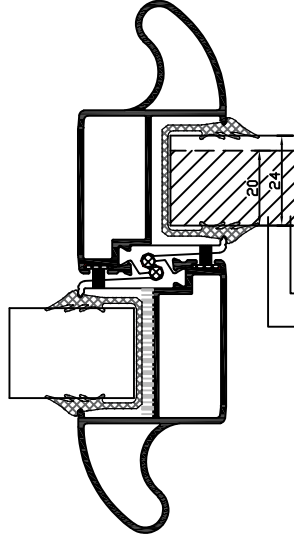
CAM KALINLIKLARI (GLASS THICKNESS) : 20 / 24mm Cam Çıtalı



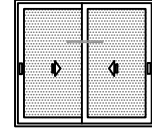
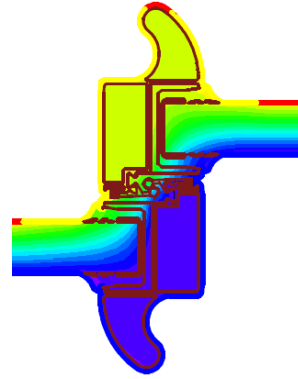
UF: 4,39 W/M²K
UF: 4,41 W/M²K



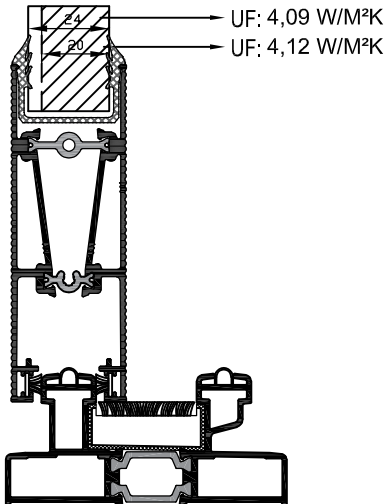
CAM KALINLIKLARI (GLASS THICKNESS) : 20 / 24mm Cam Çıtalı



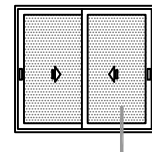
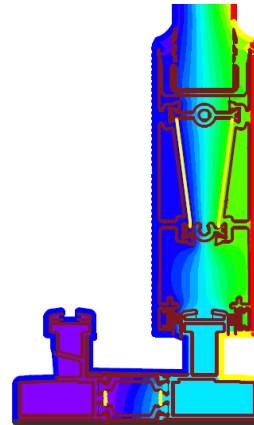
UF: 5,44 W/M²K
UF: 5,89 W/M²K



CAM KALINLIKLARI (GLASS THICKNESS) : 20 / 24mm Cam Çıtalı

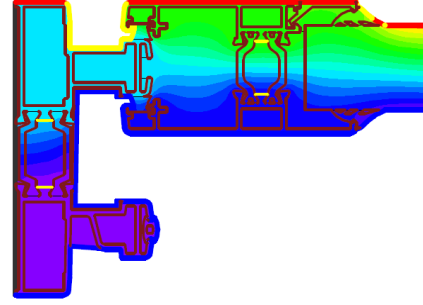
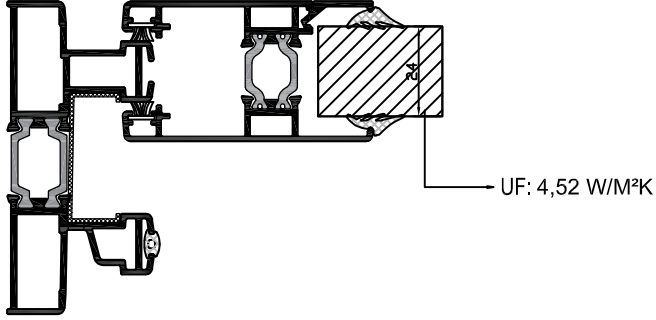
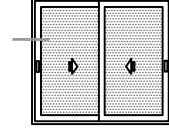


UF: 4,09 W/M²K
UF: 4,12 W/M²K

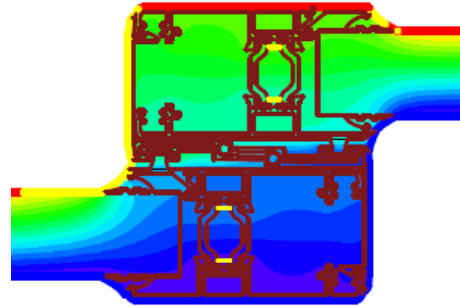
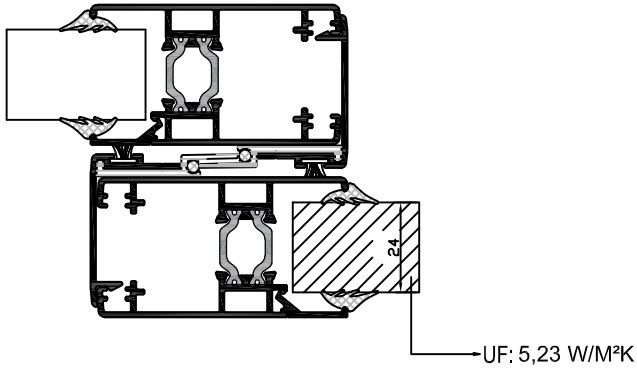
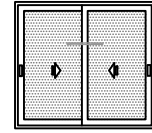


ISI YALITIM DEĞERLERİ (UF) / THERMAL INSULATION VALUE (UF):

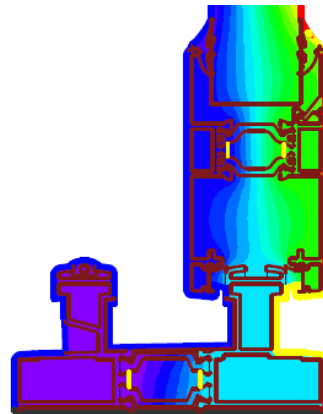
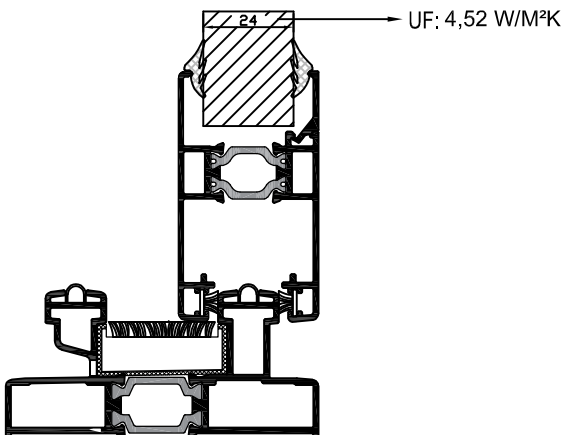
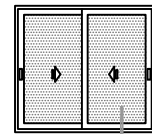
CAM KALINLIKLARI (GLASS THICKNESS) : 24mm Cam Çıtalı



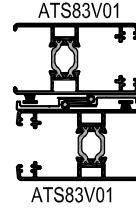
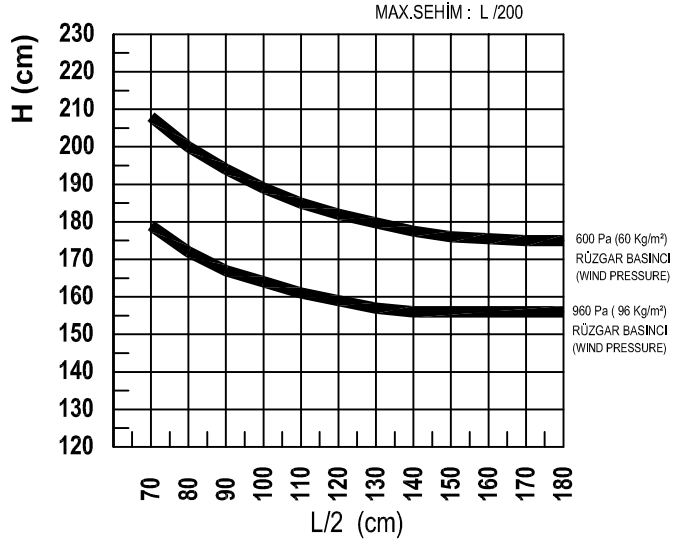
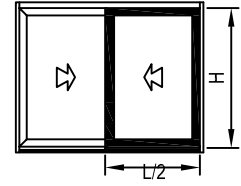
CAM KALINLIKLARI (GLASS THICKNESS) : 24mm Cam Çıtalı



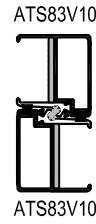
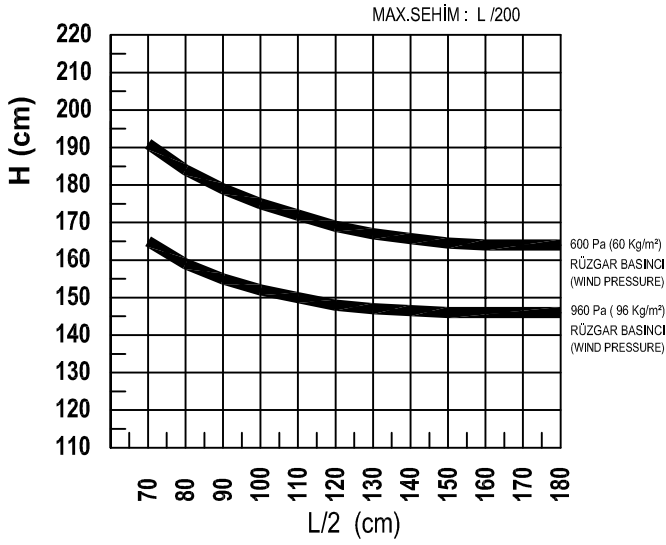
CAM KALINLIKLARI (GLASS THICKNESS) : 24mm Cam Çıtalı



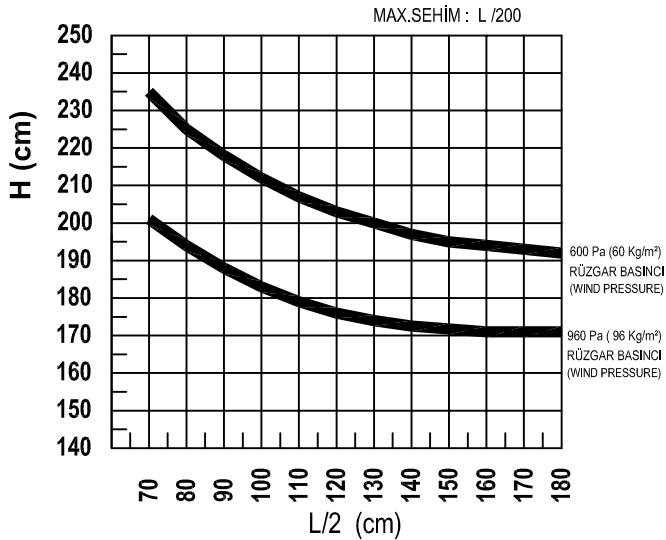
RÜZGAR YÜKÜNE GÖRE KULLANIM LİMİTLERİ GRAFİĞİ USAGE DIAGRAM FOR THE WIND LOAD



ATS83V01 Jx: 6,765 cm⁴
ATS83V01 Jx: 6,765 cm⁴
TOPLAM Jx: 13,53 cm⁴

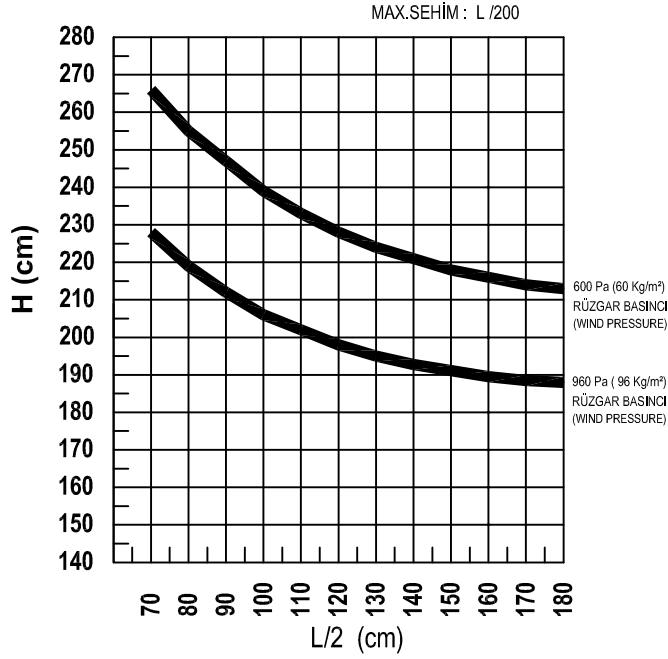
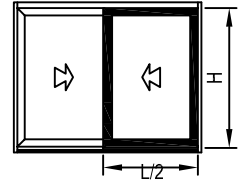


ATS83V10 Jx: 5,235 cm⁴
ATS83V10 Jx: 5,235 cm⁴
TOPLAM Jx: 10,47 cm⁴

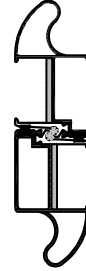


ATS83V10 Jx: 5,235 cm⁴
ATS83V09 Jx: 14,35 cm⁴
TOPLAM Jx: 19,585 cm⁴

RÜZGAR YÜKÜNE GÖRE KULLANIM LİMİTLERİ GRAFIĞI USAGE DIAGRAM FOR THE WIND LOAD



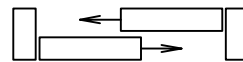
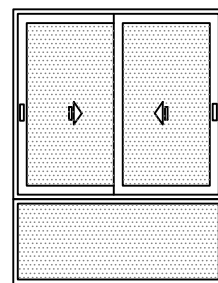
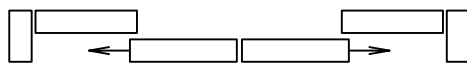
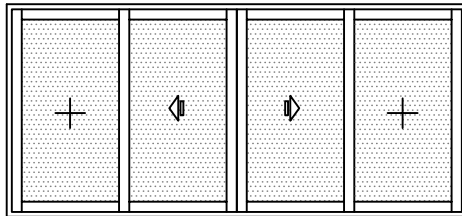
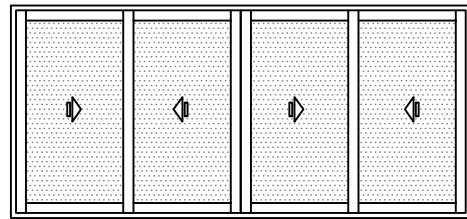
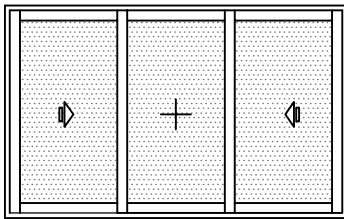
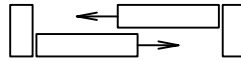
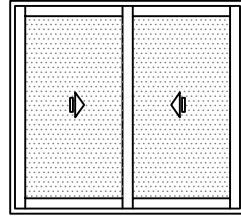
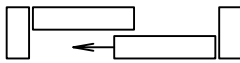
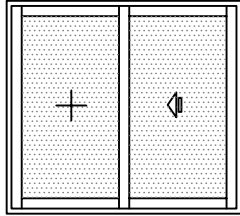
ATS83V09



ATS83V09

ATS83V09 Jx: 14,35 cm⁴
ATS83V09 Jx: 14,35 cm⁴
TOPLAM Jx: 28,70 cm⁴

SİSTEM TİPOLOJİSİ SYSTEM TYPOLOGY



MİMARİ KATALOG
ARCHITECTURAL CATALOGUE

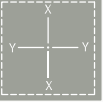
Alüminyum Sürme Sistemleri
Aluminium Sliding Systems

RST83

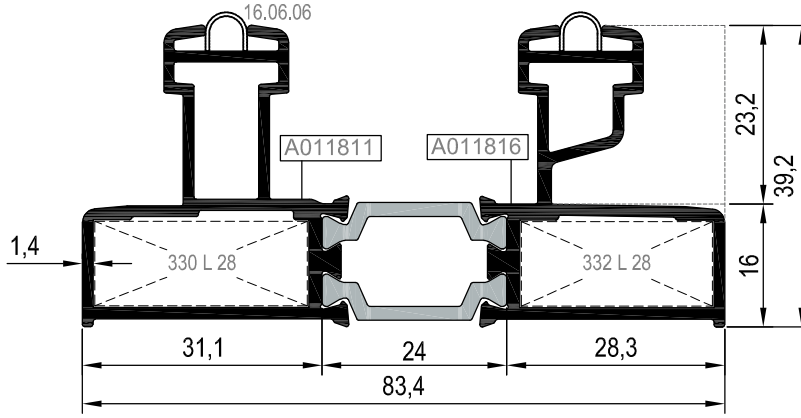
PROFİLLER

PROFILES

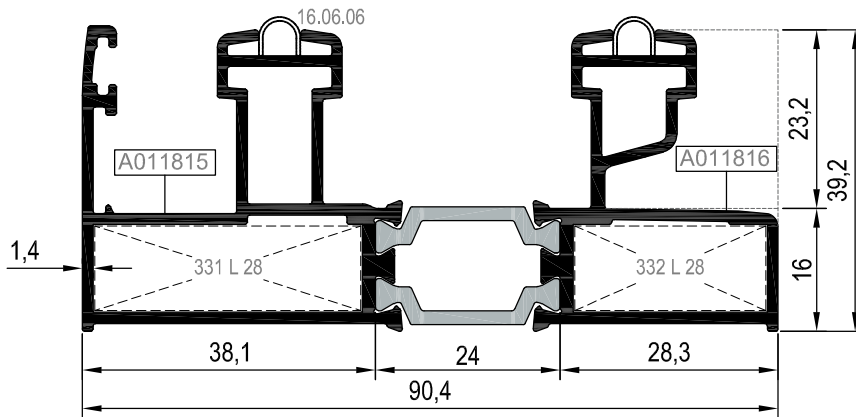
KOD / CODE	AĞIRLIK (kg/m) / WEIGHT	Jxx cm ⁴	Jyy cm ⁴	L m
ATS83F01	1,516	31,840	7,539	6
ATS83F02	1,695	45,680	8,577	6
ATS83F03	2,055	92,031	10,864	6



ATS83F01

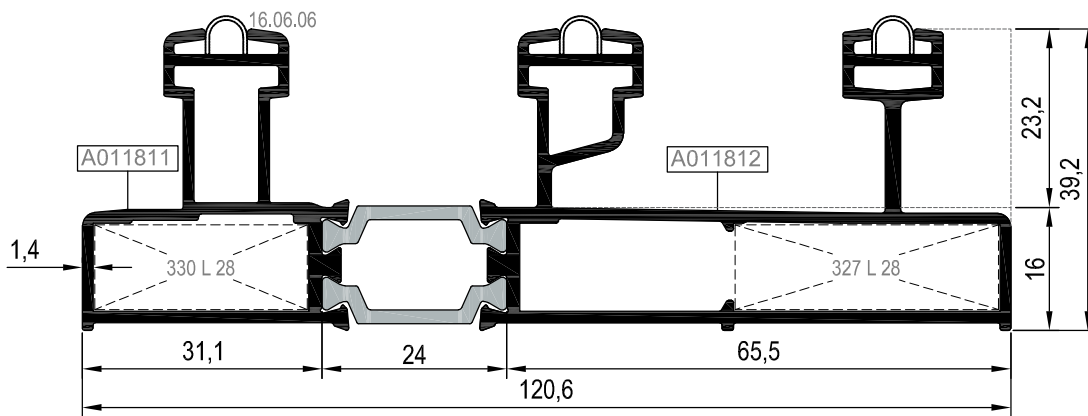


ATS83F02



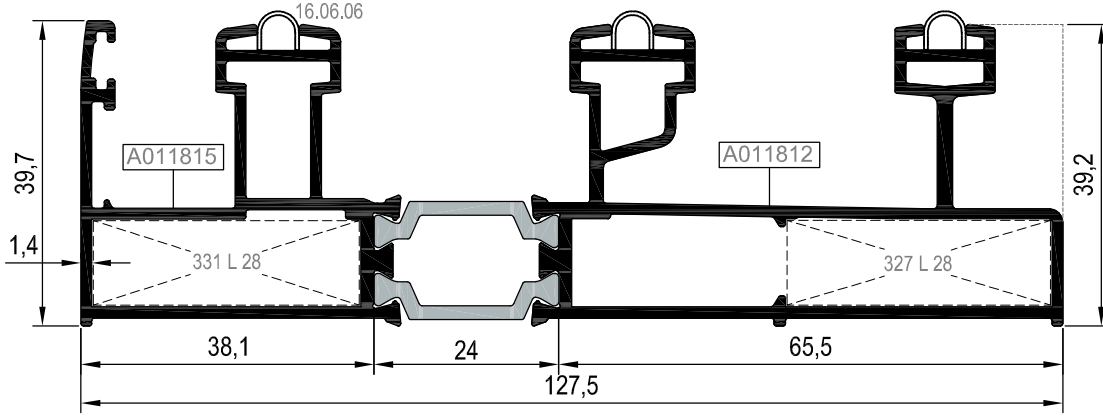
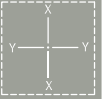
ATS83F03

Sineklik Kanadı için Kasa

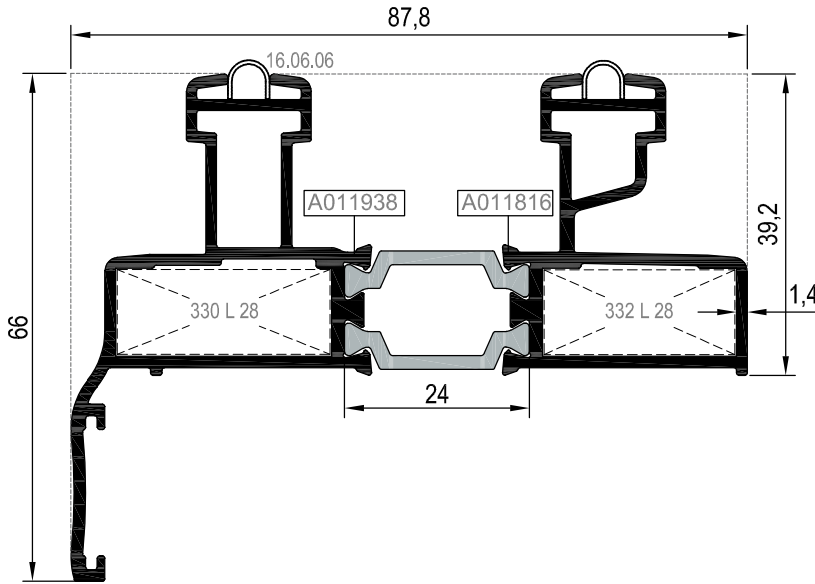


Nr		L m	KESİM ÖLÇÜSÜ CUTTING SIZE	AKS. KODU ACS. CODE
ATS83F01	A011811	25 L 28 (A010542)	27,6 mm	330 L 28
	A011816	25 L 28 (A010542)	24,8 mm	332 L 28
ATS83F02	A011815	25 L 28 (A010542)	34,5 mm	331 L 28
	A011816	25 L 28 (A010542)	24,8 mm	332 L 28
ATS83F03	A011811	25 L 28 (A010542)	27,6 mm	330 L 28
	A011812	25 L 28 (A010542)	34,2 mm	327 L 28

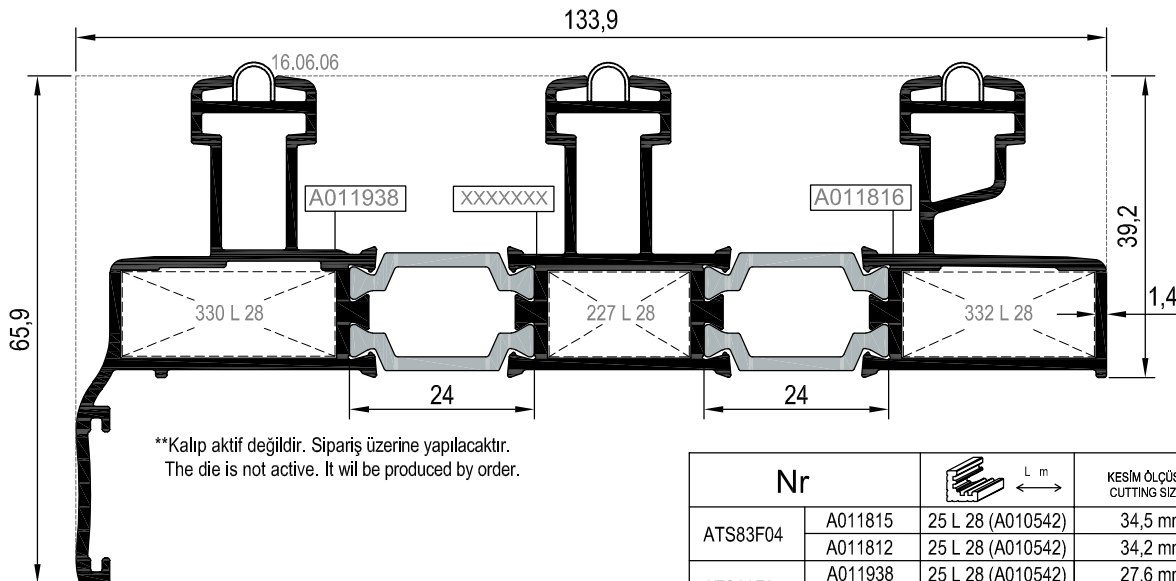
KOD / CODE	AĞIRLIK (kg/m) / WEIGHT	Jxx cm ⁴	Jyy cm ⁴	L m
ATS83F04	2,234	89,263	11,947	6
ATS83F05	1,671	31,462	12,541	6
ATS83F06	-----	-----	-----	6



ATS83F04
Sineklik Kanadı için Kasa




ATS83F05



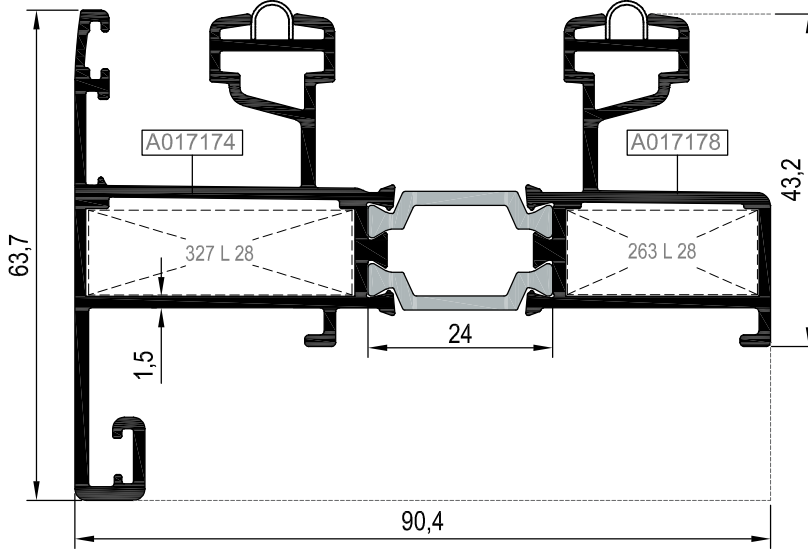
**ATS83F06

**Kalıp aktif değildir. Sipariş üzerine yapılacaktır.
The die is not active. It will be produced by order.

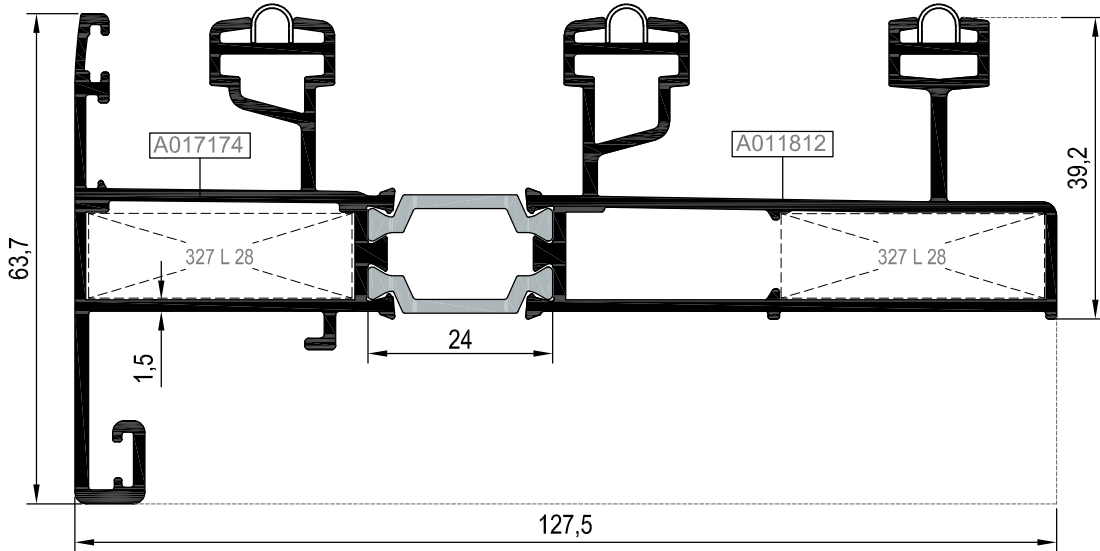
Nr		L m	KESİM ÖLÇÜSÜ CUTTING SIZE	AKS. KODU ACS. CODE
ATS83F04	A011815	25 L 28 (A010542)	34,5 mm	331 L 28
	A011812	25 L 28 (A010542)	34,2 mm	327 L 28
ATS83F05	A011938	25 L 28 (A010542)	27,6 mm	330 L 28
	A011816	25 L 28 (A010542)	24,8 mm	332 L 28
ATS83F06	A011938	25 L 28 (A010542)	27,6 mm	330 L 28
	25 L 28 (A010542)	18,1 mm	227 L 28
	A011816	25 L 28 (A010542)	24,8 mm	332 L 28



KOD / CODE	AĞIRLIK (kg/m) / WEIGHT	Jxx cm ⁴	Jyy cm ⁴	L m	
ATS83F07	1,966	47,011	16,795	6	
ATS83F08	2,483	115,167	19,982	6	


ATS83F07



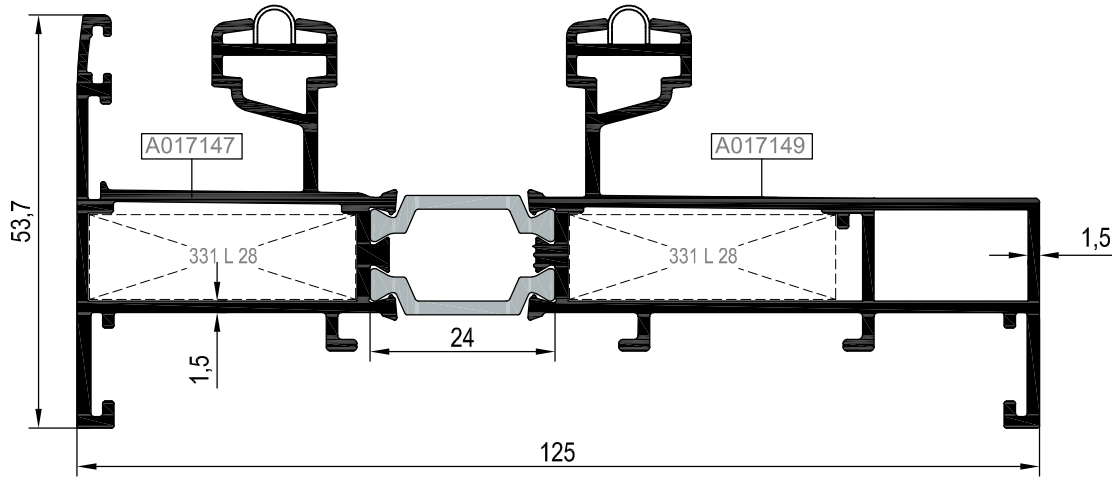
ATS83F08



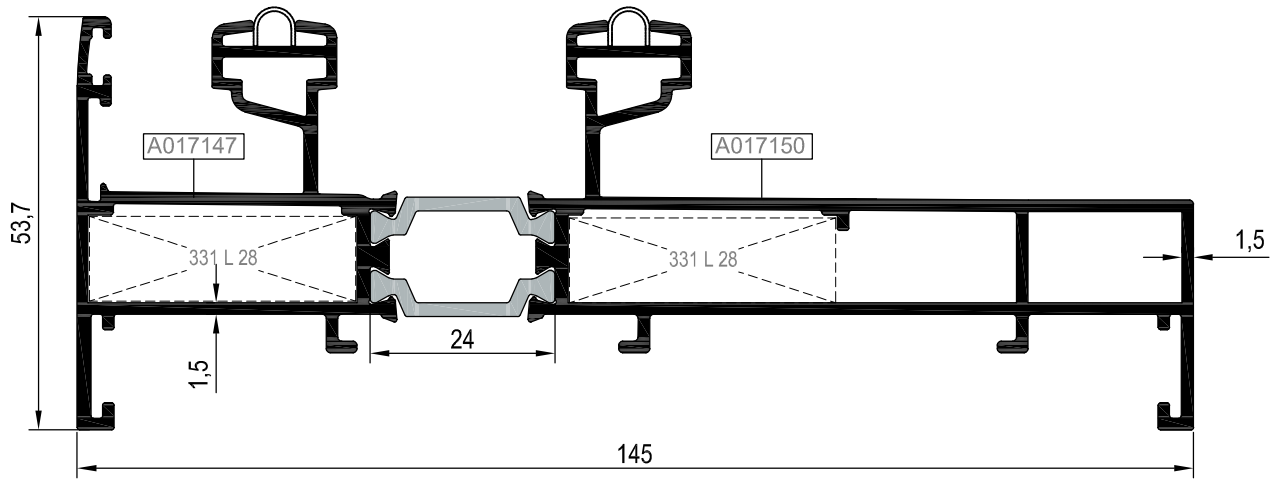
Nr		L m	KESİM ÖLÇÜSÜ CUTTING SIZE		AKS. KODU ACS. CODE
ATS83F07	A017174	25 L 28 (A010542)	34,2 mm		327 L 28
	A017178	25 L 28 (A010542)	24,7 mm		263 L 28
ATS83F08	A017174	25 L 28 (A010542)	34,2 mm		327 L 28
	A011812	25 L 28 (A010542)	34,2 mm		327 L 28



KOD / CODE	AĞIRLIK (kg/m) / WEIGHT	Jxx cm ⁴	Jyy cm ⁴	L m	
ATS83F09	2,321	100,708	14,550	6	
ATS83F10	2,483	147,318	14,936	6	

ATS83F09



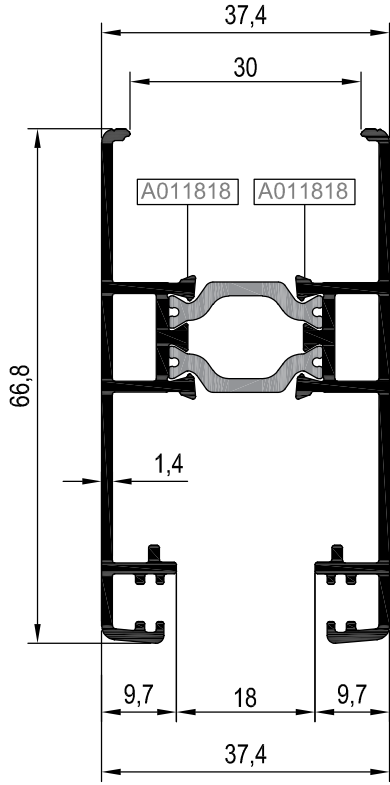
ATS83F10



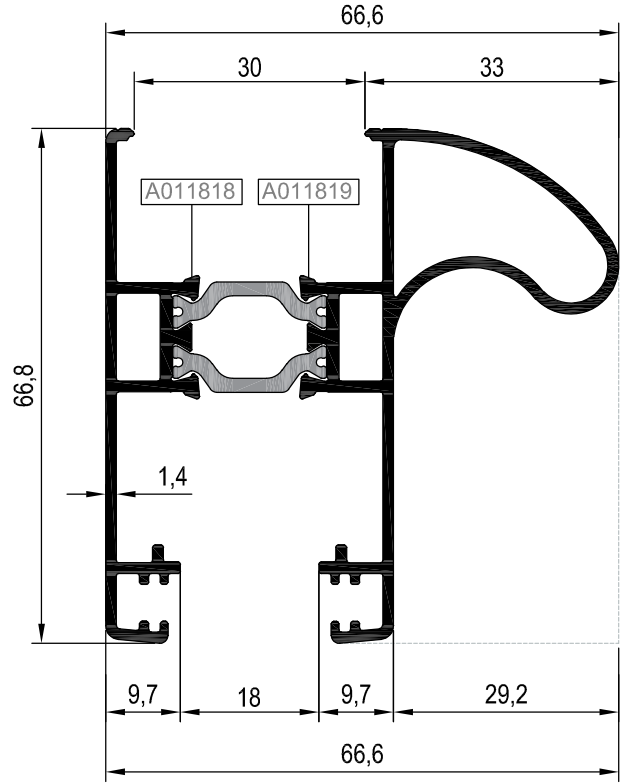
Nr		 L m	KESİM ÖLÇÜSÜ CUTTING SIZE	 AKS. KODU ACS. CODE
ATS83F09	A017147	25 L 28 (A010542)	34,5 mm	331 L 28
	A017149	25 L 28 (A010542)	34,5 mm	331 L 28
ATS83F10	A017147	25 L 28 (A010542)	34,5 mm	331 L 28
	A017150	25 L 28 (A010542)	34,5 mm	331 L 28

KOD / CODE	AĞIRLIK (kg/m) / WEIGHT	Jxx cm ⁴	Jyy cm ⁴	L m	
ATS83V01	1,136	6,765	12,389	6	
ATS83V02	1,412	14,612	16,825	6	
ATS83V03	1,180	6,901	12,397	6	
ATS83V07	1,086	7,907	10,538	6	

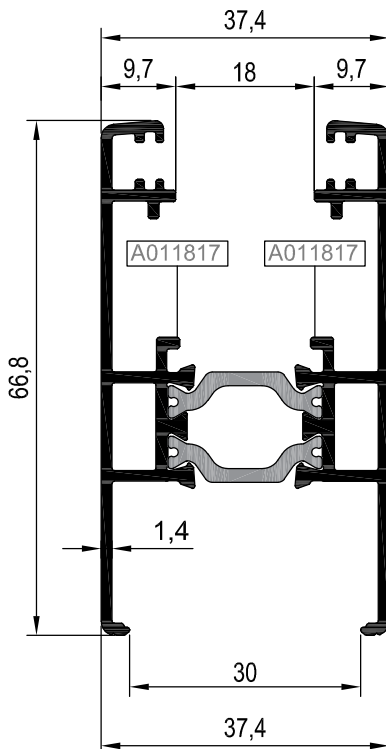
ATS83V01



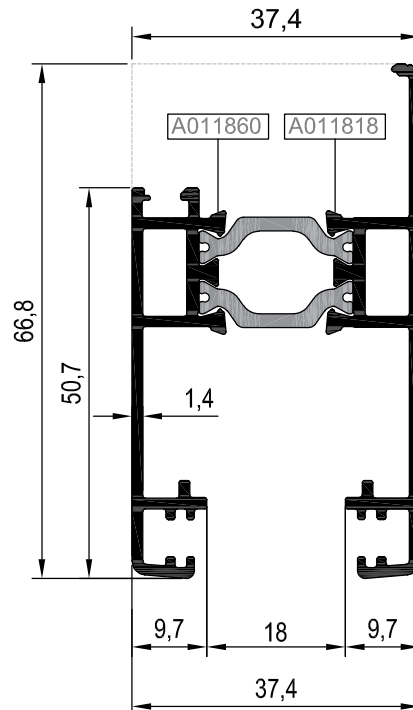
ATS83V02




ATS83V03

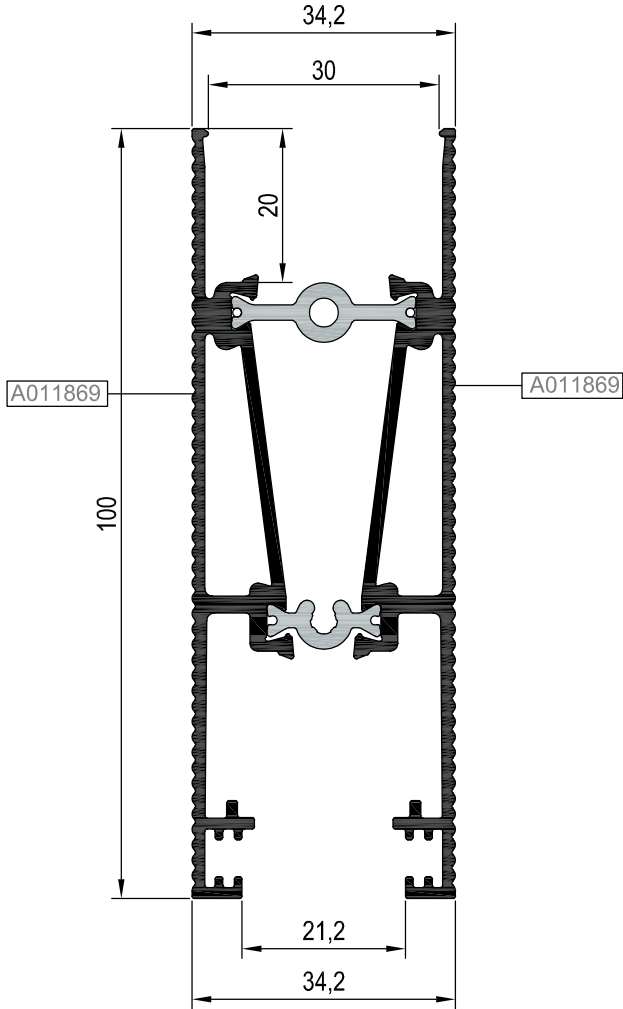


ATS83V07

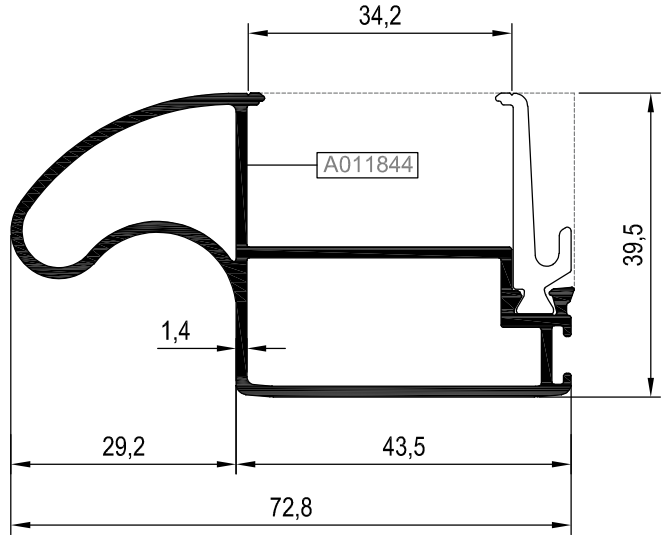


KOD / CODE	AĞIRLIK (kg/m) / WEIGHT	Jxx cm ⁴	Jyy cm ⁴	L m	
ATS83V08	1,859	8,519	42,528	6	
ATS83V09	0,977	14,350	4,190	6	
ATS83V10	0,700	5,235	2,245	6	

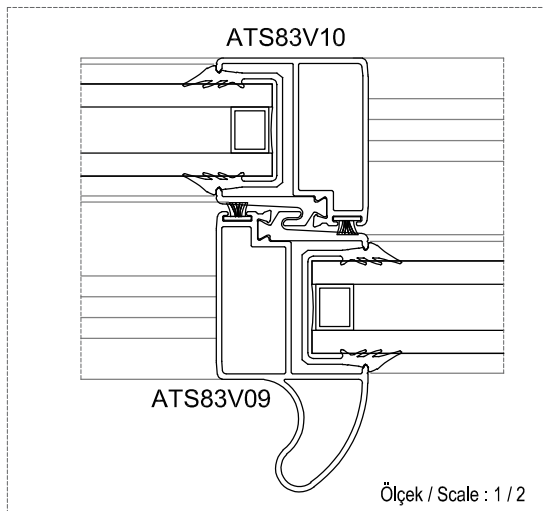
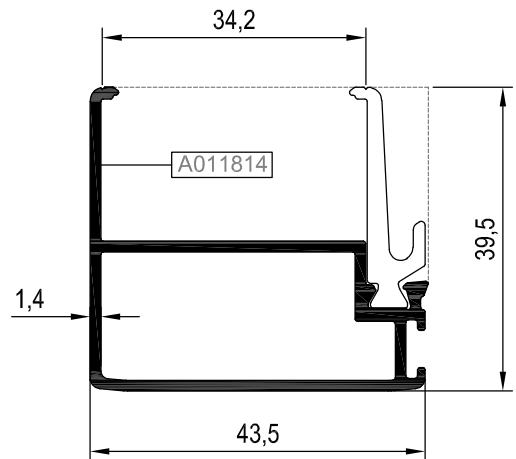
ATS83V08



ATS83V09

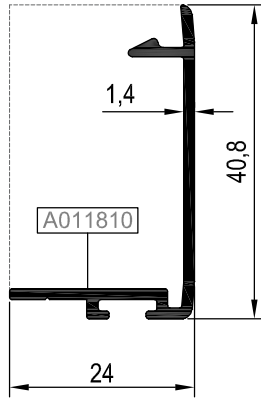


ATS83V10

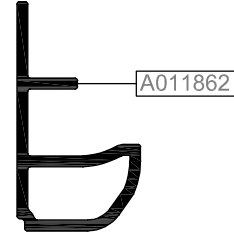


KOD / CODE	AĞIRLIK (kg/m) / WEIGHT	Jxx cm ⁴	Jyy cm ⁴	L m	
TS83 A 01	0,294	-----	----	6	
TS83 A 02	0,268	-----	----	6	
TS58 V 06	0,917	4,270	10,506	6	

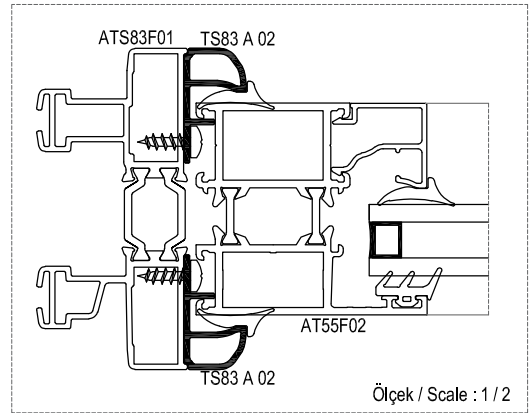
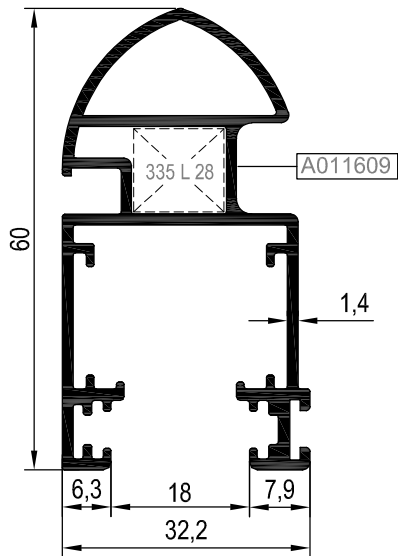
TS83 A 01



TS83 A 02

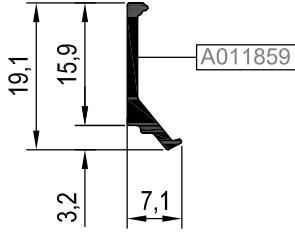


TS58 V 06

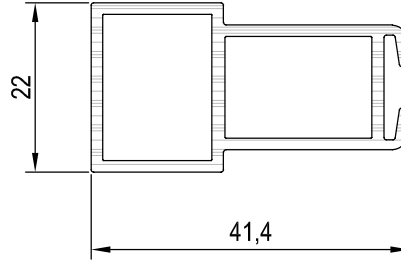


KOD / CODE	AĞIRLIK (kg/m) / WEIGHT	Jxx cm4	Jyy cm4	L m	
25 G 40	0,096	----	----	6	
25 I 06	0,104	----	----	6	

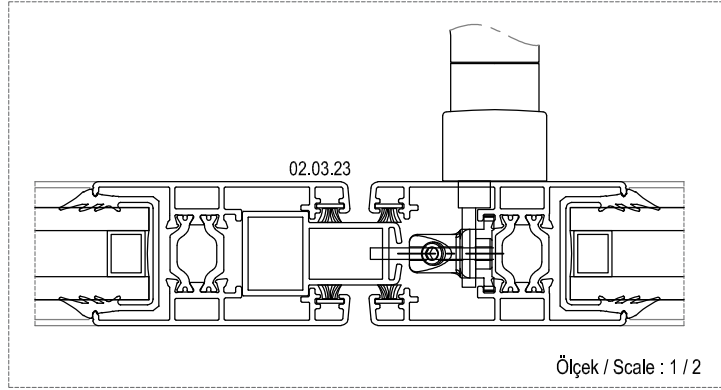
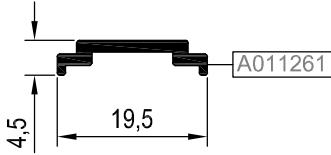
25 G 40



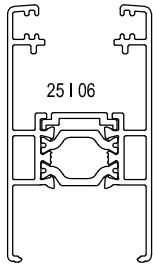
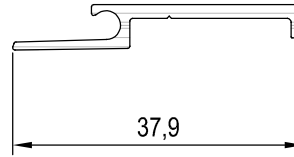
02.03.23
(PVC Profil)



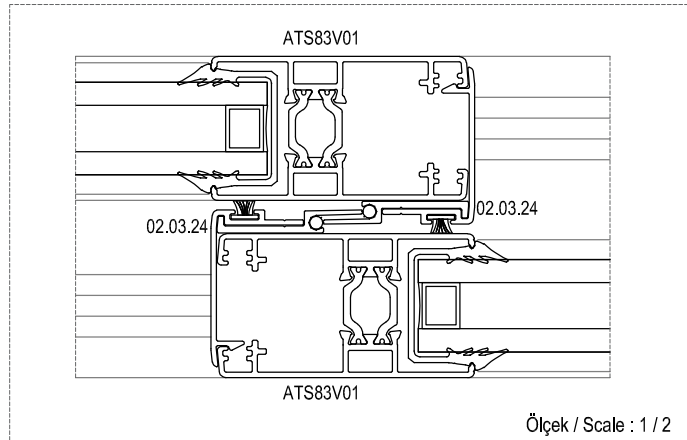
25 I 06




02.03.24
(PVC Profil)



Ölçek/Scale: x



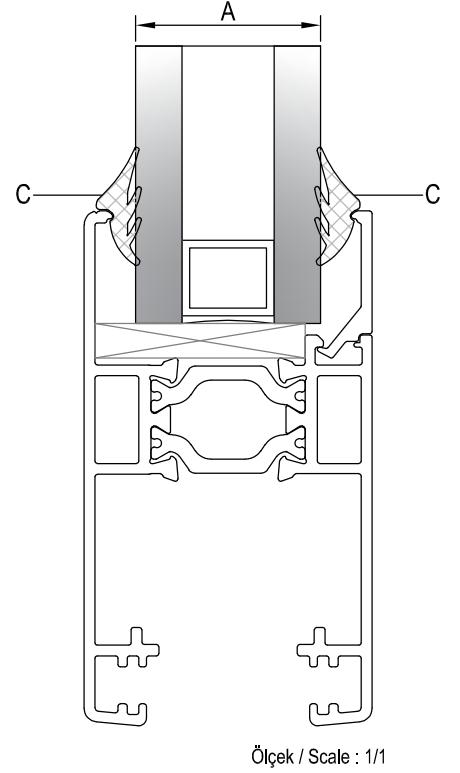
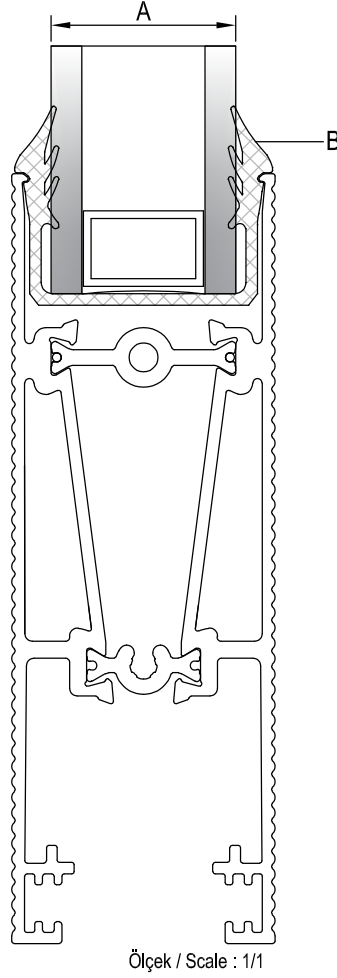
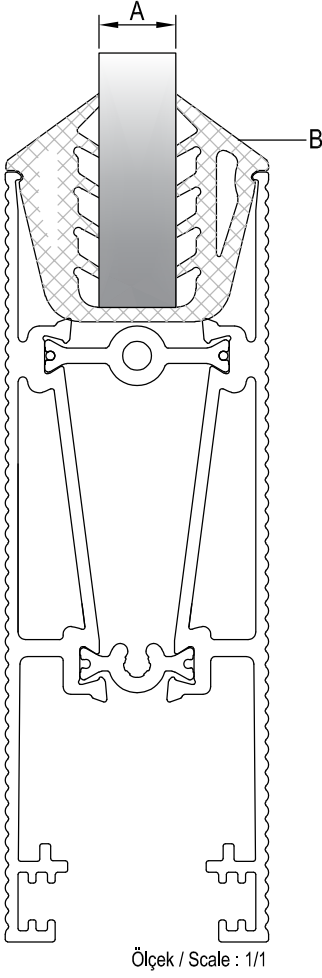
PROFİL KODU (PROFILE CODE)	25 L 28			
FABRİKA KODU(FACTORY CODE)	A010542			
AĞIRLIK (WEIGHT)	3,689 kg/m			
ÇİZİM (DRAWING)				

KÖŞE TAKOZLARI (CORNER CLEATS)				
Nr		 L m	KESİM ÖLÇÜSÜ CUTTING SIZE	AKS. KODU ACS. CODE
ATS83F01	A011811	25 L 28 (A010542)	27,6 mm	330 L 28
	A011816	25 L 28 (A010542)	24,8 mm	332 L 28
ATS83F02	A011815	25 L 28 (A010542)	34,5 mm	331 L 28
	A011816	25 L 28 (A010542)	24,8 mm	332 L 28
ATS83F03	A011811	25 L 28 (A010542)	27,6 mm	330 L 28
	A011812	25 L 28 (A010542)	34,2 mm	327 L 28
ATS83F04	A011815	25 L 28 (A010542)	34,5 mm	331 L 28
	A011812	25 L 28 (A010542)	34,2 mm	327 L 28
ATS83F05	A011938	25 L 28 (A010542)	27,6 mm	330 L 28
	A011816	25 L 28 (A010542)	24,8 mm	332 L 28
ATS83F06	A011938	25 L 28 (A010542)	27,6 mm	330 L 28
	25 L 28 (A010542)	18,1 mm	227 L 28
	A011816	25 L 28 (A010542)	24,8 mm	332 L 28
ATS83F07	A017174	25 L 28 (A010542)	34,2 mm	327 L 28
	A017178	25 L 28 (A010542)	24,7 mm	263 L 28
ATS83F08	A017174	25 L 28 (A010542)	34,2 mm	327 L 28
	A011812	25 L 28 (A010542)	34,2 mm	327 L 28
ATS83F09	A017147	25 L 28 (A010542)	34,5 mm	331 L 28
	A017149	25 L 28 (A010542)	34,5 mm	331 L 28
ATS83F10	A017147	25 L 28 (A010542)	34,5 mm	331 L 28
	A017150	25 L 28 (A010542)	34,5 mm	331 L 28
TS58 V 06	A011609	25 L 28 (A010542)	12 mm	335 L 28

PİMLİ BAĞLANTILI KÖŞE TAKOZLARI
CORNER CLEATS WITH PIN PROFILES

AKSESUAR KODU (ACCESSORIES CODE)	10.03.08	10.03.09	10.03.12
KESİM ÖLÇÜSÜ(CUTTING SIZE)	24 mm	33,9 mm	26,2 mm
PROFİL KODU(PROFILE CODE)	332 L 28 ve 263 L 28 köşe takozu alternatiffi	331 L 28 köşe takozu alternatiffi	330 L 28 köşe takozu alternatiffi
ÇİZİM (DRAWING)			

AKSESUAR KODU (ACCESSORIES CODE)	10.03.13	10.03.14	10.09.03
KESİM ÖLÇÜSÜ(CUTTING SIZE)	32 mm	16,6 mm	
PROFİL KODU(PROFILE CODE)	327 L 28 köşe takozu alternatiffi	227 L 28 köşe takozu alternatiffi	ATS83V07 profil için
ÇİZİM (DRAWING)			



U TİP FİTİL İÇİN CAM TABLOSU GLASS TABLE FOR U GASKET		
	-A- CAM KALINLIĞI GLASS THICKNESS	-B- CAM FİTİLİ GLAZING GASKET
1	8 mm.	01.16.31
2	10 mm.	01.16.30

U KAMA TİP FİTİL İÇİN CAM TABLOSU GLASS TABLE FOR U GASKET		
	-A- CAM KALINLIĞI GLASS THICKNESS	-B- CAM FİTİLİ GLAZING GASKET
1	20 mm.	01.16.36
2	24 mm.	01.16.35

KAMA TİP FİTİL İÇİN CAM TABLOSU GLASS TABLE FOR GLAZING GASKET		
	-A- CAM KALINLIĞI GLASS THICKNESS	-C- CAM FİTİLİ GLAZING GASKET
1	24 mm.	01.17.08

CAM MONTAJINDA SADECE BU SİSTEM İÇİN TASARLANAN VE ÜRETİLEN FİTİLLER KULLANILMALIDIR. FARKLI MALZEME KULLANIMLARI İŞLEVSEL VE TASARIMSAL SORUNLARA SEBEP OLABİLİR. THE GASKETS USED DURING INSTALLING THE GLASS SHOULD BE ONLY THE ONES CREATED FOR THIS SYSTEM. THE USE OF OTHER MATERIALS MAY CAUSE FUNCTIONAL AND DESIGN PROBLEMS.

TABLODA VERİLEN CAM KALINLIKLARI TEORİK OLUP SİSTEMİN ISI PERFORMANS KRİTERLERİNDEN BAĞIMSIZDIR. THE GLASS THICKNESSES IN THE TABLE ARE THEORETICAL AND INDEPENDENT FROM THERMAL PERFORMANCE CRITERIA OF THE SYSTEM.

YUKARIDAKİ TABLODA VERİLEN CAM-FİTİL VE PROFİL İLİŞKİSİ TEORİK OLUP PROFİL VE CAM TOLERANSLARINDAN KAYNAKLI ÖLÇÜ FARKLILIKLARI OLUŞABİLİR. THE RELATIONSHIP BETWEEN GLASS-GASKET AND PROFILE PROVIDED IN THE TABLE IS THEORETICAL. IT MAY OCCUR SIZE DIFFERENCES FROM THE TOLERANCES OF PROFILE AND GLASS.

STOKTA BULUNAN SİSTEM PROFİLLERİNİN LİSTESİ (LIST OF SYSTEM PROFILES IN STOCK)			
Nr			MİN. SİPARİŞ MİKTARI MIN. ORDER QUANTITY
ATS83V07	A011860	75 kg	150 kg
	A011818	75 kg	

* STOKTA BULUNMAYAN TÜM PROFİLLER İÇİN MİNİMUM SİPARİŞ MİKTARI 300 KG'DİR.
MINIMUM ORDER QUANTITY FOR ALL THE PROFILES THAT ARE NOT IN STOCK IS 300 KG.

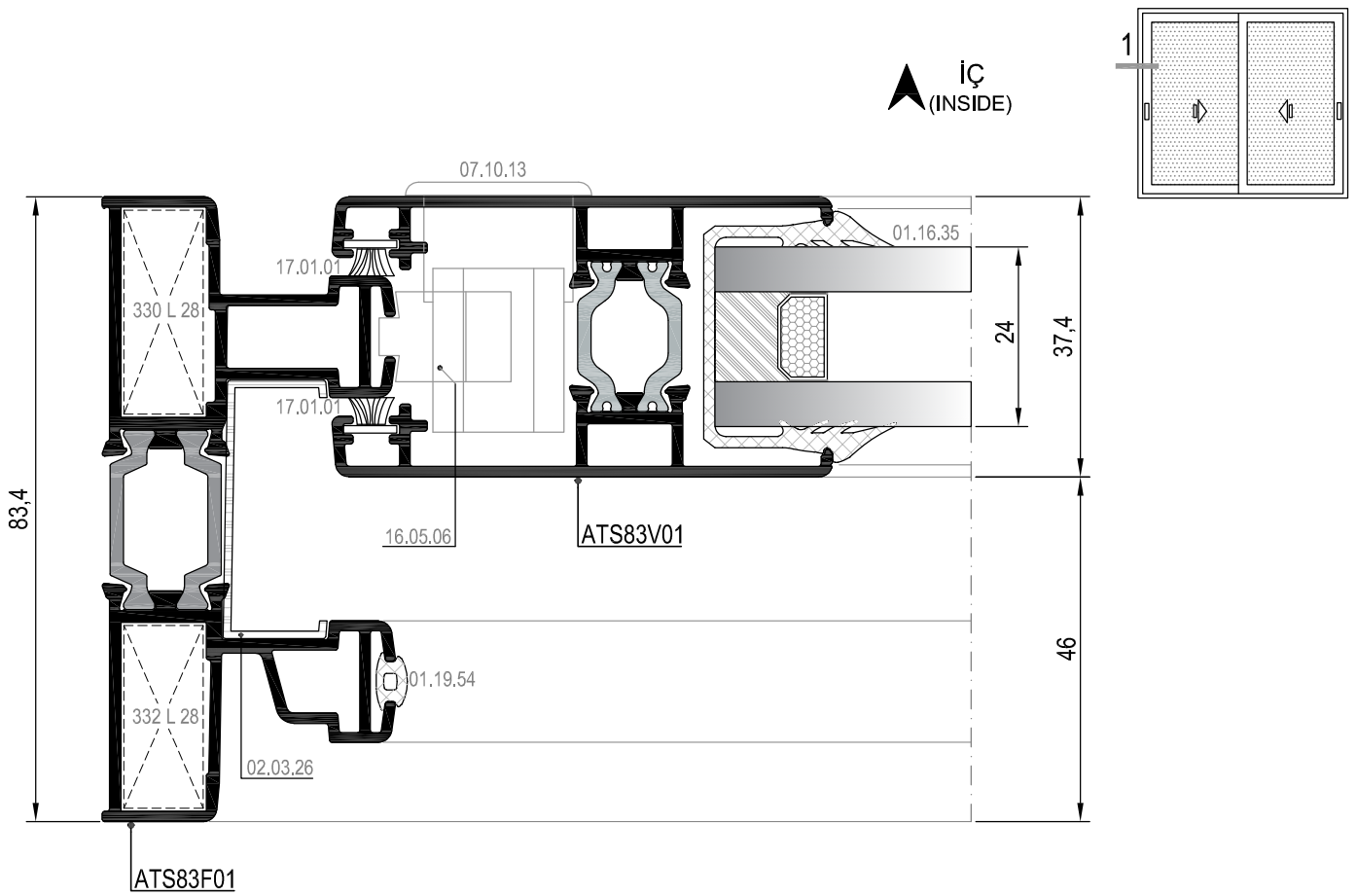
MİMARİ KATALOG
ARCHITECTURAL CATALOGUE

Alüminyum Sürme Sistemleri
Aluminium Sliding Systems

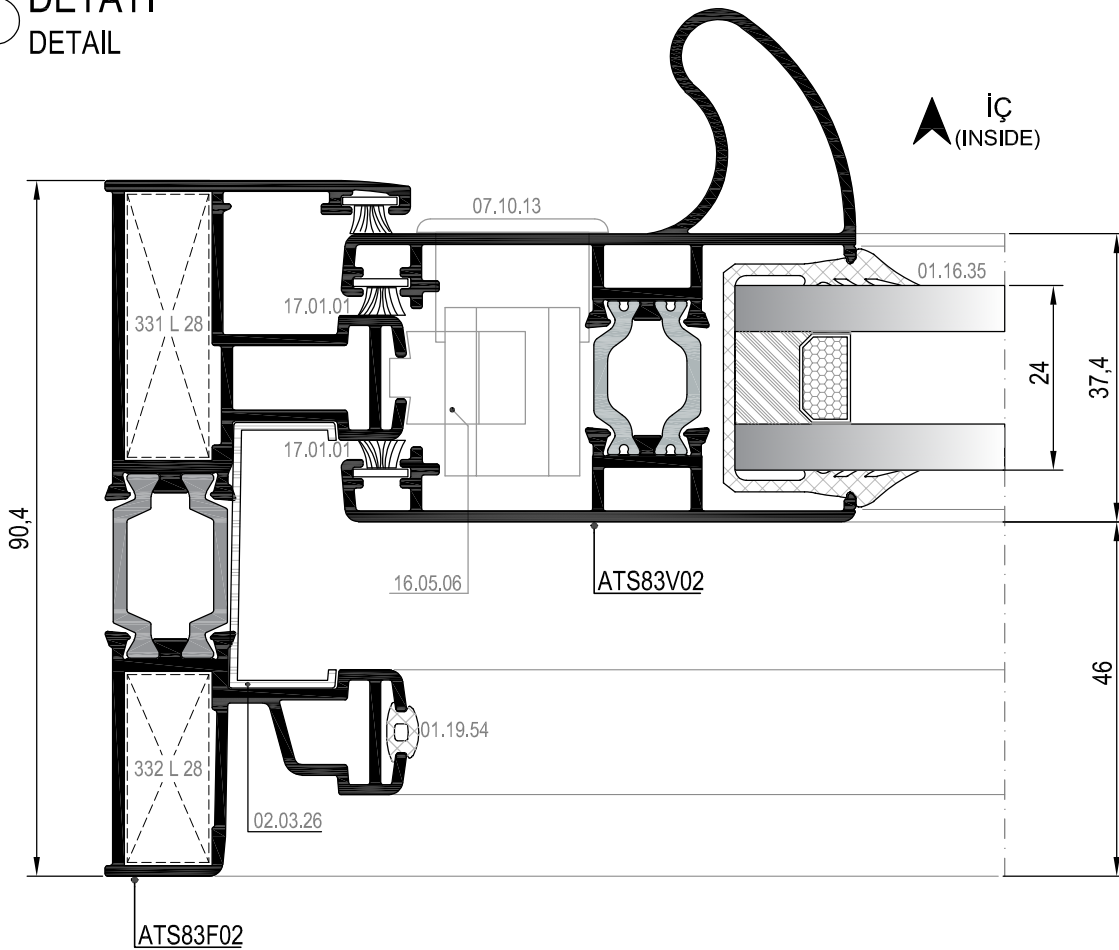
RST83

DETAYLAR

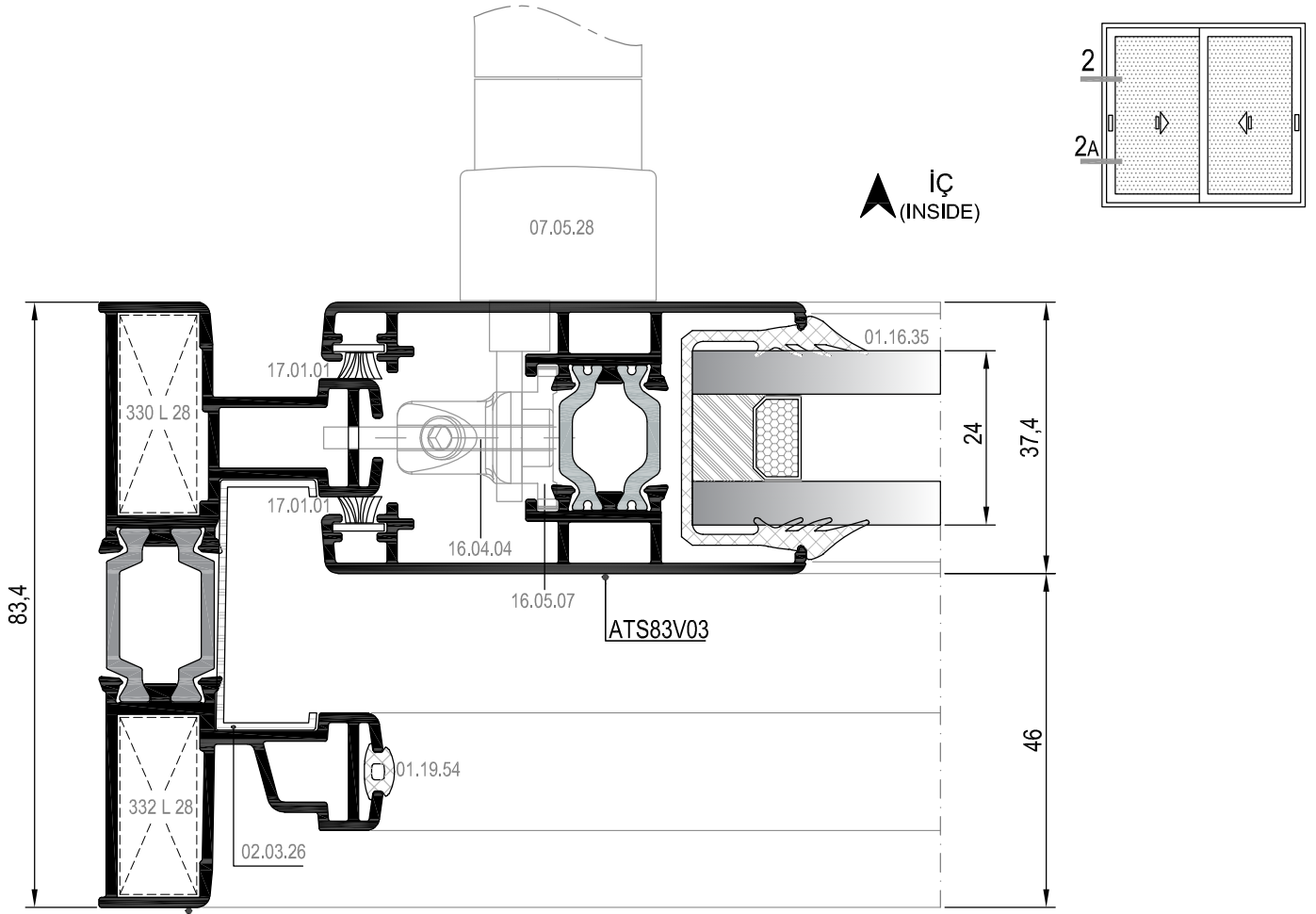
DETAILS



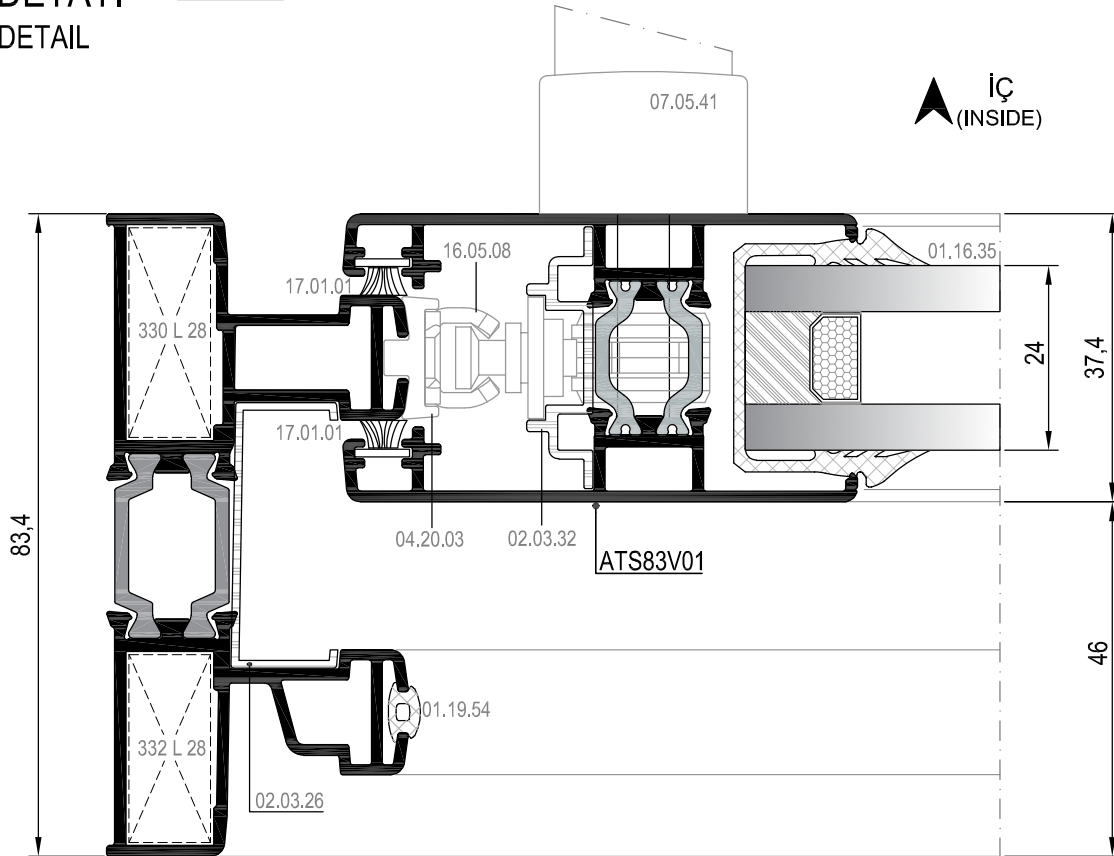
① DETAYI
DETAIL



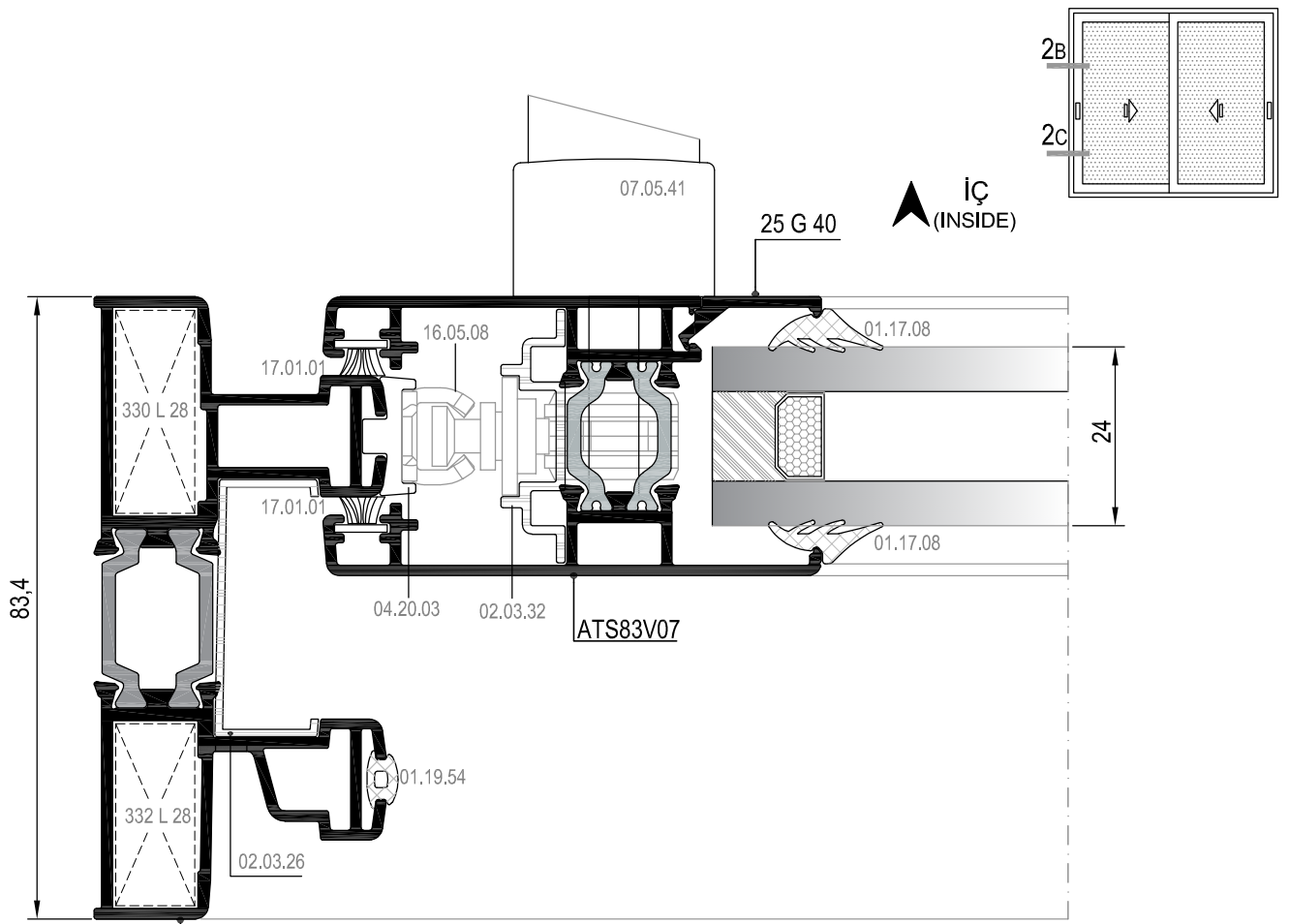
①A DETAYI
DETAIL



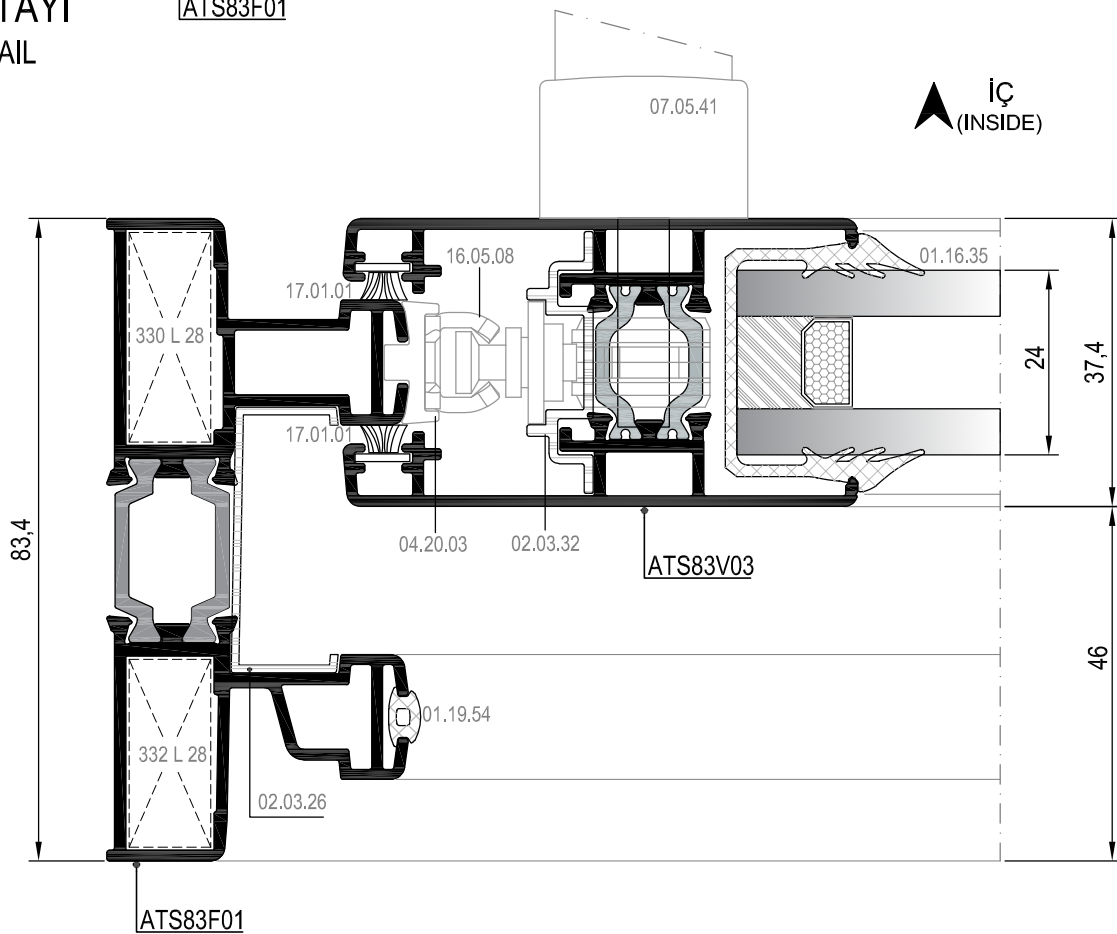
② DETAYI
DETAIL



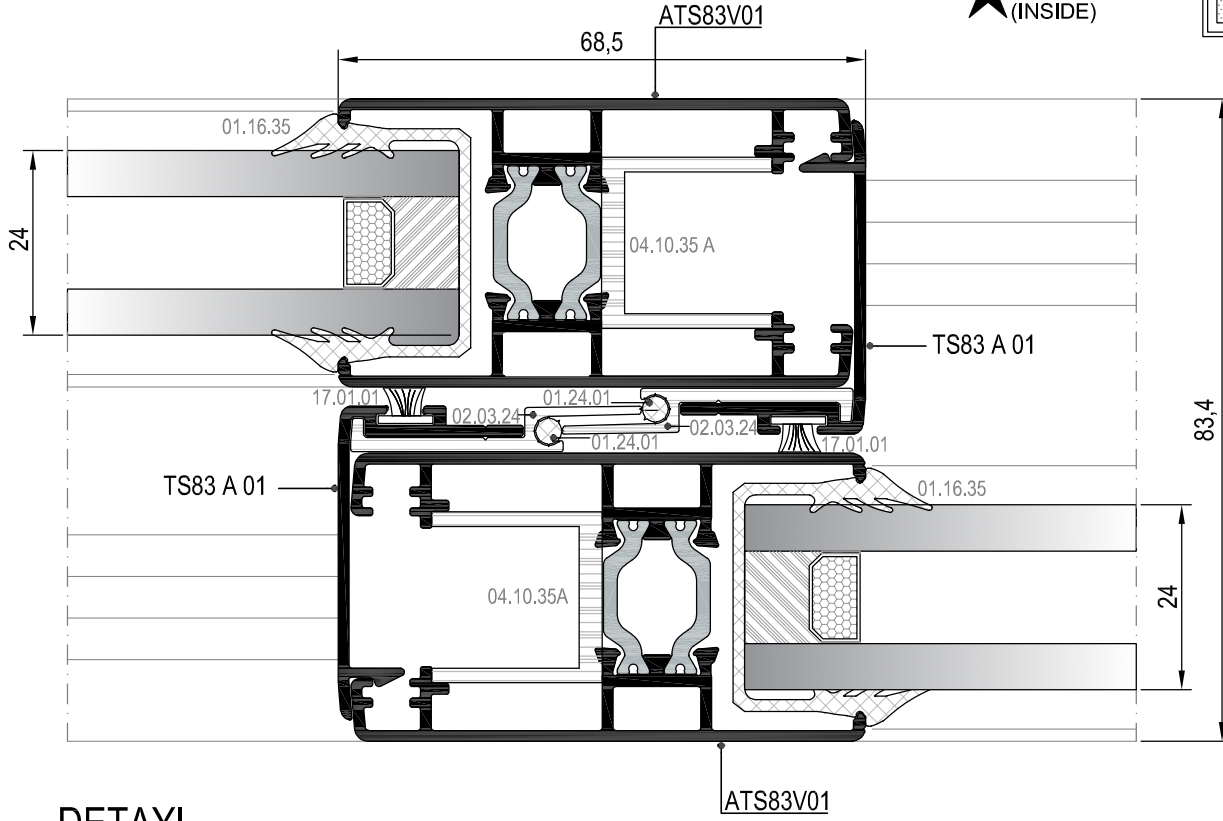
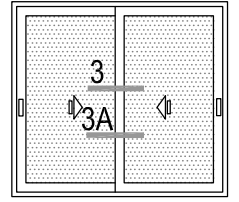
②A DETAYI
DETAIL



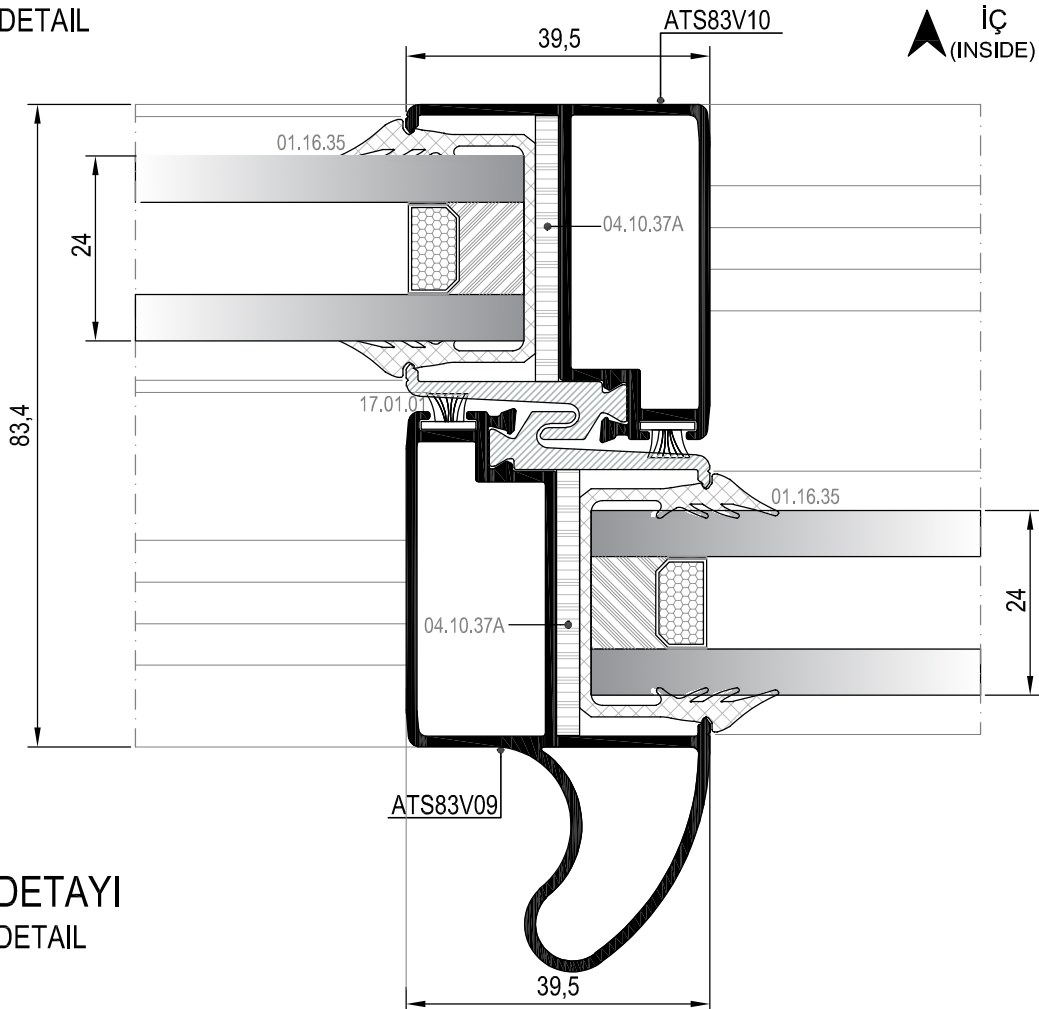
2B DETAYI
DETAIL



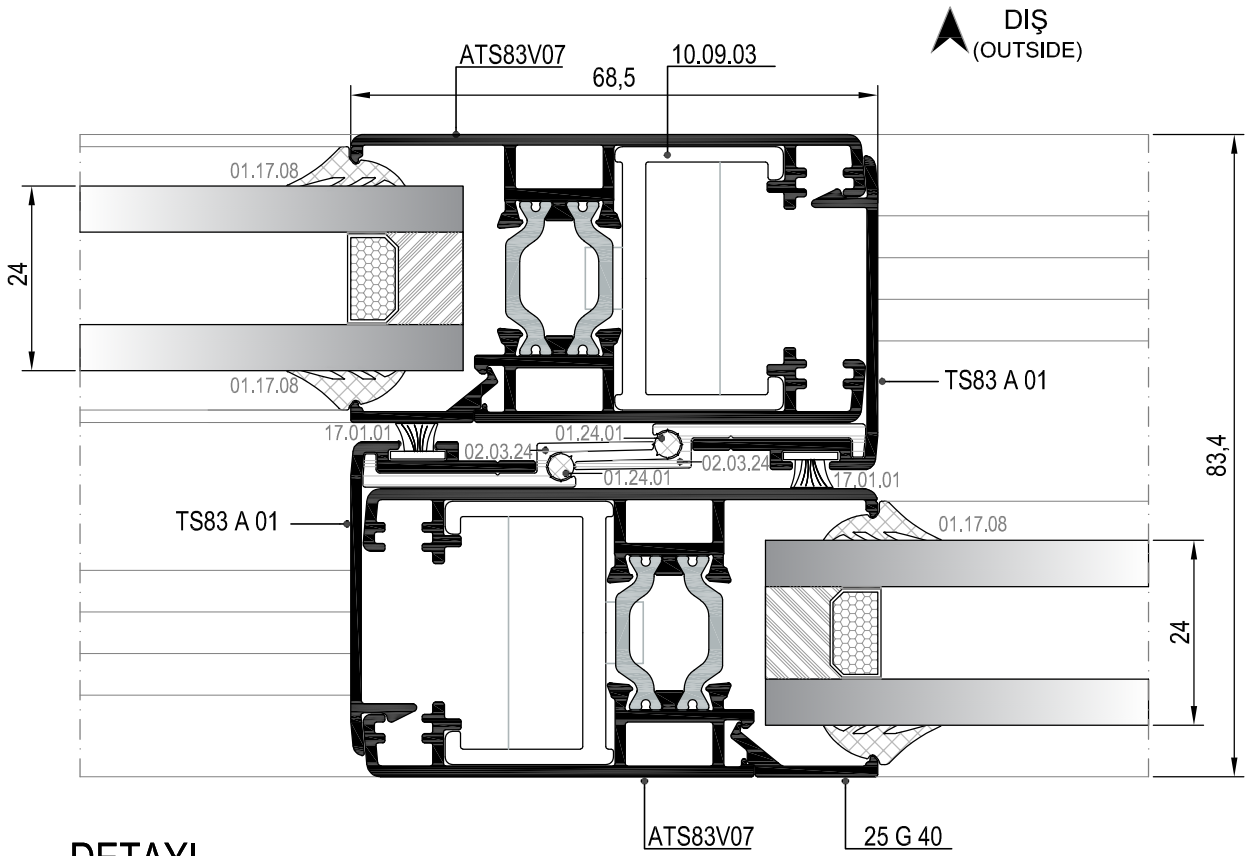
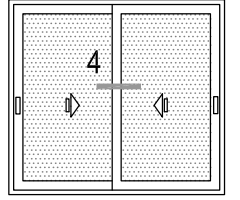
2C DETAYI
DETAIL



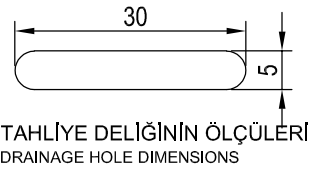
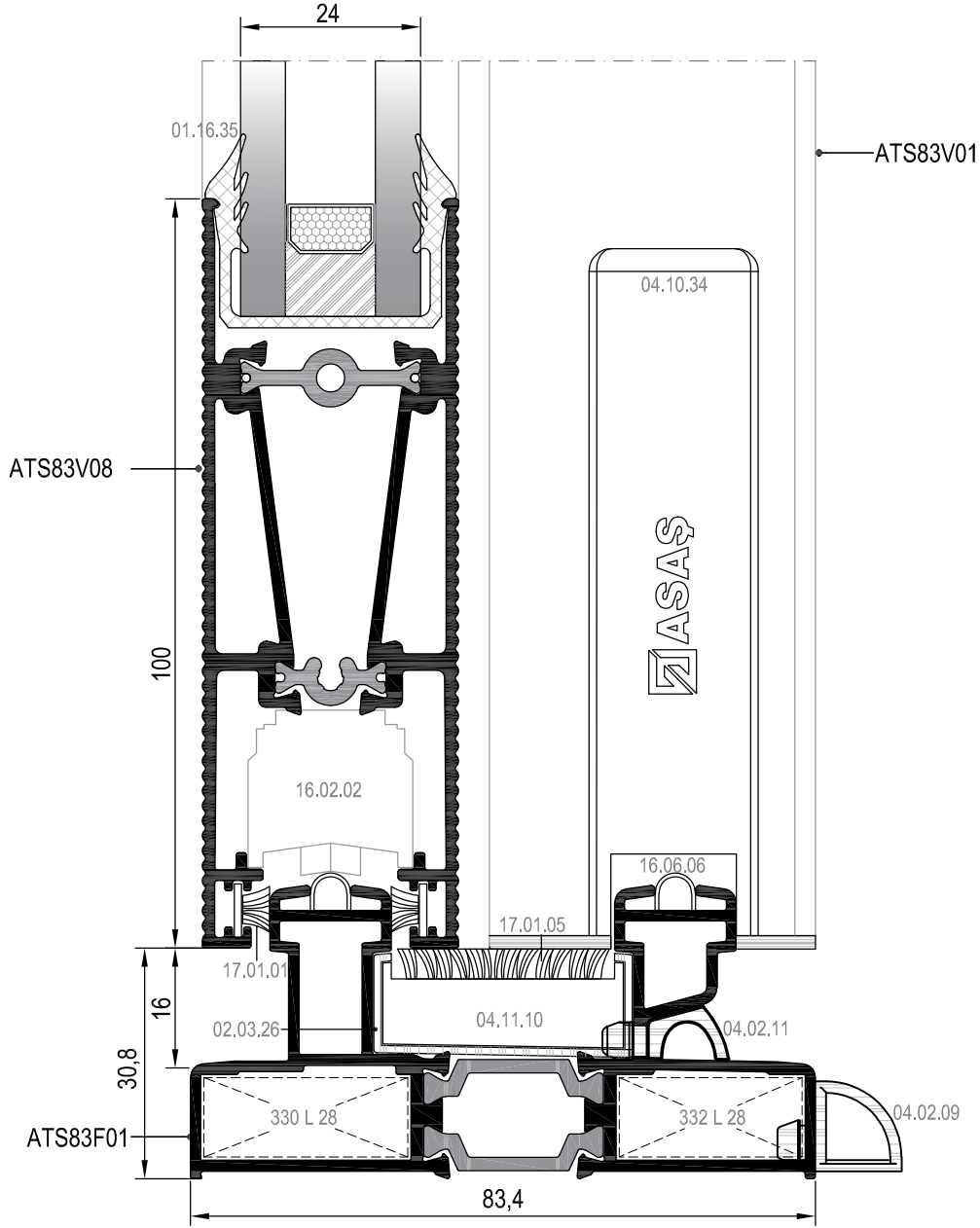
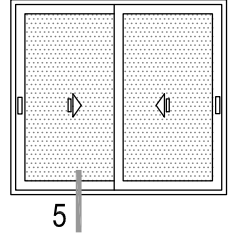
③ DETAYI
DETAIL



③A DETAYI
DETAIL

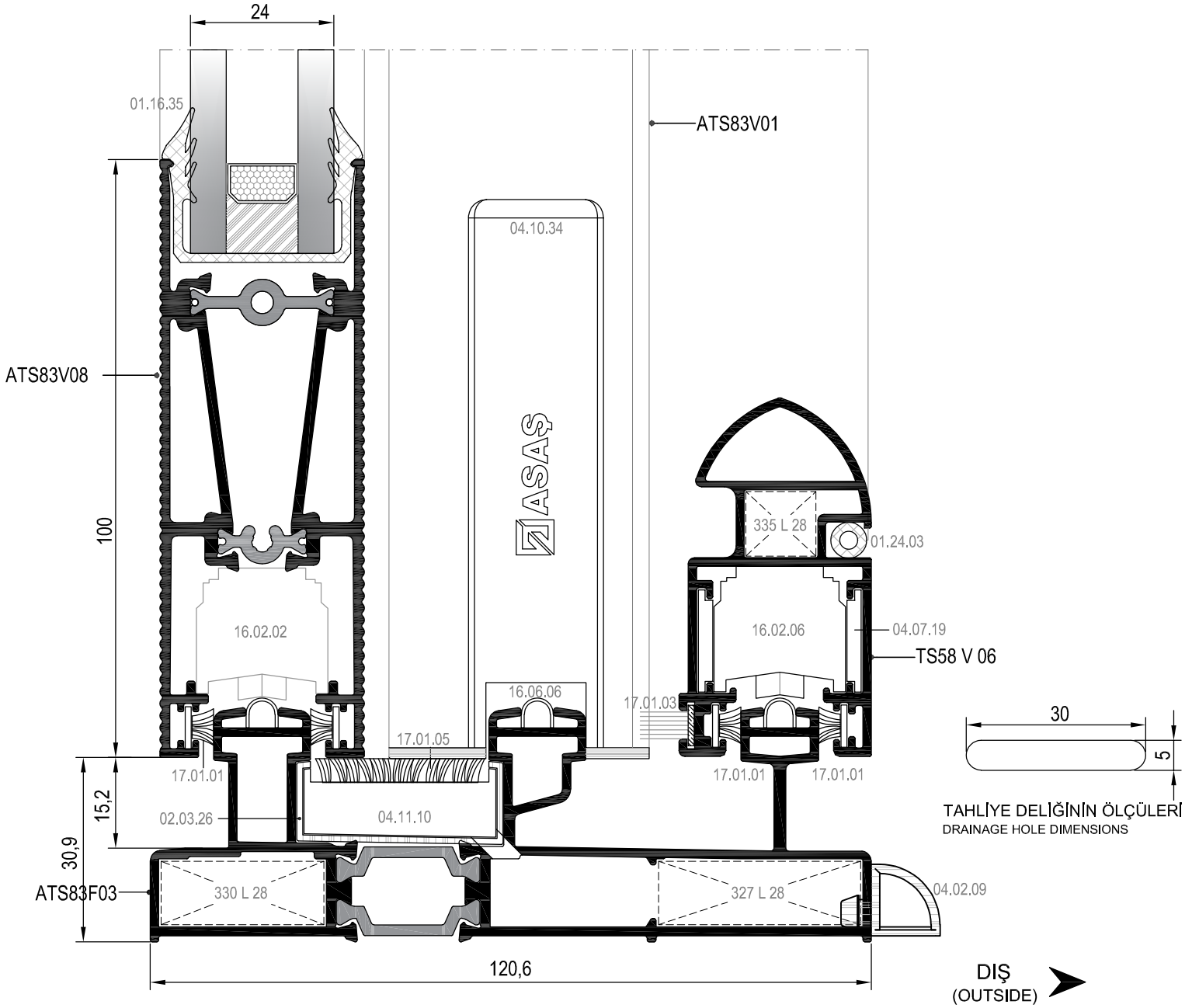
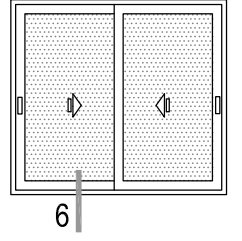


④ DETAYI
DETAIL

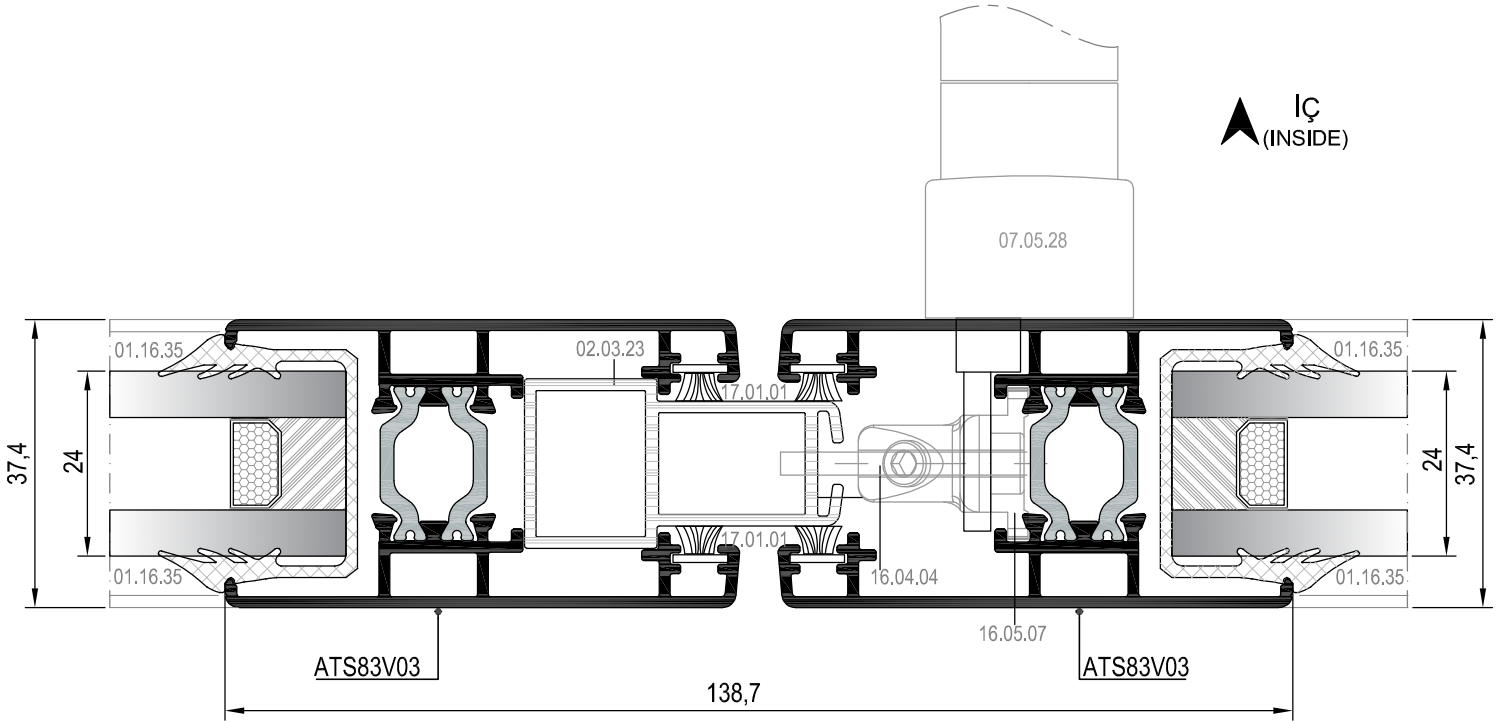
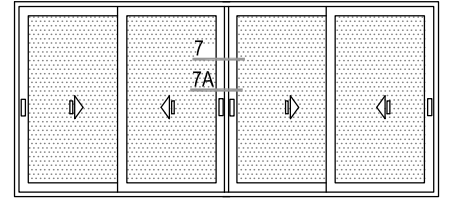


DIŞ
(OUTSIDE) ➔

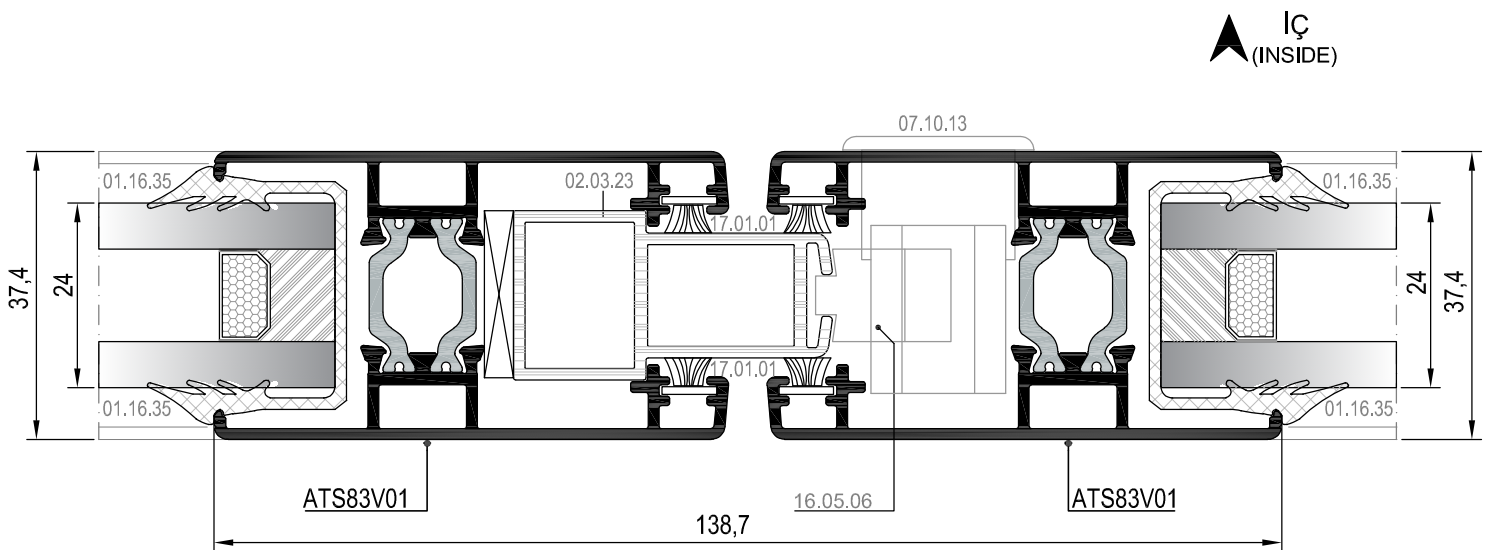
⑤ DETAYI
DETAIL



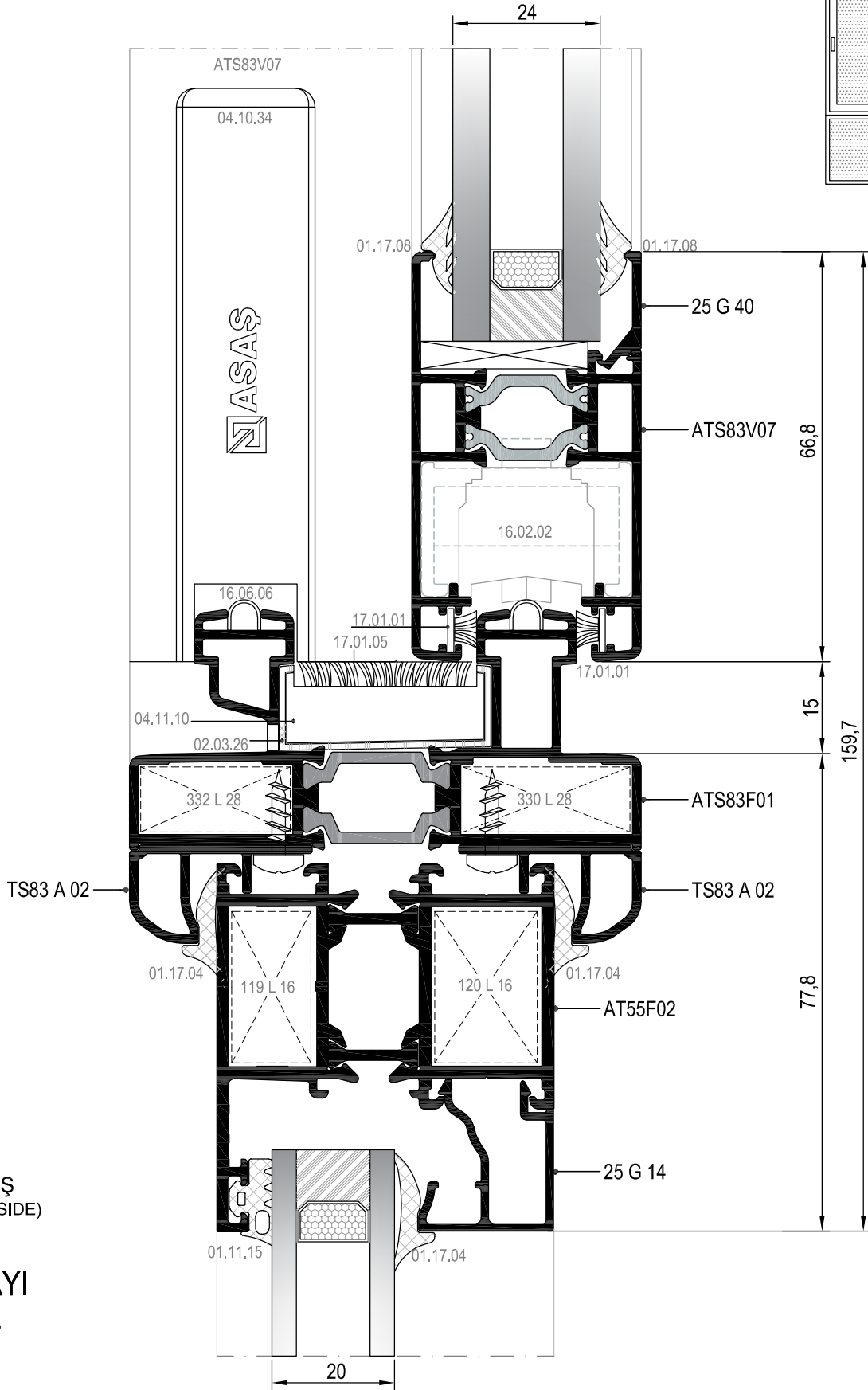
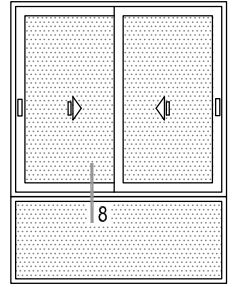
⑥ DETAYI
DETAIL

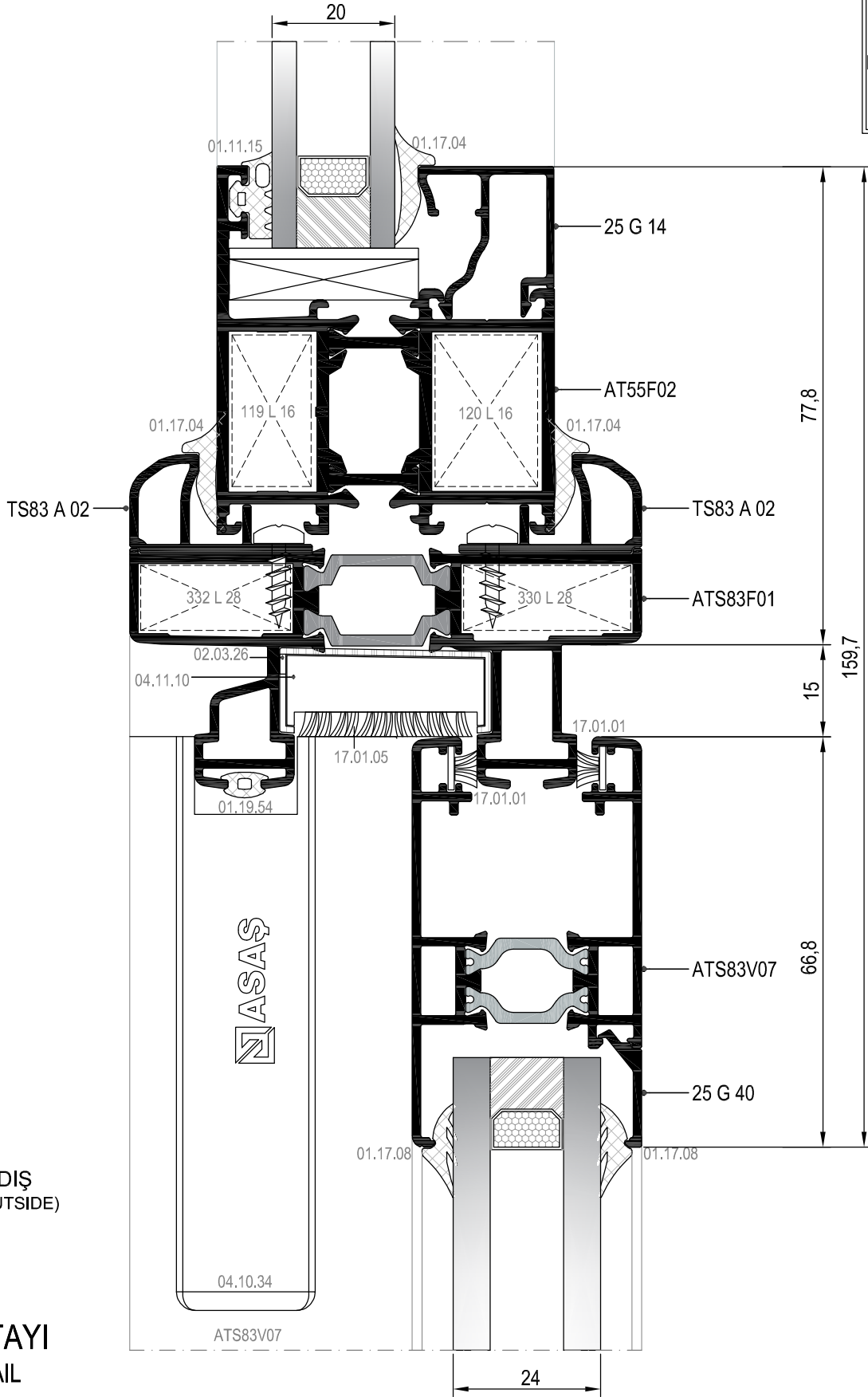
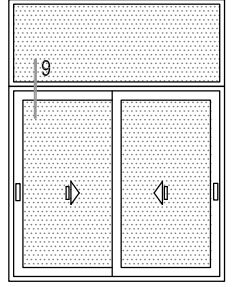


⑦ DETAYI
DETAIL



⑦A DETAYI
DETAIL





RST83

PROFİLLER / Profiles

KOD Code	PROFİL Profile	ADET Unit	KESİM ÖLÇÜSÜ Cutting Dimension
ATS83F01	A	2	L
ATS83V01	B	2	H
ATS83V08	G	4	H-65,15
TS83 A 01	T	2	L/2-91,77
CAM /Glass		2	L/2-102,5
		2	H-232,18

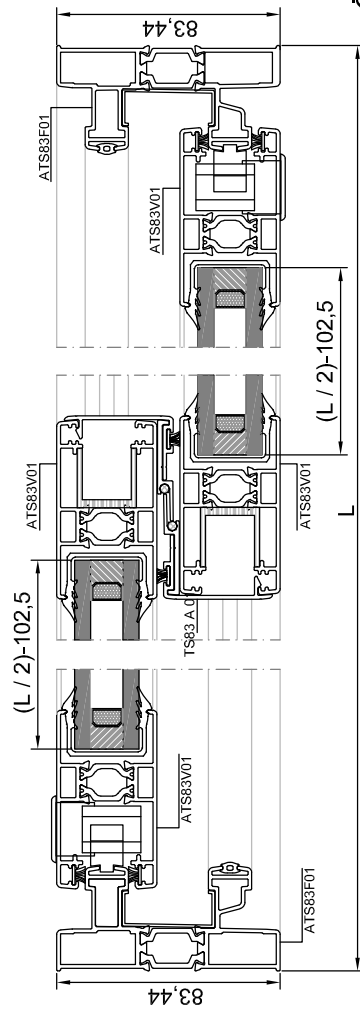
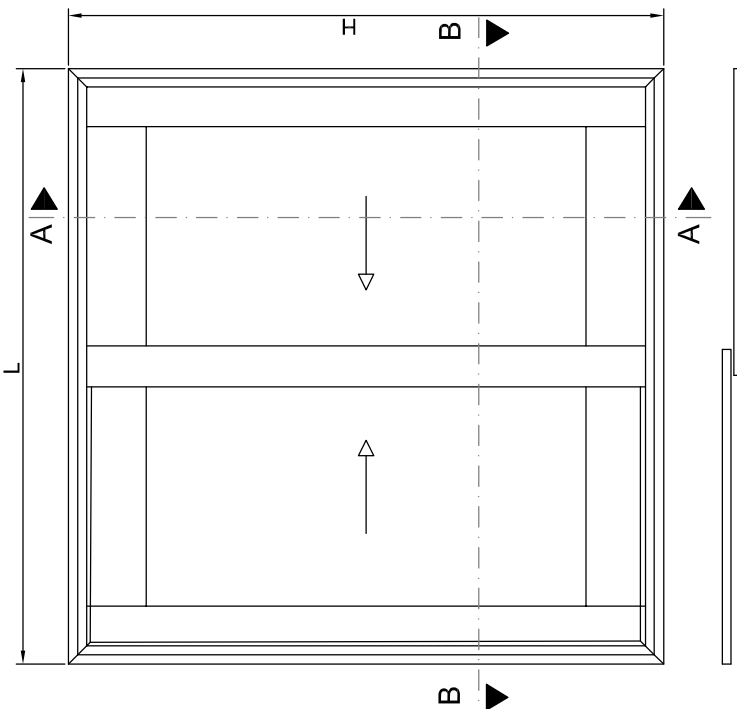
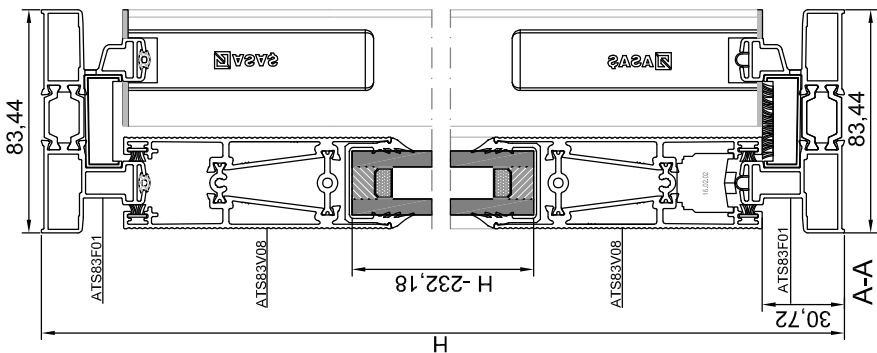
FİTİLLER/ Gaskets

01.16.35	CAM U FİTİLİ / U Glazing Gasket	4Hx2L
01.19.54	RAY FİTİLİ / Rail Gasket	4Hx2L
01.24.01	MIT-216 KENET FİTİLİ / Connection Gasket	2(H-65,15)
16.06.06	ÇELİK RAY / Steel Rail	2L
17.01.01	KİL FİTİL / Brush Seal	6Hx4L
*17.01.05	KİL FİTİL / Brush Seal	256mm

*17.01.05 : 04.11.10 nolu aksesuar için kullanılır. 04.11.10 nolu aksesuar adedi x 728 mm

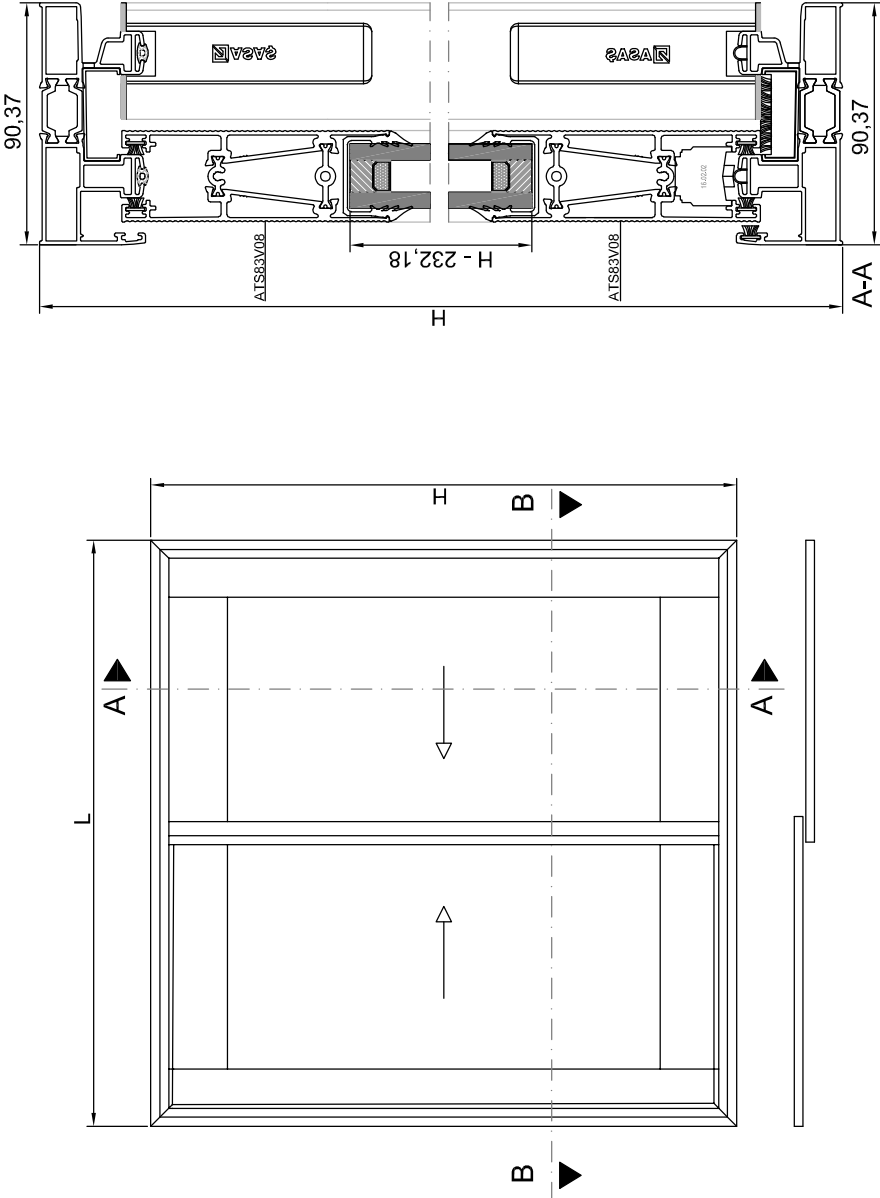
AKSESUARLAR/ Accessories

KOD Code	AÇIKLAMA Description	ADET Unit	KESİM ÖLÇÜSÜ Cutting Dimension
330 L 28	KÖŞE TAKOZLU / Corner Cleat	4	
332 L 28	KÖŞE TAKOZLU / Corner Cleat	4	
04.10.34	PVC KAPAK / PVC Cap	4	
04.10.35A	PVC KAPAK (SOL) / PVC Cap (Left)	2	
04.10.35B	PVC KAPAK (SAĞ) / PVC Cap (Right)	2	
04.11.10	ALT ÜST SEVİYE TAKOZLU Bottom-Upper Leveling Cleat	2	
02.03.24	ORTA KENET ADAPTÖRÜ / Connection Gasket	2	H-65,15
02.03.26	PVC YALITIM ADAPTÖRÜ PVC Insulation Adapter	2	L-32,3
		2	H-32,3
07.10.13	HAVUZLU KİLİT / Sliding Lock	2	
16.05.06	SÜRME KİLİT ADAPTÖRÜ / Sliding Lock Adapter	2	
07.11.03	KOL ÜSTÜ KARŞILIK / Shifter For Handle	2	
16.02.02	RULMAN / Glesse Adjustable Camera	4	



B-B
ÖLÇEK / Scale:1/2

RST83



PROFİLLER / Profiles

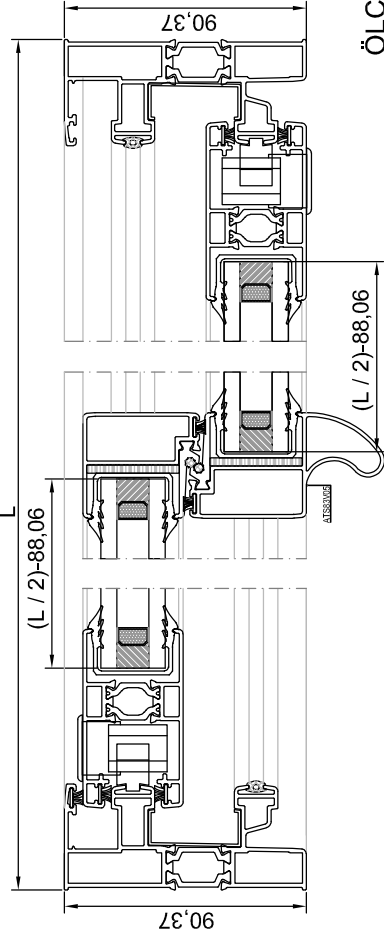
KOD Code	PROFİL Profile	ADET Unit	KESİM ÖLÇÜSÜ Cutting Dimension
ATS83F02	A	2	L
ATS83V01	B	2	H - 6515
ATS83V08	G	4	L / 2 - 88,06
ATS83V09	B1	1	H - 6515
ATS83V10	B2	1	H - 6515
CAM / Glass		2	L / 2 - 88,06
		2	H - 232,18

FİTİLLER / Gaskets

01.16.35	CAM U FİTİL / U Glazing Gasket	4Hx2L
01.19.54	RAY FİTİL / Rail Gasket	4Hx2L
01.24.01	METALİK KENET FİTİL / Connection Gasket	2(H - 6515)
16.06.06	ÇELİK RAY / Steel Rail	2L
17.01.01	KİL FİTİL / Brush Seal	6Hx4L
*17.01.05	KİL FİTİL / Brush Seal	256mm
*17.01.05	04.11.10'ü notu aksessor için kullanılır. 04.11.10'ü notu aksessor adedi x 128 mm	

AKSESUARLAR / Accessories

KOD code	AÇIKLAMA description	ADET unit	KESİM ÖLÇÜSÜ Cutting Dimension
331L.28	KÖŞE FANÇOZU / Corner Cleat	4	
332L.28	KÖŞE FANÇOZU / Corner Cleat	4	
04.10.34	PVC KAPAK / PVC Cap	4	
04.10.35A-B	PVC KAPAK (KERTİLMİŞ) / PVC Cap (Notched)	4	
04.10.37A	PVC KAPAK (SOL) / PVC Cap (Left)	2	
04.10.37B	PVC KAPAK (SAĞ) / PVC Cap (Right)	2	
04.10.39A-B	PVC KAPAK (SAĞ-SOL) / PVC Cap (Right-Left)	2	
04.11.10	ALT-ÜST SEVİYE FANÇOZU Bottom-Upper Leveling Cleat	2	
02.03.26	PVC YALITIM ADAPTÖRÜ PVC Insulation Adapter	2	L - 32,3
		2	H - 32,3
07.10.13	HAVUZLU KİLİT / Sliding Lock	2	
16.05.06	SÜRME KİLİT ADAPTÖRÜ / Sliding Lock Adapter	2	
07.11.03	KOL ÜSTÜ KARŞILIK / Sillier For Handle	2	
16.02.02	RULMAN / Glasse Adjustable Camera	4	



B-B
ÖLÇEK / Scale: 1/2

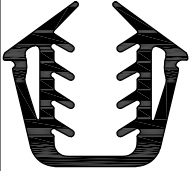
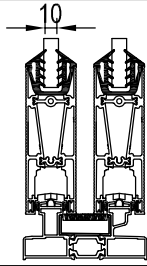

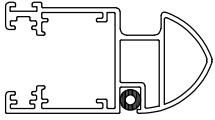
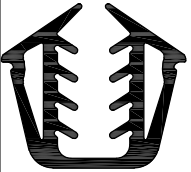
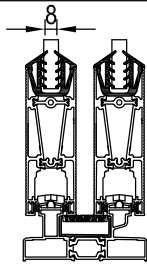
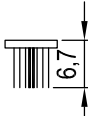
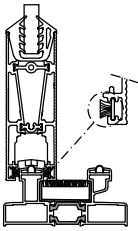
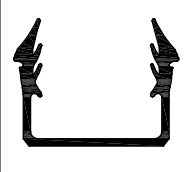
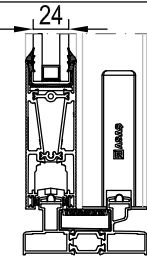
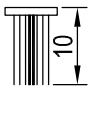
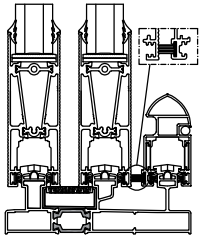

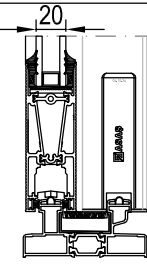

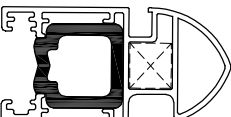

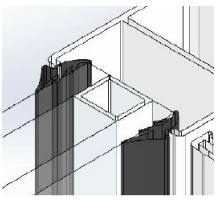
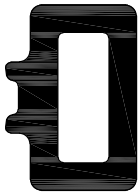
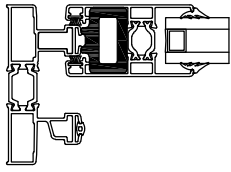


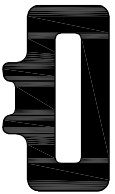
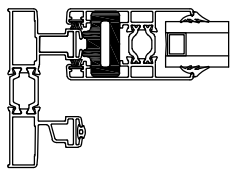

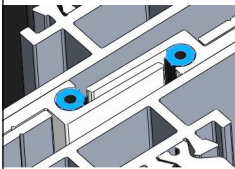
MİMARİ KATALOG
ARCHITECTURAL CATALOGUE


Alüminyum Sürme Sistemleri
Aluminium Sliding Systems

RST83

AKSESUARLAR

ACCESSORIES

	<p>01.16.30</p> <p>CAM FİTİLİ GLAZING GASKET</p> <p>Malzeme / Material : EPDM Ağırlık / Weight : 386 gr/m Paket / Package : 38 m / 15 kg</p>			<p>01.24.03</p> <p>KENET FİTİLİ CONNECTION GASKET</p> <p>Malzeme / Material : EPDM Ağırlık / Weight : 27 gr/m Paket / Package : 555 m / 15 kg</p>	
	<p>01.16.31</p> <p>CAM FİTİLİ GLAZING GASKET</p> <p>Malzeme / Material : EPDM Ağırlık / Weight : 402 gr/m Paket / Package : 37 m / 15 kg</p>			<p>17.01.01</p> <p>KIL FİTİL 670X700 BRUSH 670X700</p> <p>Malzeme / Material : Polipropilen / Polipropilene Paket / Package : 275 mt</p>	
	<p>01.16.35</p> <p>CAM FİTİLİ GLAZING GASKET</p> <p>Malzeme / Material : EPDM Ağırlık / Weight : 240 gr/m Paket / Package : 62 m / 15 kg</p>			<p>17.01.03</p> <p>KIL FİTİL BRUSH</p> <p>Paket : 200 mt Package:200 mt</p>	
	<p>01.16.36</p> <p>CAM FİTİLİ GLAZING GASKET</p> <p>Malzeme / Material : EPDM Ağırlık / Weight : 310 gr/m Paket / Package : 48 m / 15 kg</p>			<p>19.01.10</p> <p>STOPER STOPPER</p> <p>Malzeme / Material : EPDM (ATS58V06 için / for ATS58V06)</p>	
	<p>01.17.08</p> <p>CAM FİTİLİ GLAZING GASKET</p> <p>Malzeme / Material : EPDM Ağırlık / Weight : 51 gr/m Paket / Package : 294 m / 15 kg</p>			<p>19.01.12</p> <p>STOPER STOPPER</p> <p>Malzeme / Material : EPDM</p>	
	<p>01.19.54</p> <p>CAM FİTİLİ GLAZING GASKET</p> <p>Malzeme / Material : EPDM Ağırlık / Weight : 28 gr/m Paket / Package : 535 m / 15 kg</p>			<p>19.01.13</p> <p>STOPER STOPPER</p> <p>Malzeme / Material : EPDM</p>	
	<p>01.24.01</p> <p>MT-216 A KENET FİTİLİ CONNECTION GASKET</p> <p>Malzeme / Material : EPDM Ağırlık / Weight : 10 gr/m Paket / Package : 1500 m / 15 kg</p>				

	02.03.18 SİNEKLİK ADAPTÖRÜ INSECT SCREEN ADAPTER Malzeme / Material : Pvc			04.06.77 ADAPTÖR KAPAĞI ADAPTER CAP Malzeme / Material : PVC 02.03.23 İÇİN / FOR 02.03.23	
	02.03.23 ORTA BİRLEŞİM ADAPTÖRÜ ADAPTER FOR MIDDLE CONNECTION Malzeme / Material : PVC			04.07.19 KÖŞE ÇAVUŞU CORNER CLEAT Malzeme / Material : PVC	
	02.03.24 ORTA KENET ADAPTÖRÜ MIDDLE CLAMPING ADAPTER Malzeme / Material : PVC			04.10.32A PVC KAPAK (SOL) PVC CAP (LEFT) Malzeme / Material : PVC ATS83V03 İÇİN / FOR ATS83V03	
	02.03.26 PVC YALITIM ADAPTÖRÜ PVC ADAPTER FOR INSULATION Malzeme / Material : PVC			04.10.32B PVC KAPAK (SAĞ) PVC CAP (RIGHT) Malzeme / Material : PVC ATS83V03 İÇİN / FOR ATS83V03	
	02.03.32 SÜRME KANAT İSPANYOLET ADAPTÖRÜ SLIDING VENT HANDLE ADAPTER Malzeme / Material : PVC			04.10.34 PVC KAPAK PVC CAP Malzeme / Material : PVC	
	04.02.09 TAHLİYE KAPAĞI DRAINAGE COVER Malzeme / Material : PVC			04.10.35A PVC KAPAK (SOL) PVC CAP (LEFT) Malzeme / Material : PVC ATS83V01-ATS83V02 İÇİN FOR ATS83V01-ATS83V02	
	04.02.11 YAN TAHLİYE KAPAĞI DRAINAGE COVER Malzeme / Material : PVC			04.10.35B PVC KAPAK (SAĞ) PVC CAP (RIGHT) Malzeme / Material : PVC ATS83V01-ATS83V02 İÇİN FOR ATS83V01-ATS83V02	

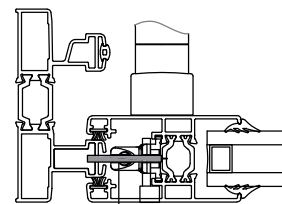
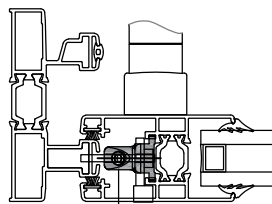
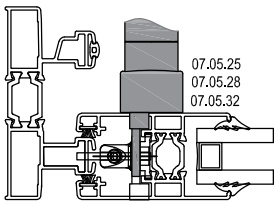
	<p>04.10.36A</p> <p>PVC KAPAK (SAĞ) PVC CAP (RIGHT)</p> <p>Malzeme / Material : PVC</p> <p>ATS83V02 / ATS83V05 İÇİN FOR ATS83V02 / ATS83V05</p>				
	<p>04.10.36B</p> <p>PVC KAPAK (SOL) PVC CAP (LEFT)</p> <p>Malzeme / Material : PVC</p> <p>ATS83V02 / ATS83V05 İÇİN FOR ATS83V02 / ATS83V05</p>				
	<p>04.10.37A</p> <p>PVC KAPAK (SOL) PVC CAP (LEFT)</p> <p>Malzeme / Material : PVC</p> <p>ATS83V09-ATS83V10 İÇİN FOR ATS83V09-ATS83V10</p>				
	<p>04.10.37B</p> <p>PVC KAPAK (SAĞ) PVC CAP (RIGHT)</p> <p>Malzeme / Material : PVC</p> <p>ATS83V09-ATS83V10 İÇİN FOR ATS83V09-ATS83V10</p>				
	<p>04.11.10</p> <p>ALT-ÜST SEVİYE TAKOZU LOWER-TOP SUPPORT LEVEL</p> <p>Malzeme / Material : PVC</p>				
	<p>10.09.03</p> <p>PİMLİ KÖŞE BAĞLANTI PVC ADAPTER FOR INSULATION</p> <p>Malzeme / Material : Aluminium casting</p> <p>ATS83V07 İÇİN / FOR ATS83V07</p>				
	<p>11.05.01</p> <p>KANAT SABİTLEME TAKOZU VENT FIXING PART</p> <p>Malzeme / Material : PVC</p>				

 <p>07.05.28 RESCARA GLOBAL PENCERE KOLU (TEK DİLLİ) RESCARA GLOBAL HANDLE FOR WINDOWS (SINGLE RAIL) Renk / Colour : Siyah-Beyaz-Gri / Black-White-Grey</p> <hr/> <p>EN 1670</p>	 <p>07.05.25 GIESSE İSPANYOLET KOL (ÇİFT DİLLİ) GIESSE HANDLE FOR WINDOWS (DOUBLE RAIL) Renk / Colour : Siyah-Beyaz-Gri / Black-White-Grey</p> <hr/> <p>UNI CEI EN ISO / IEC 17050</p>
 <p>07.05.32 RESCARA GLOBAL PENCERE KOLU (ÇİFT DİLLİ) RESCARA GLOBAL HANDLE FOR WINDOWS (DOUBLE RAIL) Renk / Colour : Siyah-Beyaz-Gri / Black-White-Grey</p> <hr/> <p>EN 1670, 13126-8</p>	 <p>07.25.01 GIESSE T1J BAĞLANTI PARÇASI GIESSE CONNECTION ROD Renk / Colour : Siyah / Black Malzeme / Material : Polyamid / Polyamide</p> <hr/> <p>07.05.25 Kol için / For Handle 07.05.25</p>
 <p>07.13.08 RESCARA KOL BAĞLANTI PARÇASI RESCARA CONNECTION PART FOR HANDLE Malzeme / Material : PVC</p> <hr/> <p>07.05.32 Kol için / For Handle 07.05.32</p>	 <p>07.13.07 KOL BAĞLANTI PARÇASI CONNECTION PART FOR HANDLE Malzeme / Material : Zamak / Zamak</p> <hr/> <p>07.05.28 Kol için / For Handles 07.05.28</p>
 <p>16.05.07 KİLİT ADAPTÖRÜ LOCK ADAPTER</p> <hr/> <p>07.05.25, 07.05.28 ve 07.05.32 Kolları için / For Handle 07.05.25, 07.05.28 and 07.05.32</p>	 <p>16.05.02 SÜRME KİLİT KARŞILIĞI STRIKER FOR SLIDING LOCK</p> <hr/> <p>07.05.25, 07.05.28 ve 07.05.32 Kolları için / For Handle 07.05.25, 07.05.28 and 07.05.32</p>
 <p>16.04.04 SÜRME DİL SLIDING BOLT</p> <hr/> <p>07.05.25, 07.05.28 ve 07.05.32 Kolları için / For Handle 07.05.25, 07.05.28 and 07.05.32</p>	

KOL İLE KİLİTLEME SEÇİM TABLOSU

LOCKING KIT SELECTION TABLE WITH HANDLE

KOD CODE	TANIM DESCRIPTION	ADET NUMBER				KANAT VENT	
		H: 0-1200 mm	H: 1201-1799 mm	H: 1800-2199mm	H: 2200-2500 mm		
RESCARA TEK DİLLİ KOL RESCARA SINGLE RAIL HANDLE	07.05.28	RESCARA GLOBAL PENCERE KOLU RESCARA GLOBAL HANDLE	1	1	1	1	ATS83V03
	07.13.07	KOL BAĞLANTI PARÇASI CONNECTION PART FOR HANDLE	1	1	1	1	
GIESSE ÇİFT DİLLİ KOL GIESSE DOUBLE RAIL HANDLE	07.05.25	GIESSE İSPANYOLET KOL GIESSE HANDLE FOR WINDOWS	1	1	1	1	
	07.25.01	GIESSE TIJ BAĞLANTI PARÇASI GIESSE CONNECTION ROD	1	1	1	1	
RESCARA ÇİFT DİLLİ KOL RESCARA DOUBLE RAIL HANDLE	07.05.32	RESCARA GLOBAL PENCERE KOLU RESCARA GLOBAL HANDLE	1	1	1	1	
	07.13.08	RESCARA KOL BAĞLANTI PARÇASI RESCARA CONNECTION ROD	1	1	1	1	
16.05.07	KİLİT ADAPTÖRÜ LOCK ADAPTER	2	3	4	5		
16.04.04	SÜRME DİL SLIDING BOLT	2	3	4	5		
16.05.02	SÜRME KİLİT KARŞILIĞI STRIKER FOR SLIDING LOCK	2	3	4	5		



16.05.07

16.04.04



07.10.12

HAVUZLU KİLİT ANAHTARLI
SLIDING LOCK WITH KEY

Malzeme / Material : Alüminyum- Zamak
Aluminium -Zamak



07.10.13

HAVUZLU KİLİT
SLIDING LOCK

Malzeme / Material : Alüminyum- Zamak
Aluminium -Zamak



07.10.14

ÇİFTLİ HAVUZLU KİLİT ANAHTARLI
DOUBLE SLIDING LOCK WITH KEY

Malzeme / Material : Alüminyum- Zamak
Aluminium -Zamak



07.10.09

HAVUZ KOL
SLIDING HANDLE

Malzeme / Material : Alüminyum
Aluminium



07.11.06

KOL ÜSTÜ KARŞILIK
STRIKER FOR HANDLE

07.10.12 , 07.10.13 , 07.10.14 Sürme Kilit için / For Handle 07.10.12 , 07.10.13 , 07.10.14



16.05.06

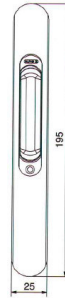
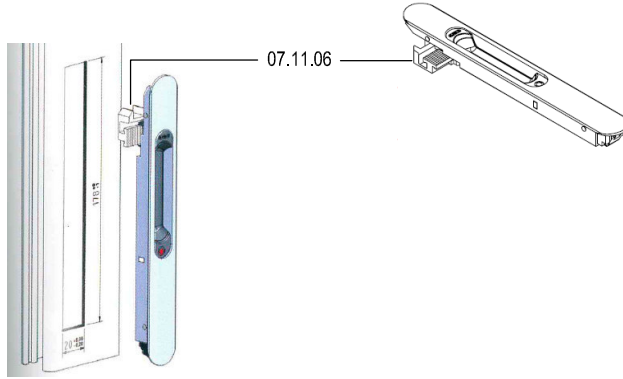
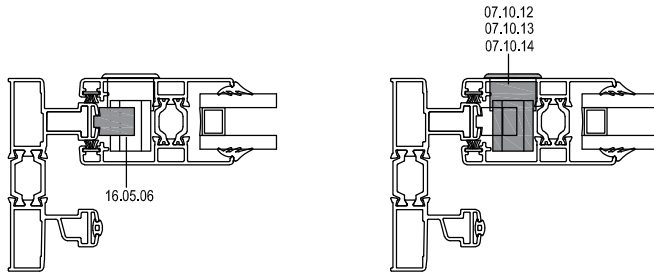
SÜRME KİLİT KARŞILIĞI
STRIKER FOR SLIDING LOCK

07.10.12 , 07.10.13 , 07.10.14 Sürme Kilit için / For Handle 07.10.12 , 07.10.13 , 07.10.14

HAVUZLU KOL İLE KİLİTLEME SEÇİM TABLOSU

LOCKING KIT SELECTION TABLE WITH HANDLE 07.10.13

KOD CODE	TANIM DESCRIPTION	ADET NUMBER	KANAT VENT
07.10.12 07.10.13 07.10.14	HAVUZLU KİLİT SLIDING LOCK	1	ATS83V01 ATS83V02 ATS83V07
16.05.06	SÜRME KİLİT KARŞILIĞI STRIKER FOR SLIDING LOCK	1	
07.11.06	KOL ÜSTÜ KARŞILIK STRIKER FOR HANDLE	1	

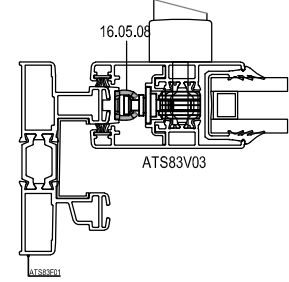
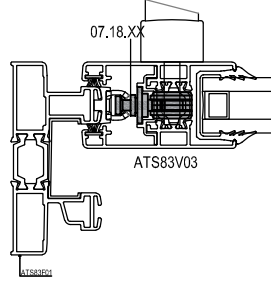
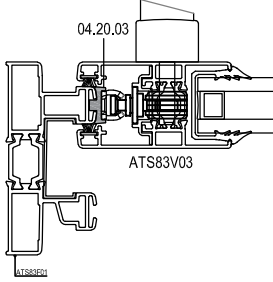
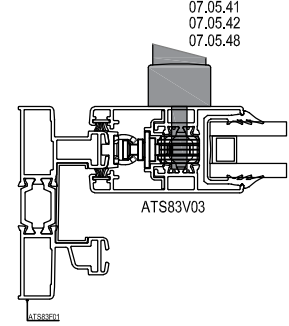


07.10.13

PVC KOL İLE KİLİTLEME SEÇİM TABLOSU

LOCKING KIT SELECTION TABLE WITH HANDLE 07.05.4X

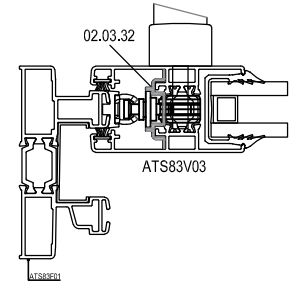
KOD CODE	TANIM DESCRIPTION	ADET NUMBER	KANAT VENT
07.05.41 07.05.42 07.05.48	PVC İSPANYOLET KOL PVC HANDLE	1	ATS83V03
16.05.08	SÜRME KİLİT KARŞILIĞI STRIKER FOR SLIDING LOCK	BKZ. 07.18.xx SEÇİM TABLOSU SEE 07.18.xx SELECTION TABLE	
04.20.03	SÜRME SAC KARŞILIĞI TIN PLATE STRIKER FOR SLIDING LOCK	BKZ. 07.18.xx SEÇİM TABLOSU SEE 07.18.xx SELECTION TABLE	
07.18.XX	TIJLİ KİLİT SİSTEMİ ROD LOCKING SYSTEM	1	



07.18.xx 15 EKSEN SÜRME İSPANYOLETİ

07.18.xx 15 AXIS STEEL GEARBOX SLIDING ESPOGNOLETTE

KOD CODE	ÖLÇÜ DIMENSION	16.05.08 ADET/NUMBER	04.20.03 ADET/NUMBER
07.18.32	h: 600mm-800 mm / 15	2	2
07.18.33	h: 800mm-1000 mm / 15	2	2
07.18.34	h: 1000mm-1200 mm / 15	3	3
07.18.35	h: 1200mm-1400 mm / 15	3	3
07.18.36	h: 1400mm-1600 mm / 15	3	3
07.18.37	h: 1600mm-1800 mm / 15	3	3
07.18.38	h: 1800mm-2000mm / 15	4	4
07.18.39	h: 2000mm-2100mm / 15	4	4





16.02.02

GIESSE AYARLI ÇİFTLİ RULMAN
GIESSE ADJUSTABLE CARRERA 2 PULLEYS

Malzeme / Material : Polyamid- Zamak
Polyamide -Zamak

2 Adet 180 kg taşıır. / 180 kg with 2 pulleys
EN 13126-15 : 2008



16.02.07

RESCARA ÇİFTLİ RULMAN
GIESSE ADJUSTABLE CARRERA 2 PULLEYS


2 Adet 120 kg taşıır. / 120 kg with 2 pulleys



16.01.01

AYARLI TEKERLEKLİ RULMAN
PULLEY WITH SINGLE WHEEL

2 Adet 35 kg taşıır. / 35 kg with 2 pulleys
Max. kanat ölçüsü 600x1500./ Max. vent dimension 600x1500



16.01.02

AYARLI ÇİFTLİ RULMAN
ADJUSTABLE PULLEY

2 Adet 65 kg taşıır. / 65 kg with 2 pulleys
Max. kanat ölçüsü 1000x2100./ Max. vent dimension 1000x2100



16.01.12

METAL TEKERLEKLİ AYARLI RULMAN
STEEL ADJUSTABLE PULLEY

2 Adet 65 kg taşıır. / 65 kg with 2 pulleys
Max. kanat ölçüsü 1000x2100./ Max. vent dimension 1000x2100



16.01.13

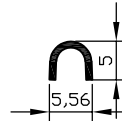
METAL TEKERLEKLİ AYARLI RULMAN
PULLEY WITH SINGLE WHEEL

2 Adet 35 kg taşıır. / 35 kg with 2 pulleys
Max. kanat ölçüsü 600x1500./ Max. vent dimension 600x1500



16.02.06


SİNEKLİK RULMANI
PULLEY FOR INSECT SCREEN



16.06.06

ÇELİK RAY
STEEL RAIL

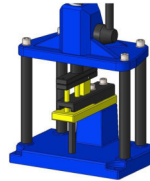
Malzeme / Material : Paslanmaz Çelik
Stainless Steel



21.01.09

PUNCH MAKİNESİ
PUNCH MACHINE

Pnömatik



21.01.09A

KENET İÇİN PUNCH MAKİNESİ
PUNCH MACHINE

Pnömatik

MİMARİ KATALOG
ARCHITECTURAL CATALOGUE

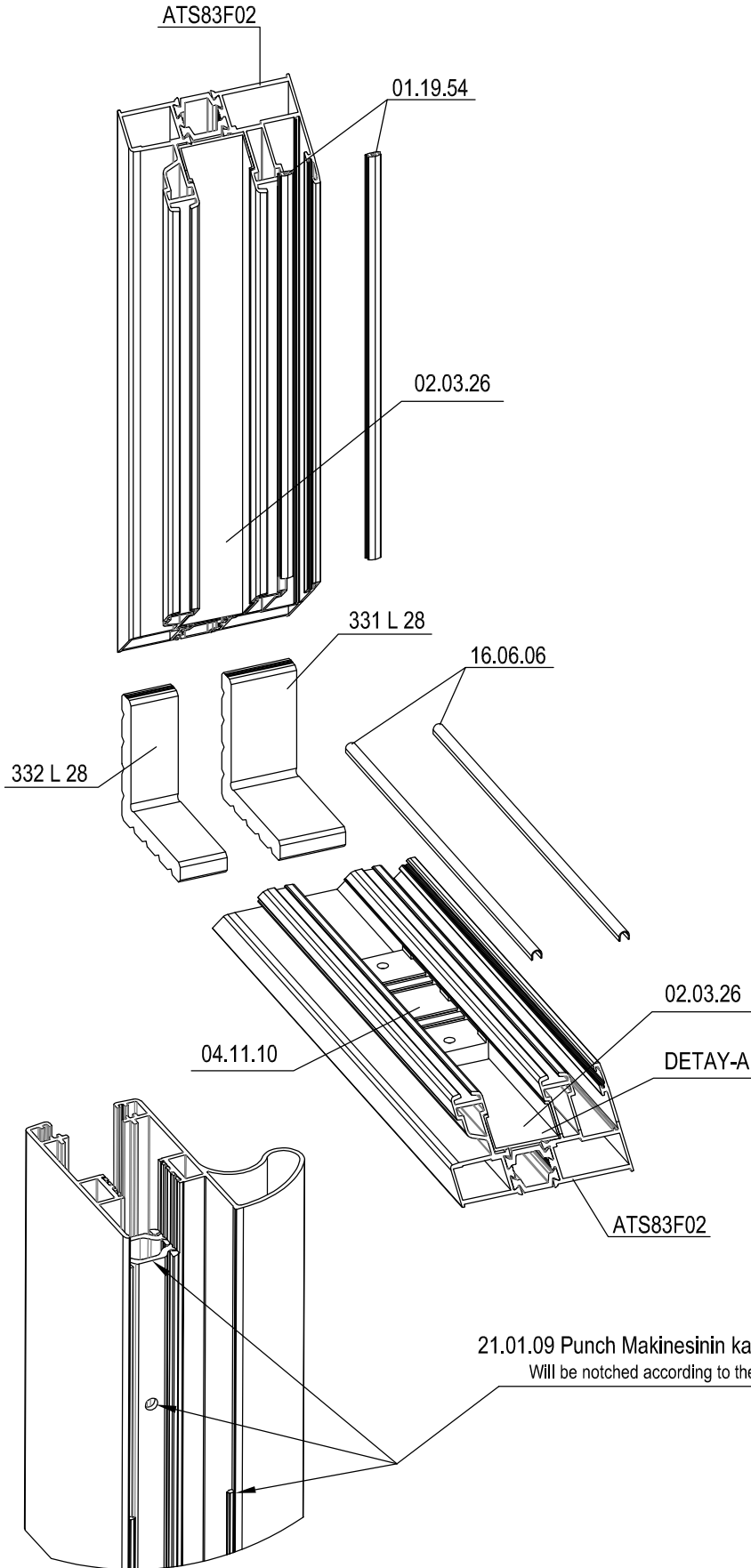
Alüminyum Sürme Sistemleri
Aluminium Sliding Systems

RST83

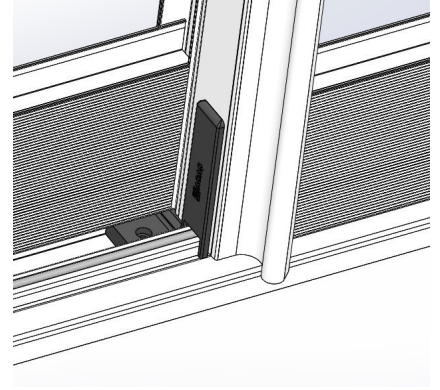
İMALAT DETAYLARI

FABRICATION DETAILS

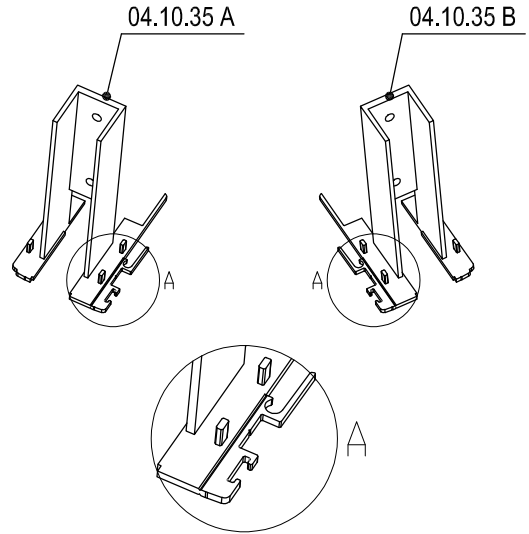
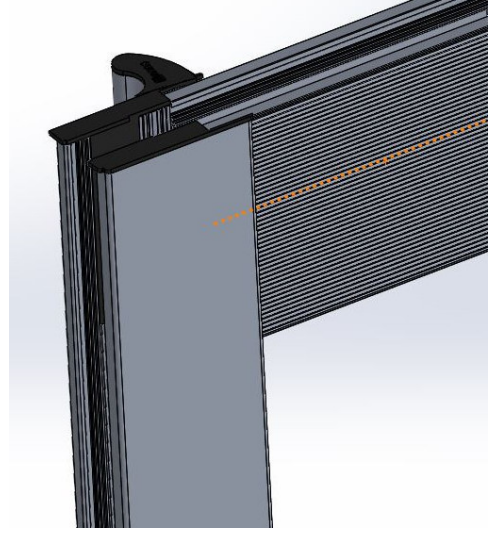
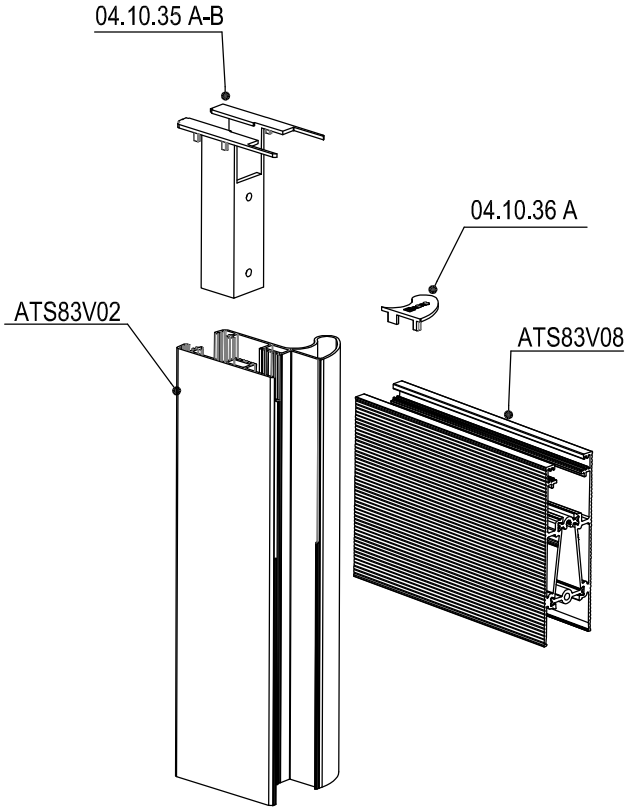
(1) KASA KÖŞE BAĞLANTI DETAYI
FRAME CORNER DETAIL



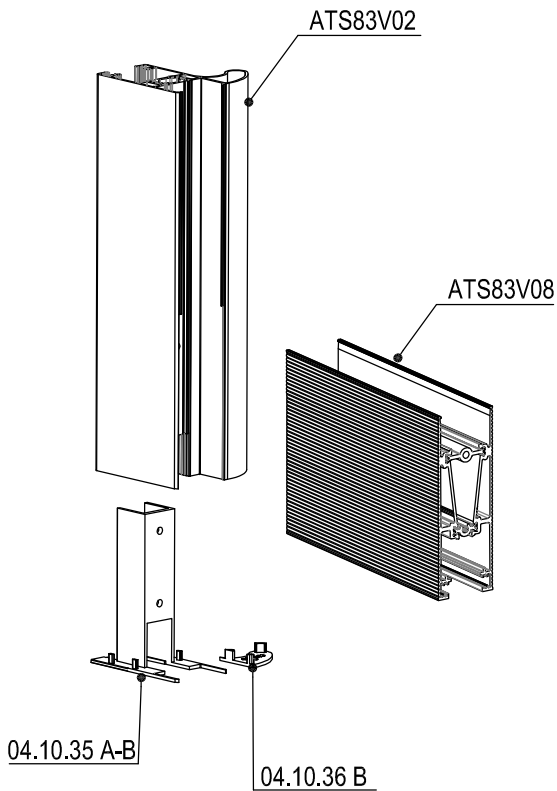
DETAY-A



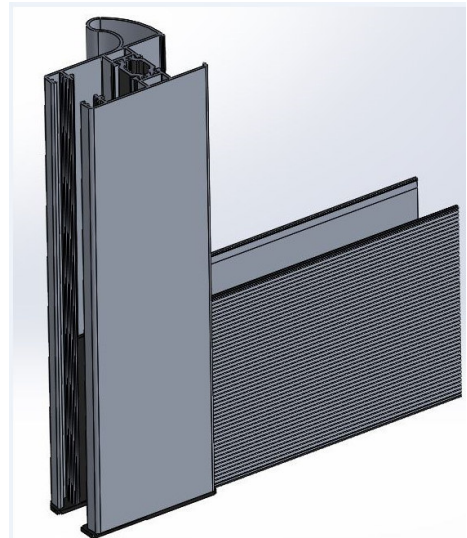
(2) DÜŞEY - YATAY KANAT BAĞLANTI DETAYI (ÜST)
VERTICAL & HORIZONTAL VENT CONNECTION DETAIL (UPPER)



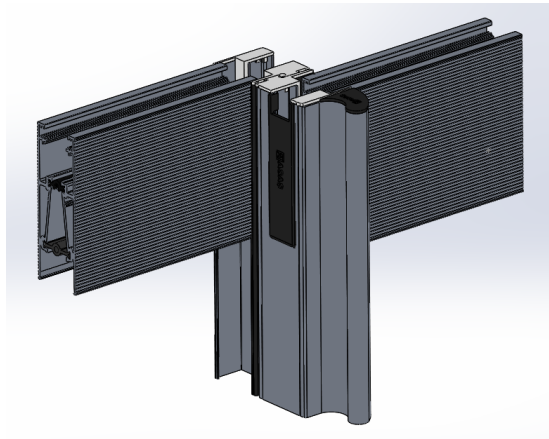
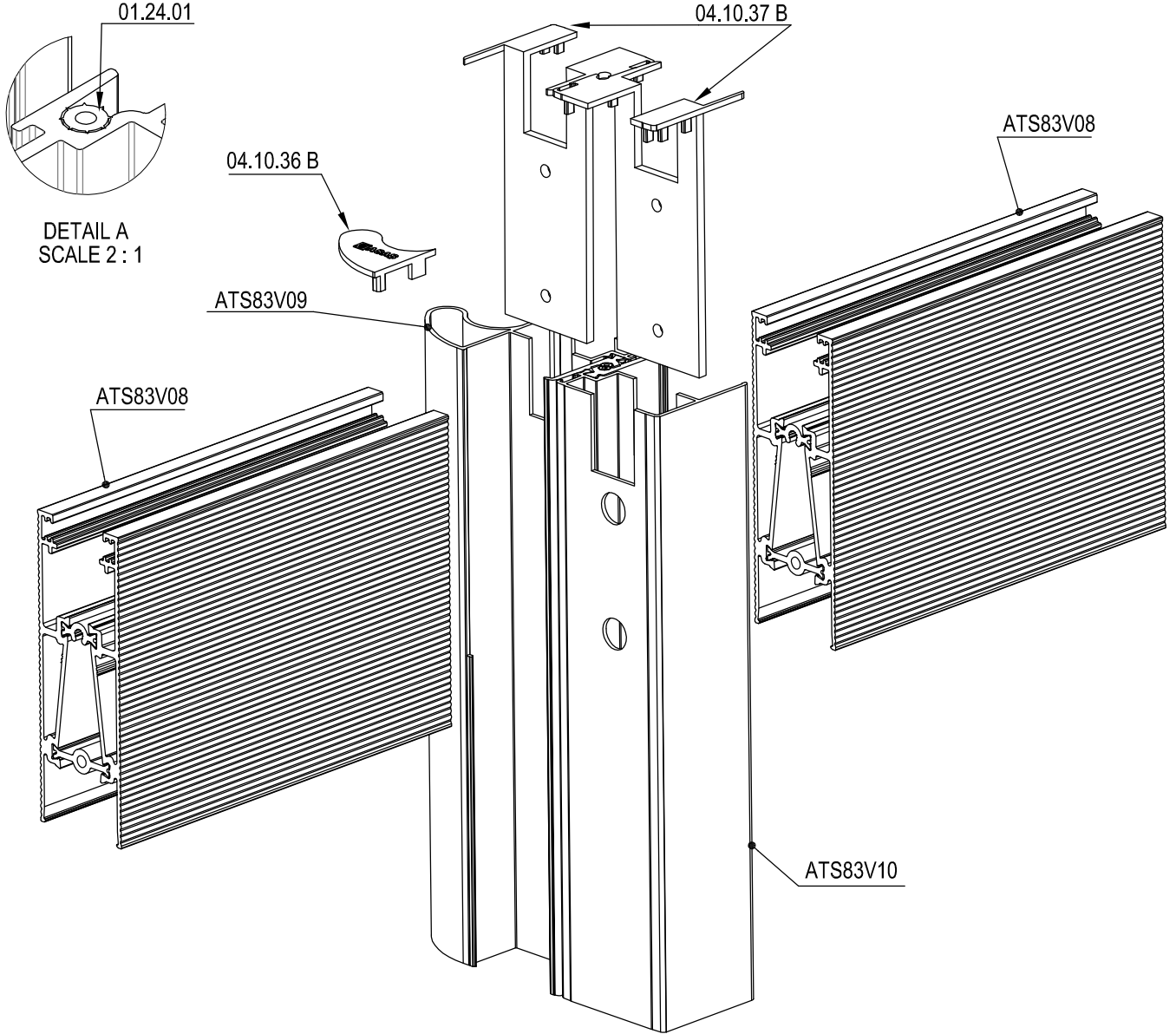
(3) DÜŞEY - YATAY KANAT BAĞLANTI DETAYI (ALT)
VERTICAL & HORIZONTAL VENT CONNECTION DETAIL (BOTTOM)



*Montaj esnasında gerekmediği yerlerde kopartılacaktır.



(3) ORTA KAYIT BAĞLANTI DETAYI (ÜST)
MULLION CONNECTION DETAIL (UPPER)



(4) ORTA KAYIT BAĞLANTI DETAYI (ALT)
MULLION CONNECTION DETAIL (BOTTOM)

